

# **SOUTH RIVER SHOOTISTS' MARCH '25 MATCH**




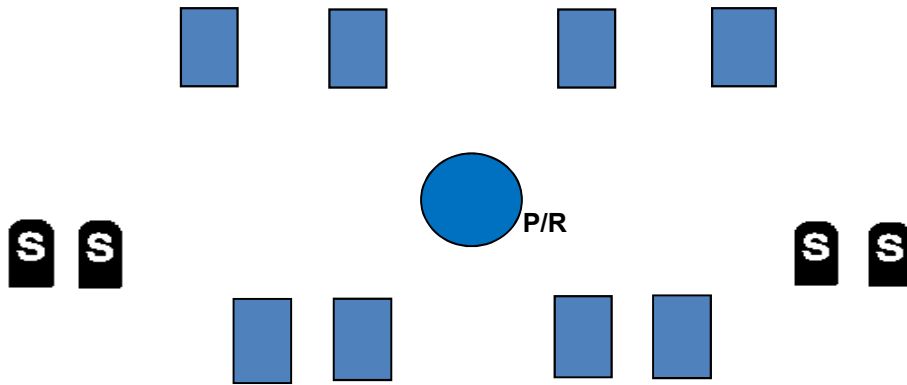
*March 2025*

*Stages*

# SOUTH RIVER SHOOTISTS' MARCH '25 MATCH

## WARM UP

Warmin' Up fer Spring



**Ammo:** Pistols 10, Rifle 10 **Shotgun 2+**

**Staging:** Pistols holstered. Rifle on center table. Shotgun in hands.

**Gun Sequence:** Shotgun, Rifle, Pistols

**Start:** Standing with one foot on the right or left starting stone, shotgun in hands.

**Procedure:** Say, "Hopin' for a warm Spring!"

ATB, with shotgun shoot the **2 knockdown** targets in front of you. Make shotgun safe.

Move to center and with rifle shoot center target 5 times.

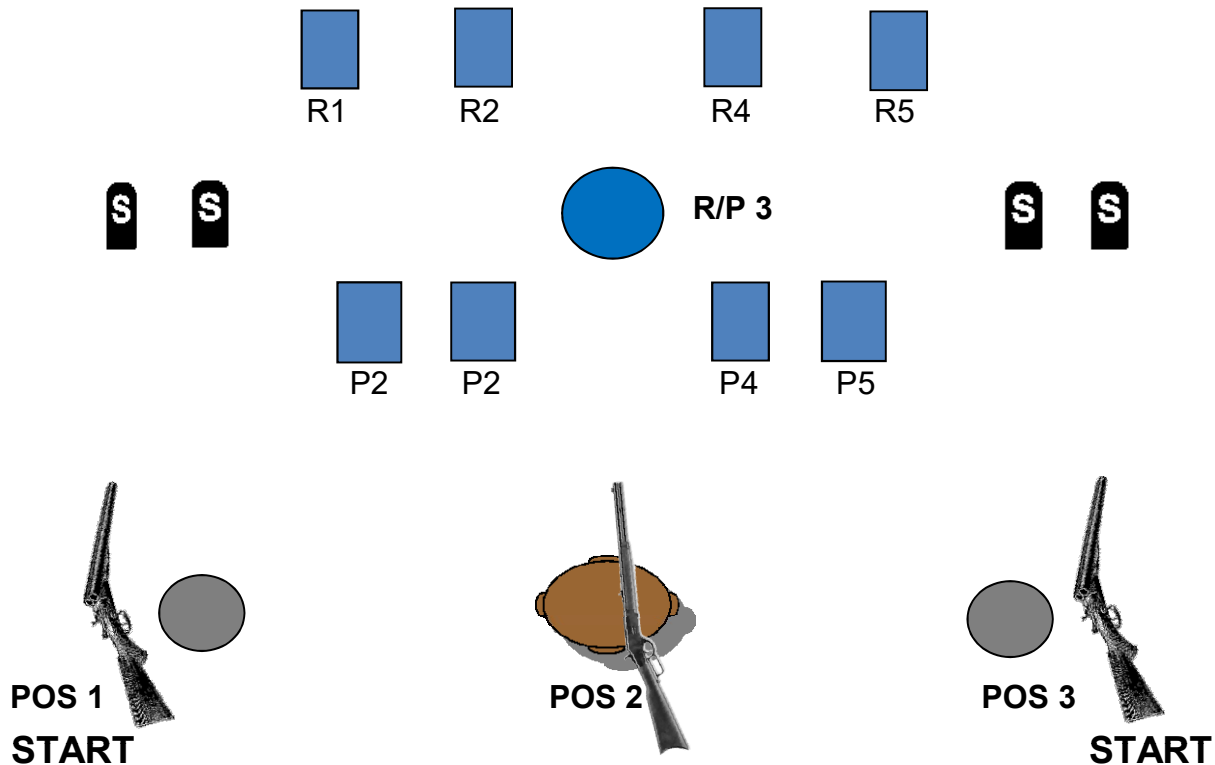
**THEN**, sweep the five rifle targets from either direction.

With pistols, repeat rifle instructions using the 5 Pistol targets.

# SOUTH RIVER SHOOTISTS' MARCH '25 MATCH

## STAGE 1

X marks the spot!



**Ammo:** Pistols 10, Rifle 10 Shotgun 4+

**Staging:** Rifle loaded with 10 rounds, staged at **POS 2**. Shotgun open and empty, in hands at either **POS 1** or **POS 3**. Pistols loaded with 5 rounds each, holstered.

**Gun sequence:** Shotgun, Rifle & Pistols (your choice), Shotgun

**Start:** Standing Outside of stone at **POS 1** or **POS 3** with empty shotgun in hands.

**Procedure:** Say, "Let's give this a try!"

ATB knockdown the 2 shotgun targets in any order. Make up misses up at this position. Take shotgun with you and move to **POS 2**, Make shotgun safe for later.

**THEN**, it's shooters choice: rifle or pistols. With rifle, engage the 5 rifle targets, center target 3 times, **THEN**, the other 4 targets once each, **THEN**, center target 3 times (example; 3,3,3,1,2,4,5,3,3,3). Make the rifle safe.

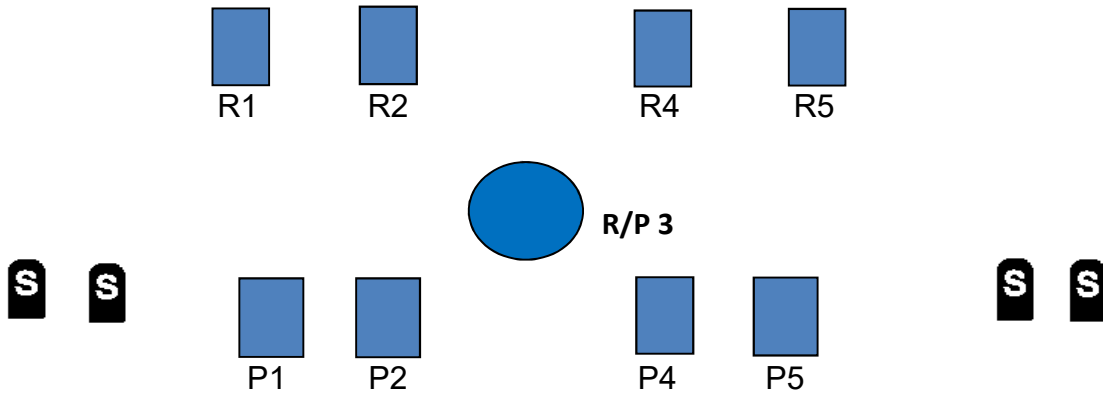
With pistols engage the 5 pistol targets with the rifle instructions.

Pick up shotgun and move to the **OTHER** outside position and knockdown the 2 remaining targets. (**Shotgun must be shot on the OUTSIDE of stones.**)

# SOUTH RIVER SHOOTISTS' MARCH '25 MATCH

## STAGE 2

All crossed out!



**START**

**Ammo:** Pistols 10, Rifle 10 Shotgun 4+

**Staging:** Rifle & Shotgun staged on the table. Pistols loaded with 5 rounds each, holstered.

**Gun sequence :** Pistols, Rifle, Shotgun

**Start:** Standing at the table in any posture. Hands not touching guns or ammo.

**Procedure:** Say, "This will be better!"

ATB With pistols engage P1, P1, then P2, P3, P4, then P5, P5, P4, P3, P2

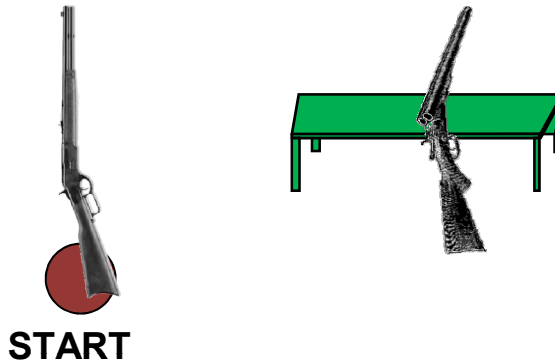
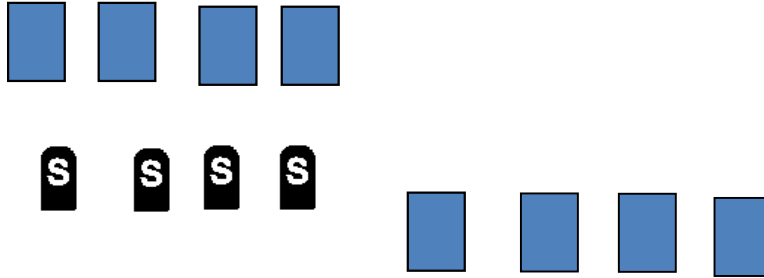
With rifle, repeat pistol instructions.

Pick up shotgun and engage the 4 knockdown targets anywhere on the course of fire.

# SOUTH RIVER SHOOTISTS' MARCH '25 MATCH

## STAGE 3

Stan and his partner, Laurel



**Ammo:** Pistols 10, Rifle 10 Shotgun 4+

**STAGING:** RIFLE loaded with 10 rounds held at port arms, SHOTGUN open and empty on table. PISTOLS loaded with 5 rounds each and holstered.

**Gun sequence :** Rifle, Pistols, Shotgun

**Start:** One foot touching start stone with rifle at port arms.

**Procedure:** Say, "Ya think he's fast?!"

ATB engage the 4 RIFLE targets in a 3 – 2 – 2 – 3 **sweep** from either end.

Make Rifle safe on the table.

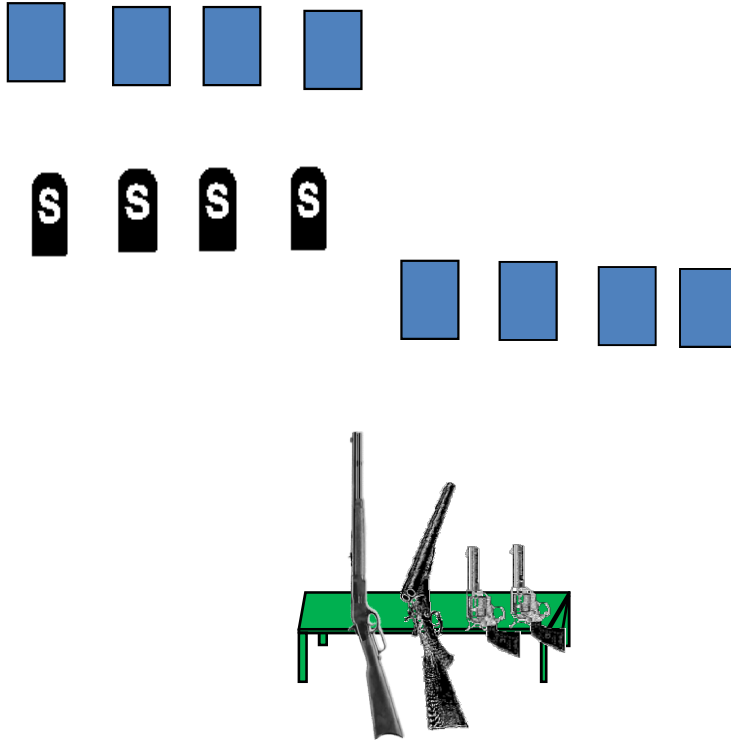
With pistols, repeat the rifle instructions.

With SHOTGUN knockdown the 4 targets.

# SOUTH RIVER SHOOTISTS' MARCH '25 MATCH

## STAGE 4

Stan and his partner, Deliver



### START

**Ammo:** Pistols 10, Rifle 10 Shotgun 4+

**STAGING:** Rifle loaded with 10 rounds, SHOTGUN open and empty, PISTOLS loaded with 5 rounds each. **All guns staged on table.**

**Gun sequence :** Rifle, Shotgun, Pistols

**Start:** Standing behind table with both hands touching staged rifle. Rifle flat on table.

**Procedure:** Say, "Ya ain't seen nothing yet!"

ATB engage the 4 RIFLE targets in a continuous Nevada sweep from either end.  
With SHOTGUN knockdown the 4 targets in any order.

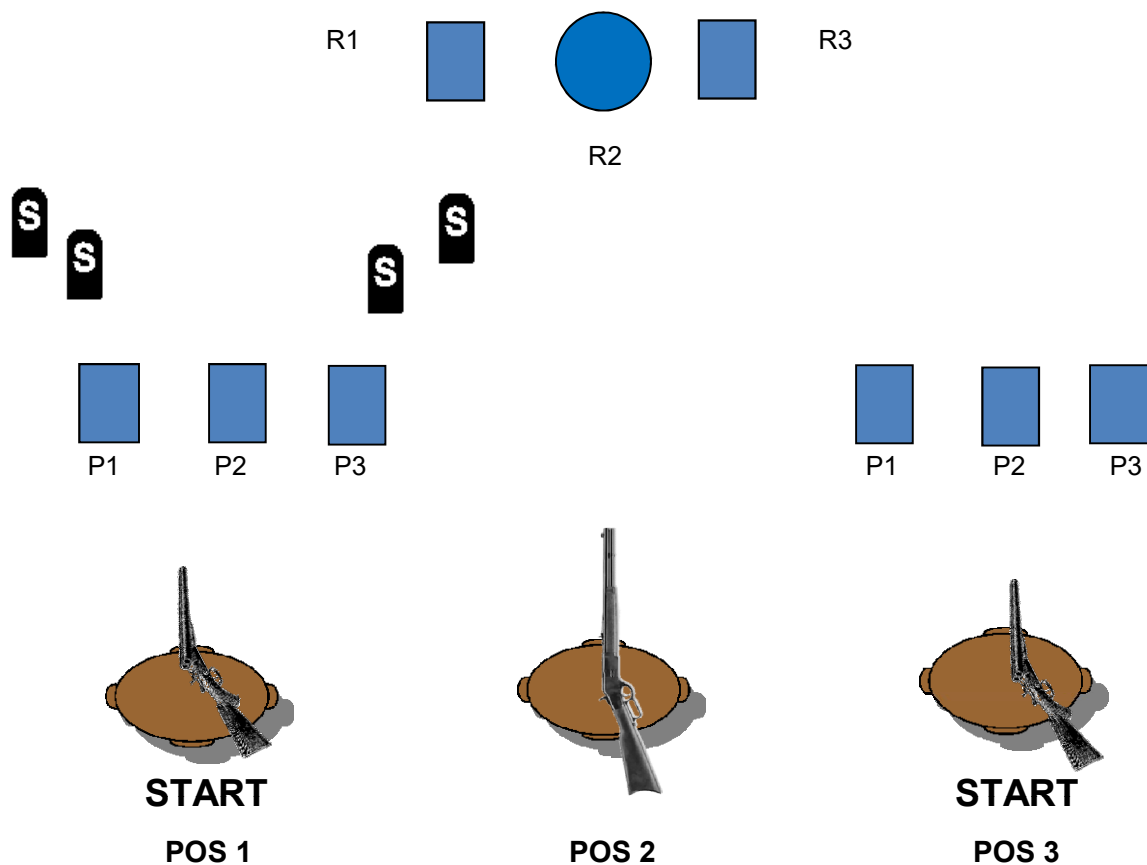
Engage the 4 PISTOL targets in a continuous Nevada sweep from either end.

**Note:** Pistols may be restaged or holstered.

# SOUTH RIVER SHOOTISTS' MARCH '25 MATCH

## STAGE 5

Any good choices?



**Ammo:** Pistols 10, Rifle 10 Shotgun 4+

**Staging:** Rifle on center table and shotgun on an outside table. Pistols holstered.

**Gun sequence:** *SPLIT PISTOLS* - Shotgun or First Pistol, then First Pistol or Shotgun, then Rifle, then Second Pistol.

**Start:** Standing behind left or right table, any posture, hands not touching guns or ammo.

**Procedure:** Say, "And the choices keep coming!!!"

ATB, If starting at **POS 1** with shotgun engage S1-S4, & make shotgun safe. **Or, with 1st 5 Pistol shots** shoot P2 three times, then P1 & P3 once each. (You may shoot pistol or Shotgun first. GF's may stage pistols at **POS 2** after the First pistol). GF's shoot double duelest or move with hammer down on a spent round.

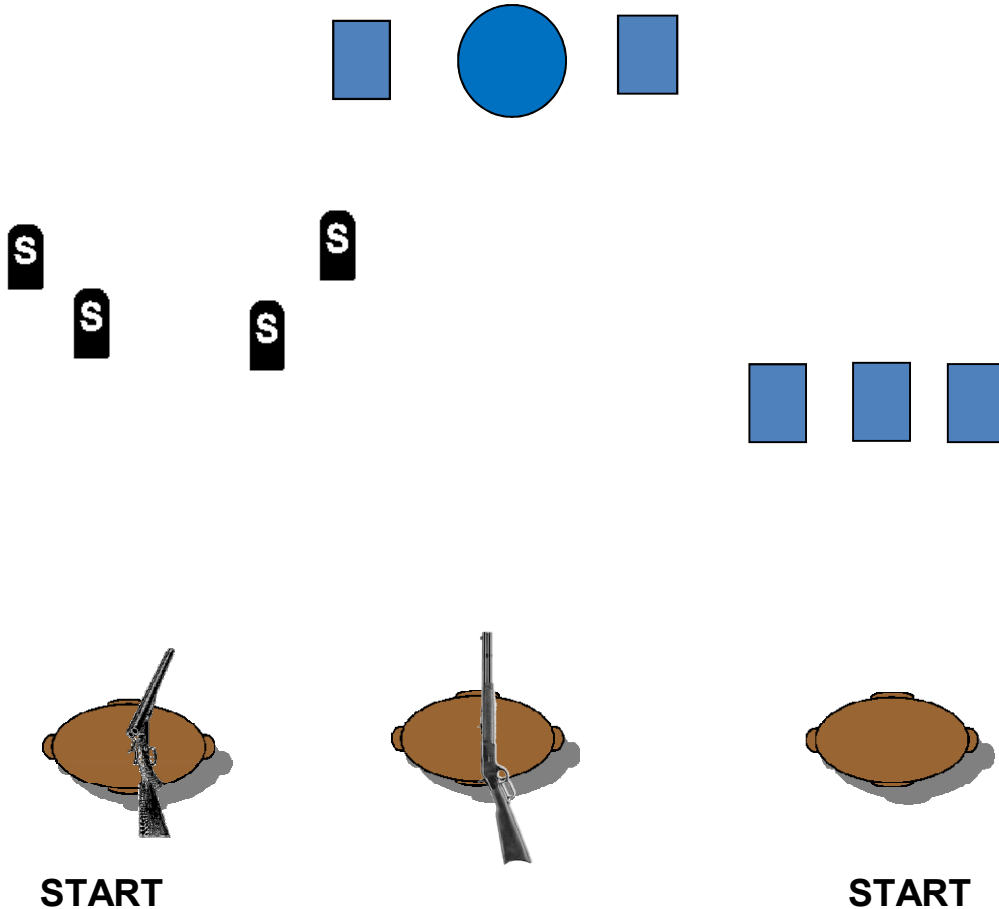
From **POS 2** with rifle engage R2 three times, then R1 & R3 once each. Repeat.

From **POS 3**, with 2nd 5 Pistol shots, shoot P2 three times and then P1 & P2 once each.

# SOUTH RIVER SHOOTISTS' MARCH '25 MATCH

## STAGE 6

A Happier Gunfighter!



**Ammo:** Pistols 10, Rifle 10 Shotgun 4+

**Staging:** Rifle on center table. Shotgun on left table. Pistols loaded with 5 rounds each and holstered.

**Gun sequence :** Shotgun, Rifle, Pistols. **OR,** Pistols Rifle, Shotgun.

**Start:** Standing behind **left or right** table. Hands on gun or guns of choice.

**Procedure:** Say, "A little different twist!"

ATB - If starting on left, with shotgun shoot the 4 knockdowns.

Move to center table. With rifle, shoot center target twice, then sweep the three targets. Repeat. Make the Rifle safe on the Right table.

With pistols, repeat rifle instructions on the right pistol targets.

If starting on right, Shoot pistols, rifle, shotgun.