

South River April '25 Stages



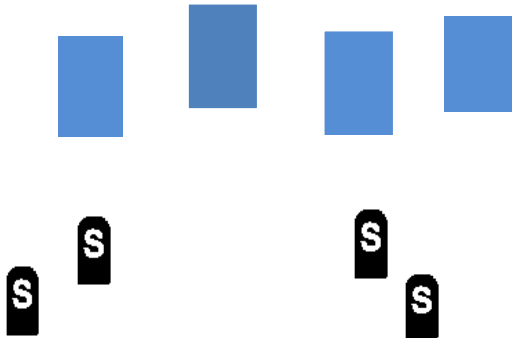
*April '25
Stages*

Welcome The Stage Once Again!

South River April '25 Stages

Warm UP

The last stage leaves at 7 - Be under it!



START

Ammo: Pistols 10, Rifle 10 Shotgun 4+

Staging: Rifle with 10 rounds staged on left table. Pistols holstered.
Shotgun on left table

Gun sequence: Rifle, Shotgun, Pistols

Start: Standing behind the left table, both hands touching staged rifle.

Procedure: Say, "Let's get Started!!!"

After the beep, with rifle starting on either end, shoot a 1-2 -1-2-3-1-2-3-4-4 sweep.
Make the rifle safe.

With shotgun, shoot the 4 knockdown targets. Make the Shotgun safe on the Right table.

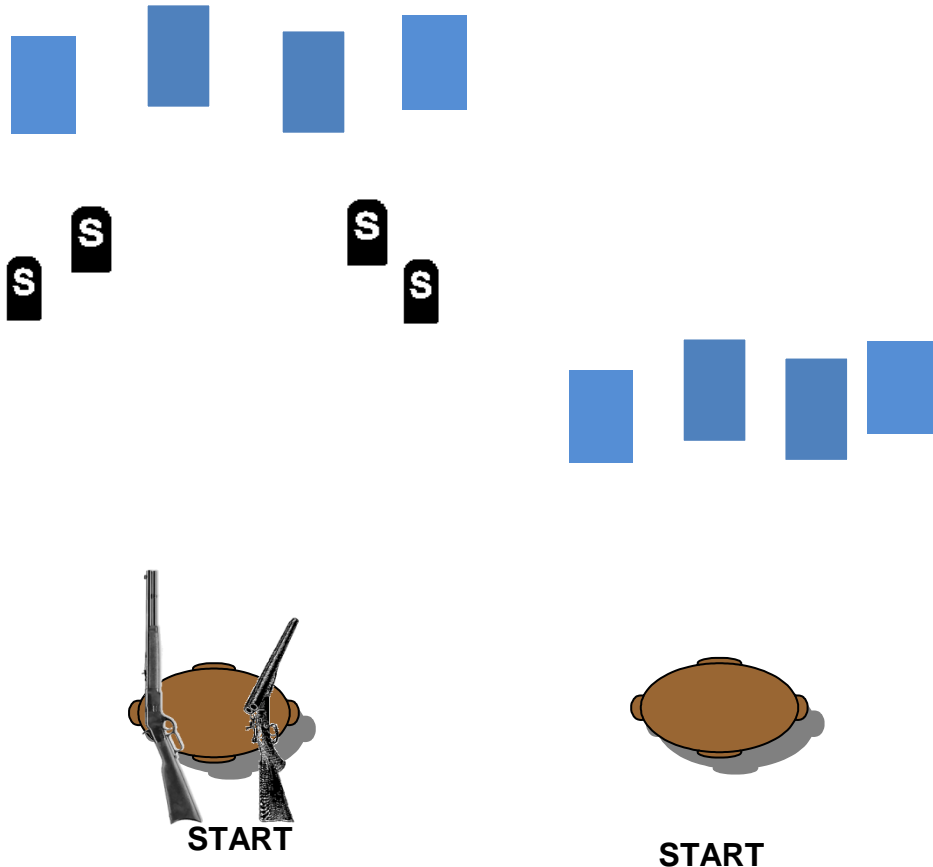
With pistols, repeat rifle instructions.

South River April '25 Stages

Stage 1

The Stage is Running Once Again!

And there was a gunfight every time! The first time was involved cheatin' gambler!



Ammo: Pistols 10, Rifle 10 Shotgun 4+

Staging: Rifle and shotgun on Left table. Pistols holstered.

Gun sequence: Rifle not Last

Start: Standing behind Center of either table. Hands not touching guns or ammo.

Procedure: Say, "Countin' cards??!"

After the beep, if rifle First, **starting on either outside target**, double-tap each outside target. **THEN**, double-tap each inside target. **THEN**, **Single-tap** each outside target. Make the Rifle safe.

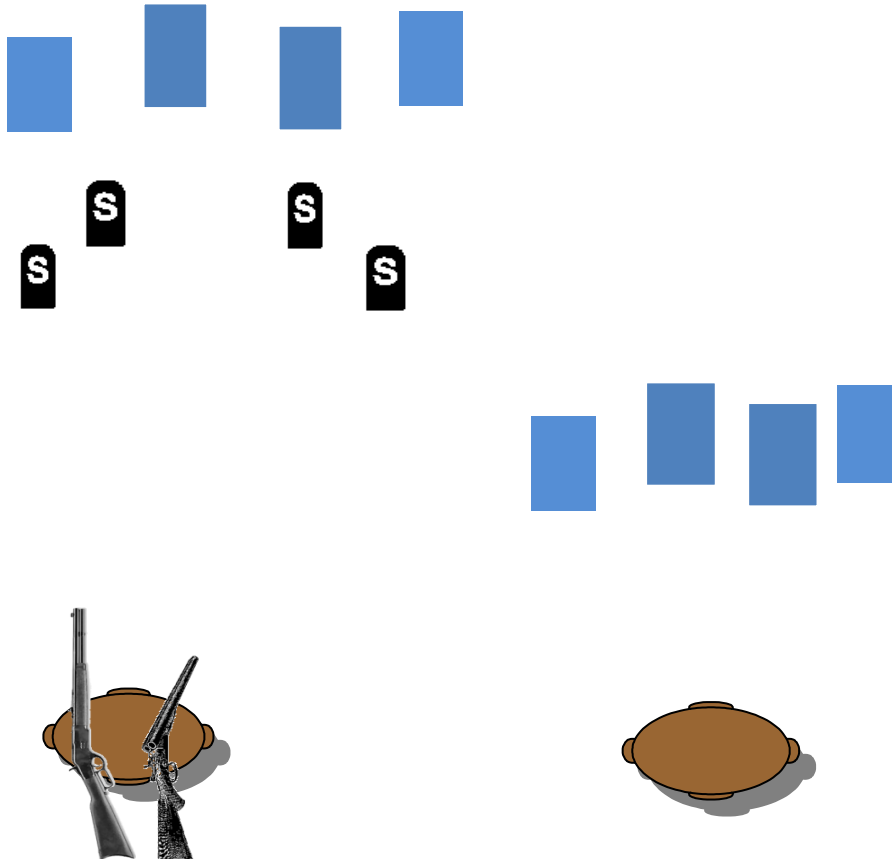
Engage the shotgun targets until down. If Rifle was first, make the Shotgun safe on the Right table.

With Pistols, repeat the Rifle instructions.

South River April '25 Stages

Stage 2

Yup! Another stage to meet on a hot day!



Ammo: Pistols 10, Rifle 10 Shotgun 4+

Staging: Pistols holstered, Rifle & Shotgun on Left table.

Gun sequence: Pistols, Rifle, Shotgun

Start: Standing behind right table. Hands on hat (Head).

Procedure: Say, "It's warming Up!"

After the beep, beginning on either end, shoot the pistol targets in a Nevada sweep, double-tapping the End targets.**

Move to the Left table and, with Rifle repeat the pistols instructions. Make the Rifle safe.

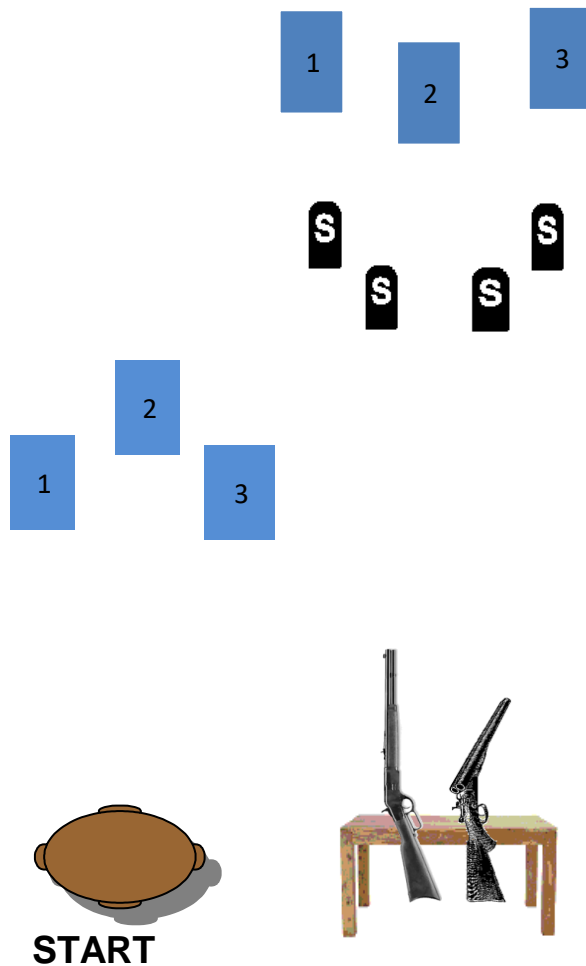
With shotgun, shoot shotgun targets until down. Make the Shotgun safe.

** Cat-herder's Sweep

South River April '25 Stages

Stage 3

A stage full! Six bad guys!



Ammo: Pistols 10, Rifle 10 Shotgun 4+

Staging: Pistols holstered, Rifle & Shotgun on table.

Gun sequence: Pistols, Rifle, Shotgun

Start: Standing behind the Left table, at least one foot behind table, hands on pistols.

Procedure: Say, "You want me to do what?!?"

After the beep, beginning on the Middle target (2), shoot a Progressive Sweep. 1 on 2, 2 on 1, 3 on 3, 4 on 2. Or, 2, 1-1, 3-3-3, 2-2-2-2.

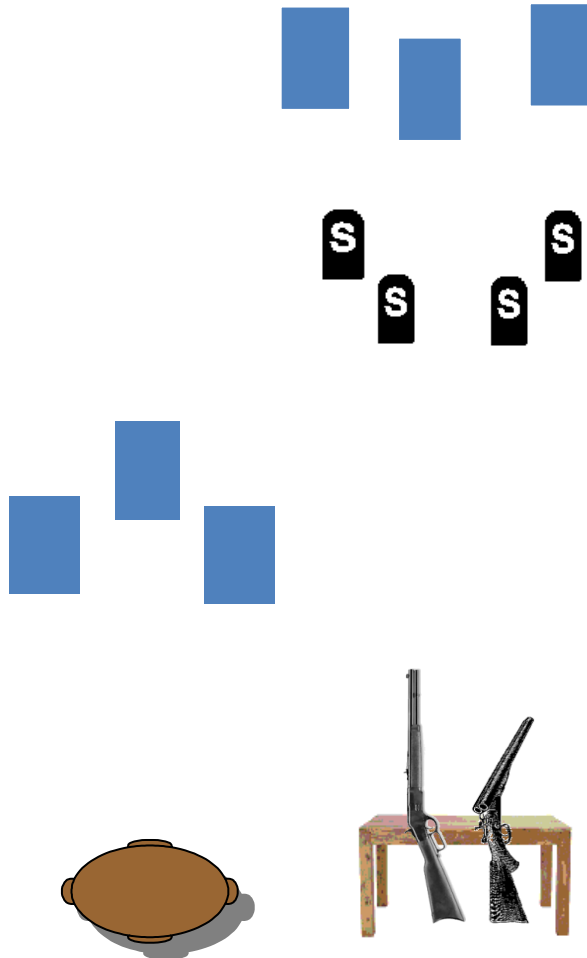
Move to the Right table, & with rifle repeat the Pistol instructions. Make the Rifle safe.

With shotgun, shoot shotgun targets. Make the Shotgun safe.

South River April '25 Stages

Stage 4

In this fight, you need to win!



START

Ammo: Pistols 10, Rifle 10 Shotgun 4+

Staging: Pistols holstered, Rifle & Shotgun on table.

Gun sequence: Shotgun, Rifle, Pistols

Start: Standing behind Center of Right table, hands **Anywhere** (*Yes, you may*).

Procedure: Say, "**Looks one-sided to Me!**"

After the beep, with shotgun, shoot shotgun targets. Make the Shotgun safe.


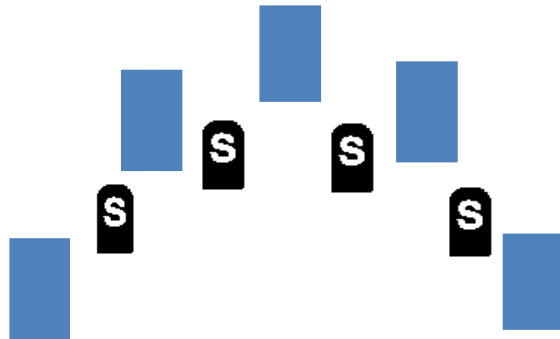
With rifle, shoot a 2-6-2 sweep starting on either end. Make the Rifle safe on the Left table.

At the Left table, with pistols repeat rifle instructions.

South River April '25 Stages

Stage 5

Five bad guys lining up against you!



START

Ammo: Pistols 10, Rifle 10 Shotgun 4+

Staging: Rifle in hands. Pistols holstered.
Shotgun on table.

Gun sequence: Rifle First.

Start: Standing with one foot touching the stone. Rifle in both hands.

Procedure: Say, "Not fair, It's only 5 to 1!"

After the beep, beginning on either end, shoot rifle targets in a 5 shot Sweep. Repeat.
Make the Rifle safe on the down-range table.

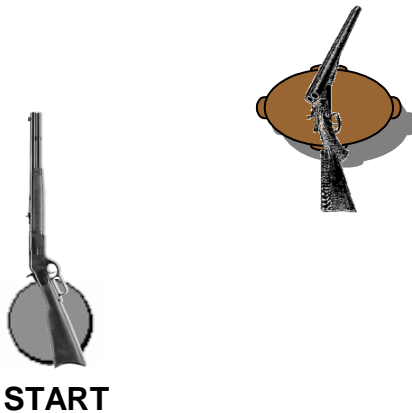
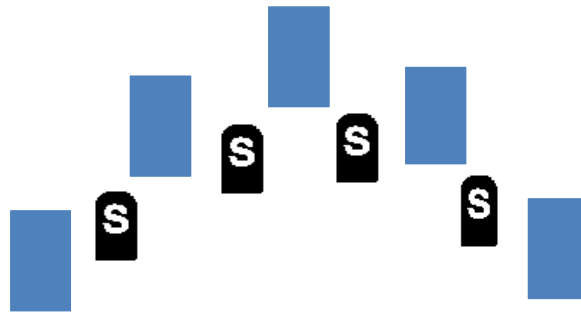
With Pistols, repeat the instructions for the Rifle.

With shotgun, shoot knockdown targets. Make the Shotgun safe.

South River April '25 Stages

Stage 6

The last stage leaves at 7 - Be under it!



Ammo: Pistols 10, Rifle 10 Shotgun 4+

Staging: Rifle with 10 rounds held at cowboy port arms. Pistols holstered.
Shotgun on table.

Gun sequence: Rifle first.

Start: Standing with one foot touching the stone. Rifle at cowboy port arms.

Procedure: Say, "**The Last Stage out!!**"

After the beep, with rifle double-tap the middle target, then double tap the other targets working inside out. Make the Rifle safe on the down-range table.

With Pistols, do a Nevada sweep on the 3 Left or Right targets, starting on the End target or Center target. Repeat on the other side.

With shotgun, shoot the 4 knockdown targets. Make the Shotgun safe.