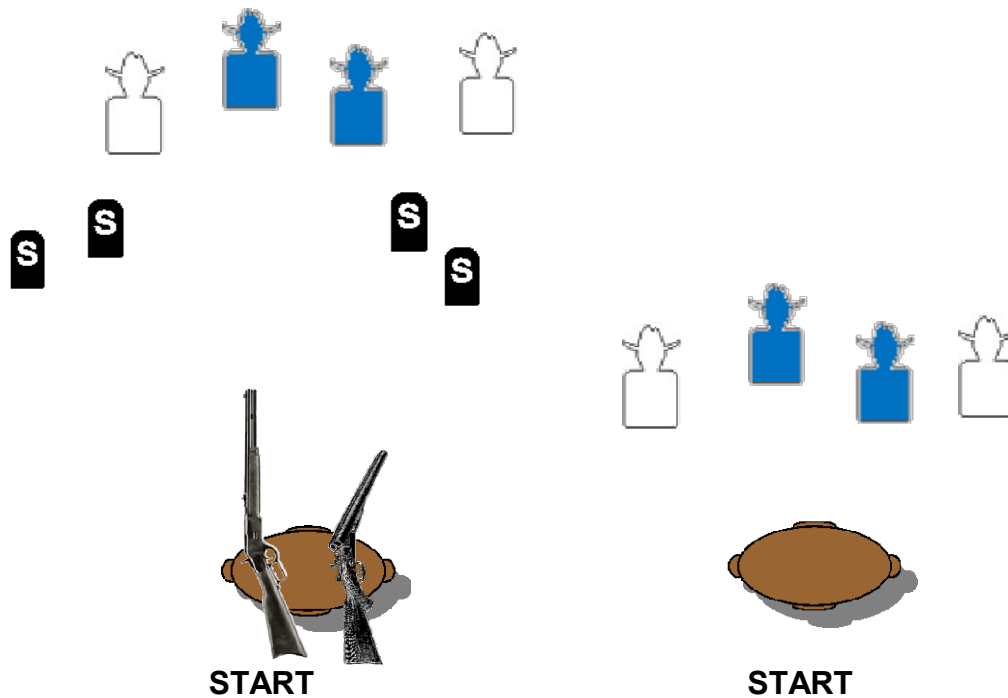




June '24
Stages

WARM-UP

Yup, another fun Warm-up



Ammo: Pistols 10, Rifle 10 Shotgun 4+

Staging: Rifle and shotgun on Left table. Pistols holstered.

Start: Standing behind table of choice. Posture of choice, not touching guns or ammo.

Procedure: Say, "Do IT!"

If starting on left, shoot rifle or shotgun, then pistols.

After the beep, shoot rifle targets with a 2-3-3-2 Sweep, starting on either end.

With shotgun shoot shotgun targets.

Move to right table.

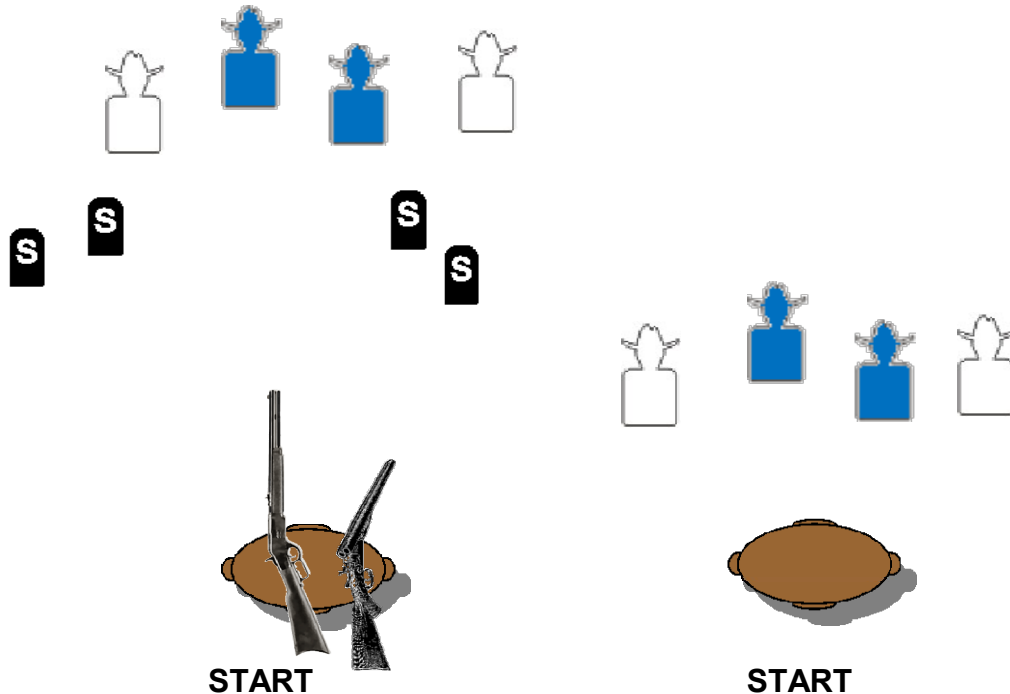
With pistols, starting on either outside target, repeat rifle instructions.

If starting on right, shoot pistols, rifle then shotgun.

SRS COWBOYS JUNE '24 SHOOT

STAGE 1

Once upon a time, the cowboys and cowgirls had to meet 6 stages.
And there was a gunfight each time! The first time involved cheatin' gambler!



Ammo: Pistols 10, Rifle 10 Shotgun 4+

Staging: Rifle and shotgun on Left table. Pistols holstered.

Start: Standing behind table of choice. Posture of choice, not touching guns or ammo.

Procedure: Say, "Countin' cards??!"

If starting on left, shoot rifle, shotgun, pistols.

After the beep, with rifle starting on *either side*, double-tap the white target.

Then alternate between 1 & 2.

Then repeat on the **opposite** 2 targets, Example, 1,1,2,1,2 the 4,4,3,4,3.

Get shotgun, and shoot shotgun targets.

Move to right table.

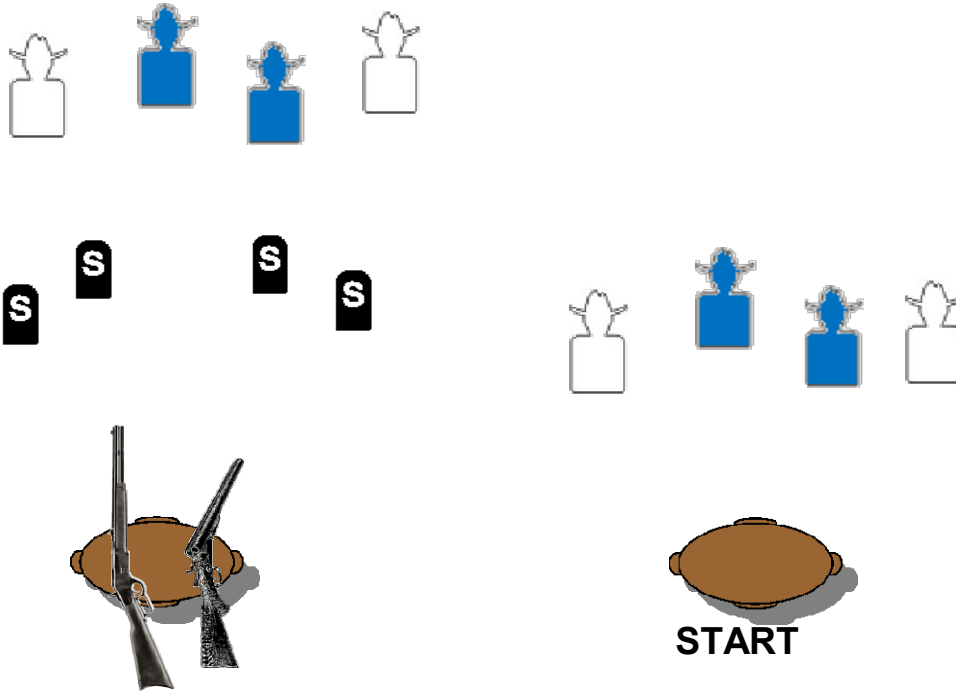
With pistols, repeat rifle instructions

If starting on right, shoot pistols, rifle and then shotgun.

SRS COWBOYS JUNE '24 SHOOT

STAGE 2

Yup another stage to EOT to catch on a hot day!



Ammo: Pistols 10, Rifle 10 Shotgun 4+

Staging: Pistols holstered, Rifle & Shotgun on Left table.

Start: Standing behind right table. Hands on hat.

Procedure: Say, "It's warming Up!"

After the beep, shoot the pistol targets in a Nevada Sweep, double-tapping the end (white) targets. A "Cat-Herder's Sweep"

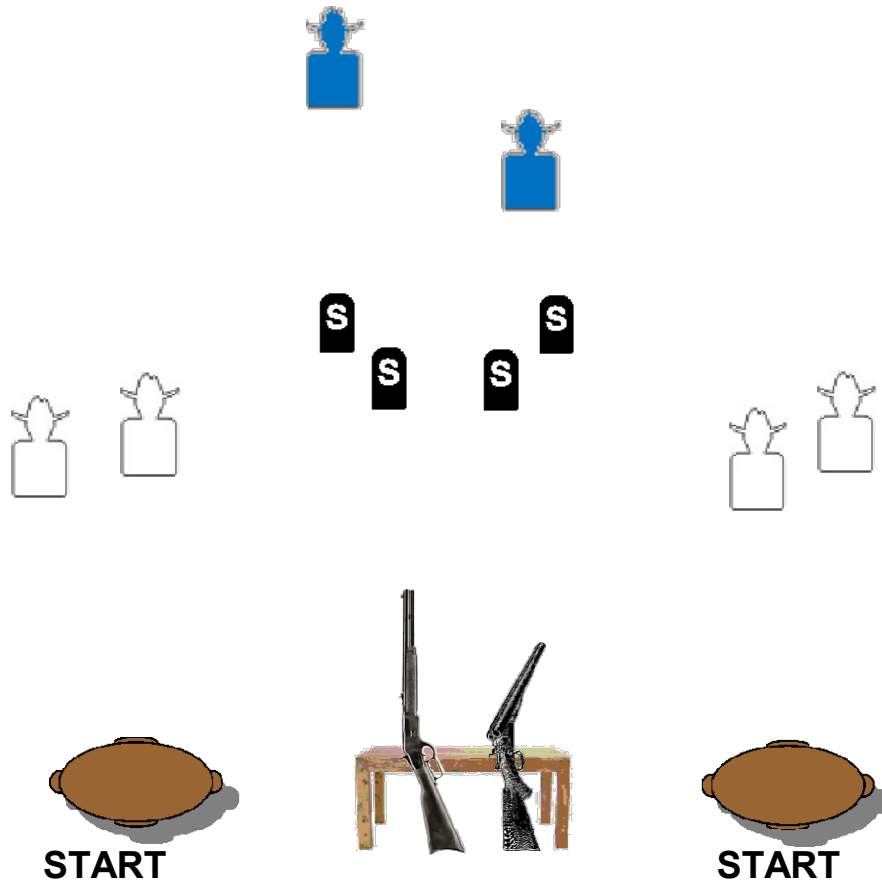
Move to table and with Rifle repeat the instructions used for the pistols.

With shotgun, shoot shotgun targets until down.

SRS COWBOYS JUNE '24 SHOOT

STAGE 3

A stage full! Six bad guys! Some on each side!



Ammo: Pistols 10, Rifle 10 Shotgun 4+

Staging: Pistols holstered, Rifle & Shotgun on table.

Start: Standing behind either table - at least one foot behind table. Hands on guns.

Procedure: Say, "Side to Side!"

After the beep, shoot the pistol targets with 5 shots on the two targets.

Move to the other end table and repeat within "Grounding Distance".

Watch the "170"

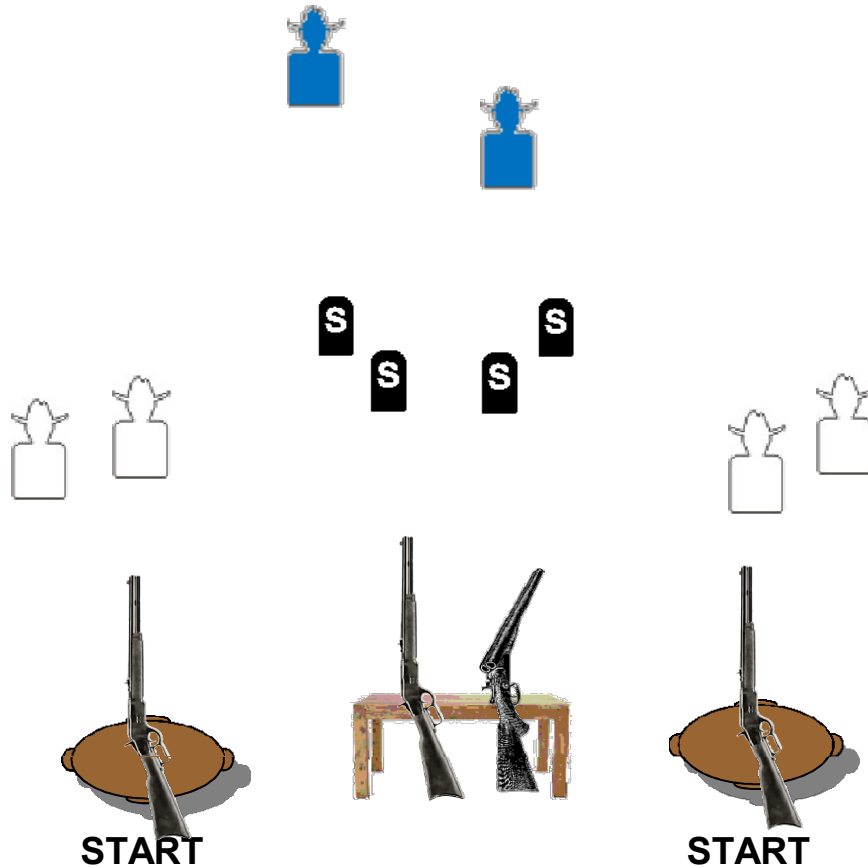
Move to the center and with the rifle repeat the pistol instructions. YES, YOU CAN.

With shotgun, shoot shotgun targets.

SRS COWBOYS JUNE '24 SHOOT

STAGE 4

In this fight, you have to take a side!



Ammo: Pistols 10, Rifle 10 Shotgun 4+

Staging: Pistols holstered, Rifle & Shotgun on tables of choice.

Start: Standing either left or right side - at least one foot behind table.
Posture of choice, hands not touching guns or ammo.

Procedure: Say, "Looks one Sided to Me!"

Any order, rifle not last.

After the beep, shoot the pistol targets with a 1-3-1 sweep starting on either end.
Repeat instructions.

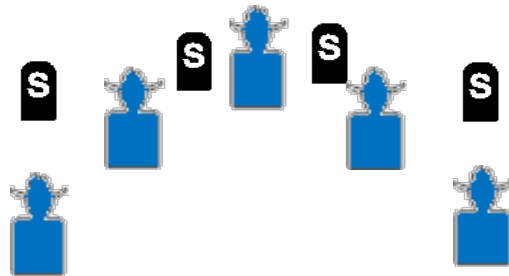
At center table, with rifle, repeat pistol instructions.

From center table, with shotgun, shoot shotgun targets.

SRS COWBOYS JUNE '24 SHOOT

STAGE 5

Five bad guys lining up against you!



START

Ammo: Pistols 10, Rifle 10 Shotgun 4+

Staging: Rifle in hands. Pistols holstered.
Shotgun on table.

Start: Standing one foot touching the stone. Rifle in hand(s).

Procedure: Say, "What!? Only 5?"

After the beep, shoot rifle targets starting on either side, sweeping 1 - 2 - 4 - 2 - 1.
(1 on outside, 2 next, 4 in middle, etc)

Take rifle and move to the table.

Shooter's choice as to pistols or shotgun.


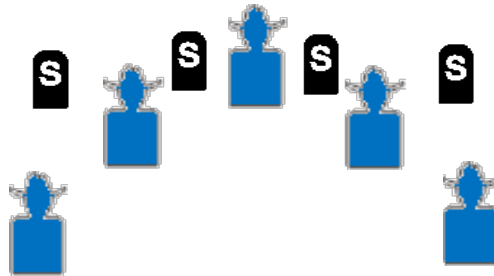
With pistols, repeat the instructions for the rifle targets.

With shotgun, shoot knockdown targets.

SRS COWBOYS JUNE '24 SHOOT

STAGE 6

The last stage leaves at 7 - Be under it!



START

Ammo: Pistols 10, Rifle 10 Shotgun 4+

Staging: Rifle with 10 rounds held at cowboy port arms. Pistols holstered.
Shotgun pointing safely down range on table.

Start: Standing one foot touching the stone. Rifle at cowboy port arms.

Procedure: Say, "The Last Stage out!!"

After the beep, with rifle double-tap the middle target, then double tap the other targets
working inside out.

Take rifle to the table.

Shooter's choice as to pistols or shotgun.

With pistols, repeat rifle instructions.

With shotgun, shoot the 4 knockdown targets.