

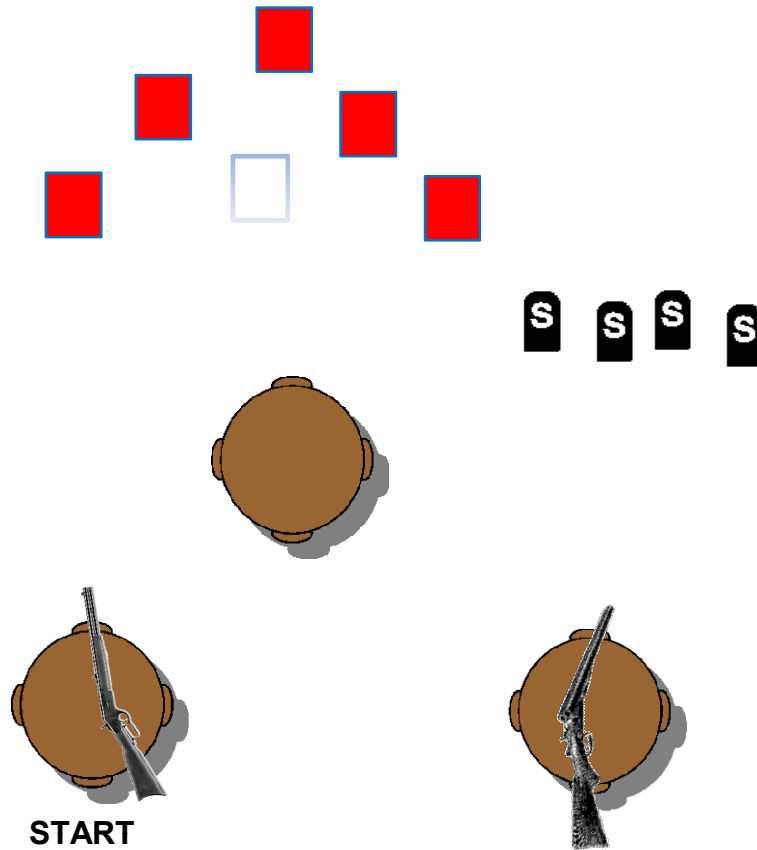


February 2024
Monthly Match
Stages

Great Stages for a Nice Winter Day

WARM UP

Yup, in this weather, we NEED it!



Ammo: Pistols 10, Rifle 10 Shotgun 4+

Staging: Pistols holstered. Rifle on left table and Shotgun on right table.

Start: Standing behind left table, hands on staged rifle.

Procedure: Say, "Warmin UP!?"

With rifle double-tap sweep the "back" pistol targets starting from either end.

With shotgun shoot shotgun targets.

Move to forward table and with pistols, repeat rifle instructions.

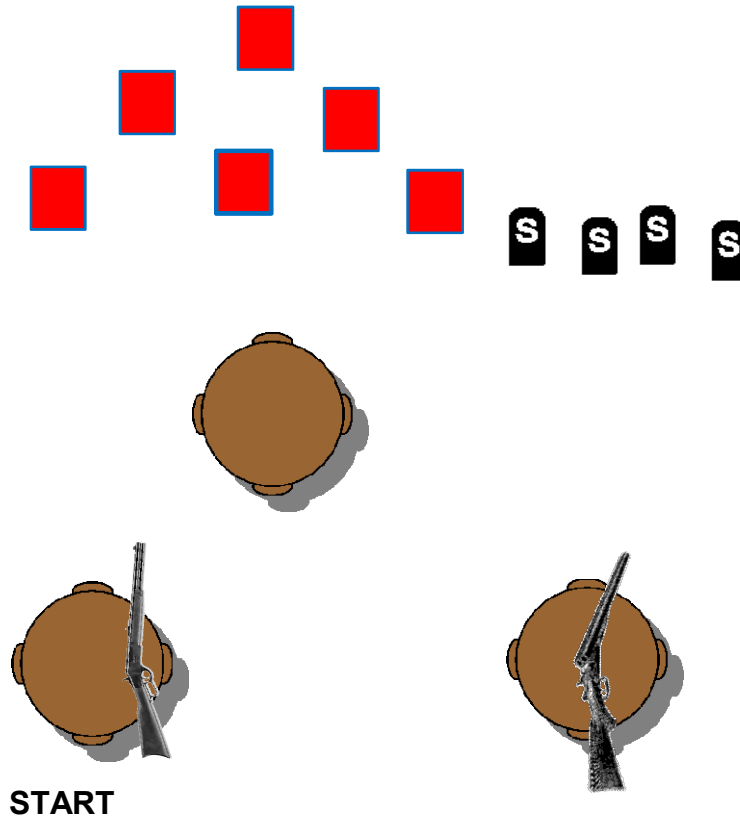
Note: Re- stage long guns on table of choice, pointing in a safe direction.

Note: Remember to NOT shoot yer valentine in the middle.

SRS COWBOYS FEBRUARY '24 SHOOT

STAGE 1

For my Valentine



Ammo: Pistols 10, Rifle 10 Shotgun 4+

Staging: Rifle on left table, shotgun on right table. Pistols holstered.

Start: Standing behind center of left table. Hands crossed over your heart.

Procedure: Say, "**This is for My Valentine!**"

After the beep, with rifle, starting with the center square, alternate between that square and the outside targets. You may "sweep" either left or right.

Move to right table, with shotgun shoot the knockdown targets from staged location. Make safe.

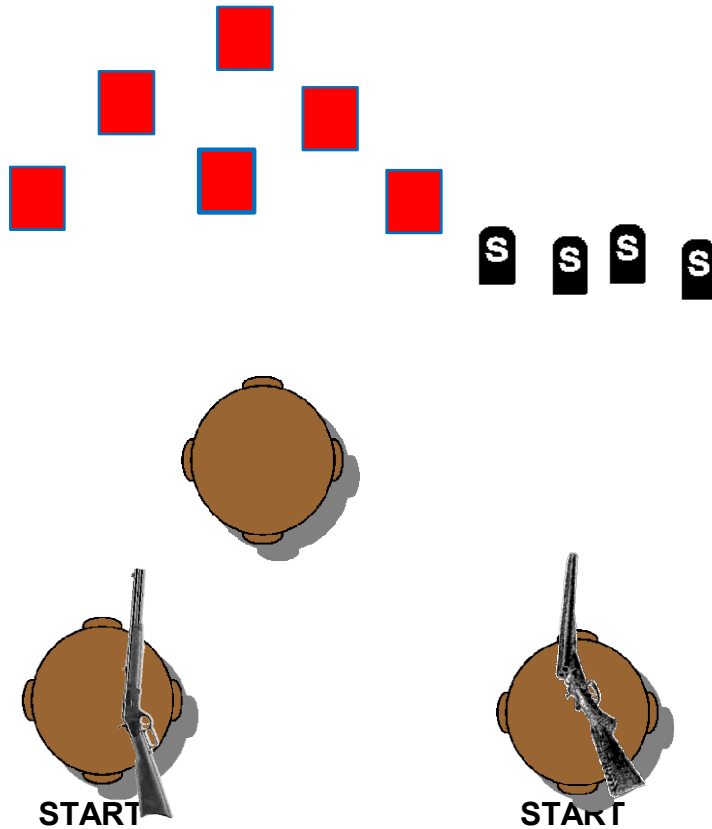
Move to forward table, with pistols repeat rifle instructions.

Note: Re-stage long guns on table of choice, pointing in a safe direction.

SRS COWBOYS FEBRUARY '24 SHOOT

STAGE 2

There are at least a couple ways to see this.



Ammo: Pistols 10, Rifle 10 Shotgun 4+

Staging: Rifle on left table. Pistols holstered. Shotgun on right table.

Start: Standing behind center of the left or right table.
Position of choice - hands not touching guns or ammo.

Procedure: Say, "We can do this one of two ways!"

If starting on right, shoot for shotgun targets. Move to Rifle.

With rifle, sweep the 5 outer targets, then put 5 on the square.

Move to forward table and use pistols, repeating rifle instructions.

If starting on left, shoot rifle, shotgun, pistols.

Note: Re-stage long guns on table of choice, pointing in a safe direction.

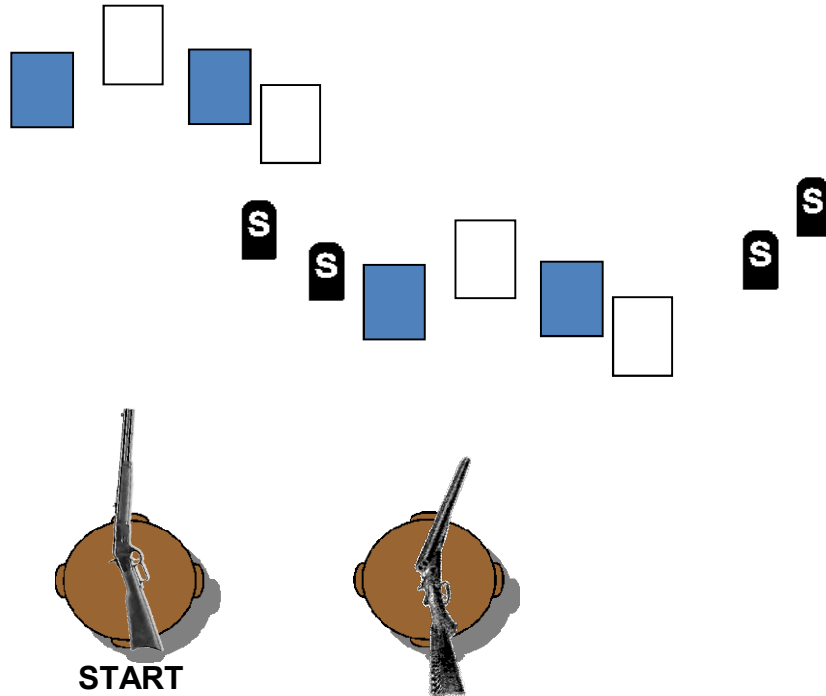
SRS COWBOYS FEBRUARY '24 SHOOT

STAGE 3

Well this is a story about some cowboys and cowgirls

You know how these stories go, but this one is different. The boys had to stay in town due to the weather. The lack of horse shoes may have contributed, so

And they all lived happily every after - or at least until the next stage!



Ammo: Pistols 10, Rifle 10 Shotgun 4+

Staging: Rifle in hands. Pistols holstered. Shotgun on table.

Start: Standing behind center of left table with rifle in hand(s).

Procedure: Say, "Am I seeing double!?"

With rifle, starting on the left, do a Nevada sweep but double-tap the white targets.

Move to right table and repeat instructions for pistol targets.

Stage rifle at either table.

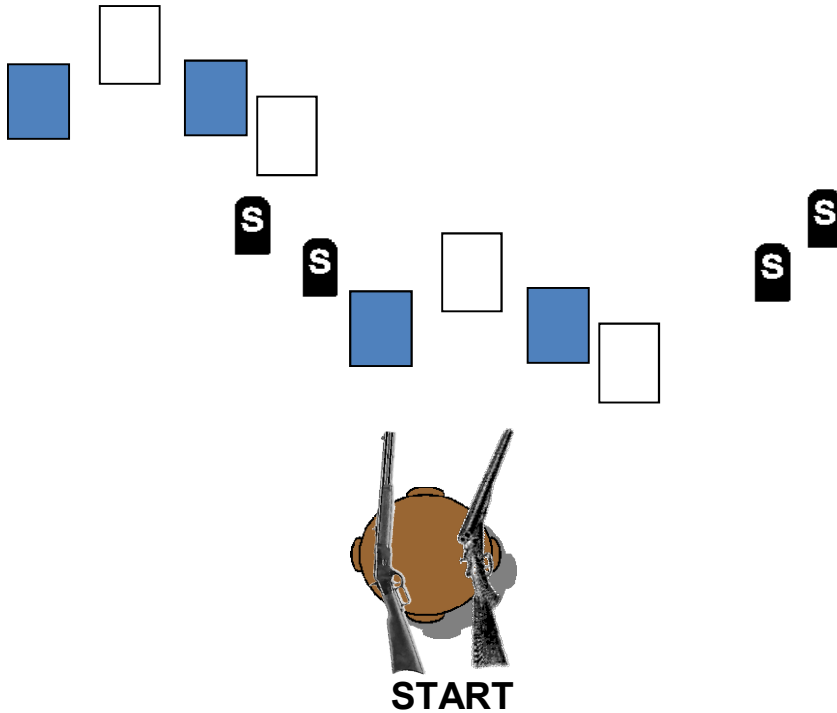
With shotgun, knock down the shotgun targets.

SRS COWBOYS FEBRUARY '24 SHOOT

STAGE 4

Well the story continues. And you know it NOT a tall tail or tale, or...

Because as that ol' cowboy tol' you,
never let the truth get in the way of a great story!



Ammo: Pistols 10, Rifle 10 Shotgun 4+

Staging: Rifle and shotgun on table. Pistols holstered.

Start: Standing behind table. One hand on each pistol.

Procedure: Say, "A Course it's the Truth!"

With pistol, shoot those four guys, double tapping the end target. Do it again starting on the same target as before.

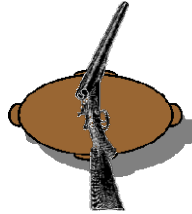
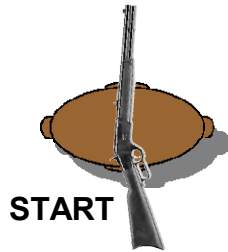

With rifle, repeat pistol instructions..

With shotgun, knock down the shotgun targets.

SRS COWBOYS FEBRUARY '24 SHOOT

STAGE 5

Ya gunna tell me another one of those stories?



Ammo: Pistols 10, Rifle 10 Shotgun 4+

Staging: Rifle on left table and shotgun on right. Pistols holstered.

Start: Standing behind center of left table.

Procedure: Say, "This is a new start - Again!"

ATB, with first pistol, shoot pistol targets, 1 - 3 - 1.

Move to right table. And with shotgun shoot shotgun targets.

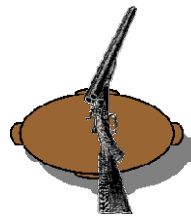

Move back to rifle and shoot two 1 - 3 - 1 sweeps. Yes you can!

Finish with the second pistol. (Gunfighters may stage pistols on first table.)

SRS COWBOYS FEBRUARY '24 SHOOT

STAGE 6

Something strange goin' on here
I think they sent their twins after us.



START

Ammo: Pistols 10, Rifle 10 Shotgun 4+

Staging: Rifle on left table and shotgun on right. Pistols holstered.

Start: Standing behind right table. Hands touching staged shotgun.

Procedure: Say, "**You look sorta familiar - that's BAD!**"

ATB - Get shotgun, and shoot 2 shotgun targets. Make ups allowed here, if you like.

Move to left table, **shooters choice as to rifle or pistols**. With rifle, shoot the 3 rifle targets in two 2 - 1 - 2 starting from either end. Do it again! Yes you can.

Shoot pistol targets using rifle instructions.

Move to right table finish the shotgun.

You can make up all shotgun misses from the last position if you prefer.