

SRS COWBOYS AUGUST '24 SHOOT



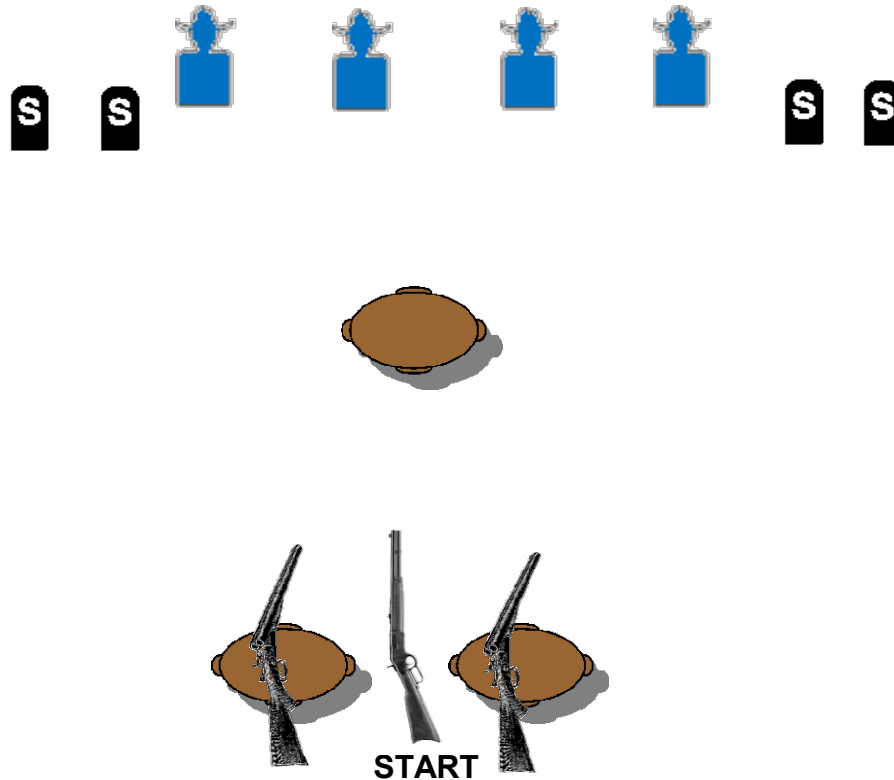
August 2024

Stages

SRS COWBOYS AUGUST '24 SHOOT

Warm Up

Another August Day



Ammo: Pistols 10, Rifle 10, Shotgun 4+

Staging: Rifle at Cowboy Port Arms, shotgun on either table. Pistols holstered.

Gun Order: Rifle, Shotgun, Pistols

Start: Standing between the tables Rifle at Cowboy Port Arms.

Procedure: Say, "*V for Victory!*"

ATB -With the Rifle, shoot a progressive sweep beginning on either end target. (1-2-3-4) Make the Rifle safe **pointing at side berm.**

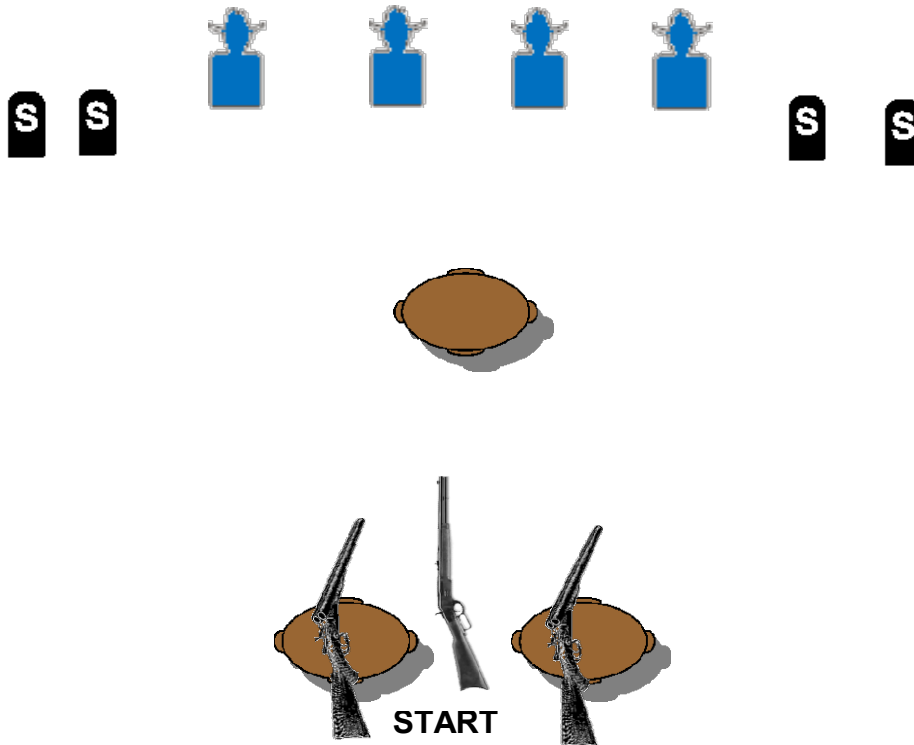
THEN, with the Shotgun shoot the four knockdowns anywhere from the staged location to the forward table. Make the shotgun safe at the staged location or on the forward table.

Move to forward table and with the pistols, repeat the rifle instructions.

SRS COWBOYS AUGUST '24 SHOOT

STAGE 1

Easy Does it



Ammo: Pistols 10, Rifle 10, Shotgun 4+

Staging: Rifle at low ready - pointed below targets, shotgun on either table. Pistols holstered.

Gun Order: Rifle, Shotgun, Pistols

Start: Standing between the tables, Rifle at Low Ready
Rifle is shouldered and pointing below targets.

Procedure: Say, "*Easy Now!*"

ATB - With Rifle triple-tap an inside target, then sweep all 4, then triple tap the other inside target.

Make the Rifle safe **pointing at side berm.**

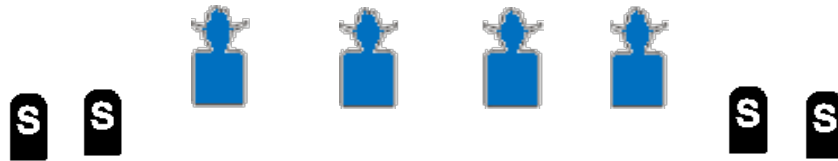
THEN, with the Shotgun shoot the four knockdowns anywhere from the staged location to the forward table. **Make the shotgun safe at the staged location or on the forward table.**

THEN, with the pistols repeat the rifle instructions.

SRS COWBOYS AUGUST '24 SHOOT

STAGE 2

Victory at Last!



Ammo: Pistols 10, Rifle 10, Shotgun 4+

Staging: Pistols holstered. Rifle on a table. Shotgun on same table.

Gun Order: Shotgun, rifle, pistols.

Start: Standing behind table of choice, one hand on shotgun, one on shotshells.

Procedure: Say, "*Let's Shoot!*"

ATB: Shoot the 4 shotgun targets. Make the Shotgun safe pointing at side berm.

THEN, with the rifle shoot a Regressive sweep beginning on either end target.
(4 on 1, 3 on 2, 2 on 3, 1 on 4).

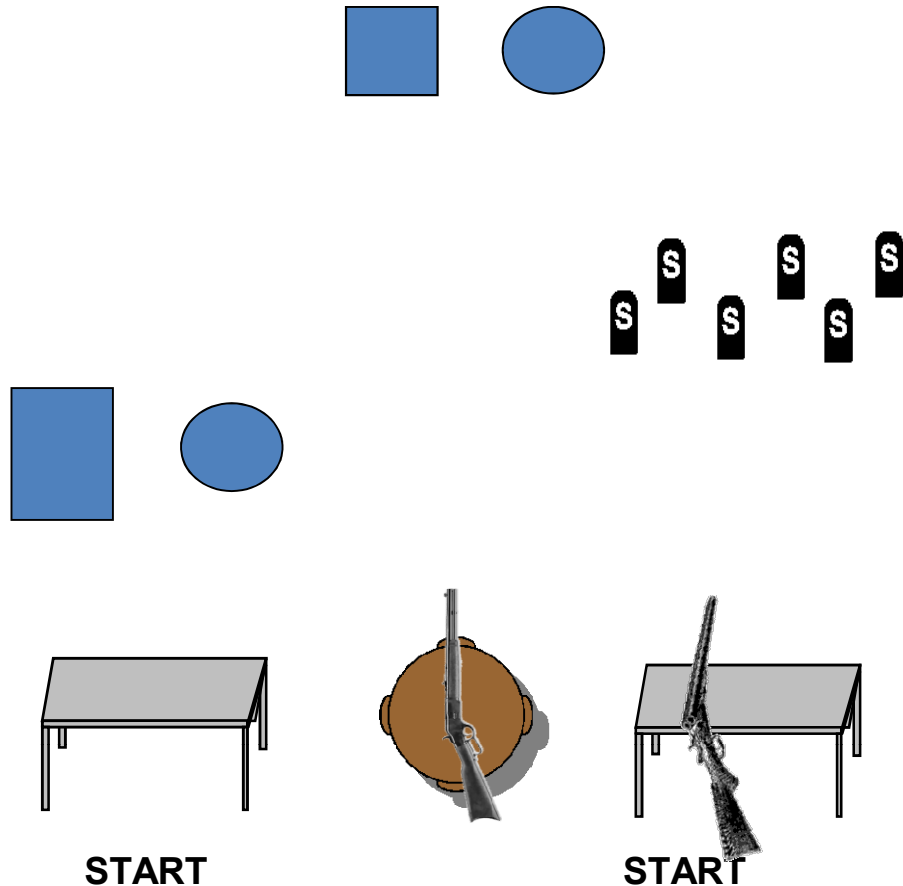
Make rifle safe on table pointing at side berm OR take to forward table.

THEN, with the pistols repeat the rifle instructions.

SRS COWBOYS AUGUST '24 SHOOT

STAGE 3

Let's March



Ammo: Pistols 10, Rifle 10, Shotgun 6+

Staging: Rifle on center table, shotgun on right table. Pistols holstered.

Gun Order: Pistols, Rifle, Shotgun OR, Shotgun, Rifle, Pistols

Start: Standing with at least 1 foot behind left table with hands on pistols. **Or, with at least 1 foot** behind right table with shotgun in hands.

Procedure: Say, "*Not much for marching!*"

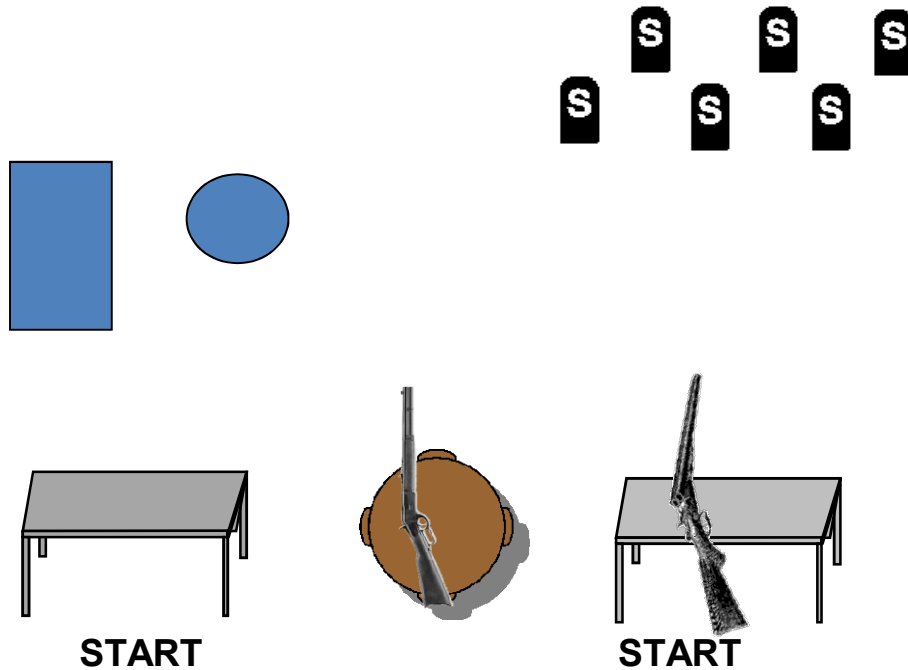
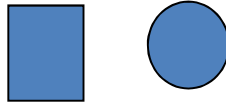
If starting on left, shoot left pistol target 3 times, then right target once, then left target once more. Repeat.

With the Rifle, repeat pistol instructions.

At right table shoot the knockdown targets with the shotgun until down.

SRS COWBOYS AUGUST '24 SHOOT

STAGE 4



Ammo: Pistols 10, Rifle 10, Shotgun 6+

Staging: Rifle on center table, shotgun on right table. Pistols holstered.

Gun Order: Shoot the guns in the opposite order that you shot them on Stage 3.

Start: Standing with one foot behind the table opposite the one you did on Stage 3, both hands on gun(s).

Procedure: Say, "2 - 1 - 2!"

If starting on right, Shoot the shotgun targets. Make shotgun safe.

With the rifle, shoot one rifle target twice, the other target once, then, the first target twice. Repeat. (2-1-2 on two targets) YES, you can! Make rifle safe.

With at least one foot behind left table, repeat rifle instructions with the pistols.

SRS COWBOYS AUGUST '24 SHOOT

STAGE 5

A new one



START



Ammo: Pistols 10, Rifle 10, Shotgun 4+

Staging: Rifle and shotgun on right table. Pistols holstered.

Gun Order: Pistols, Rifle, Shotgun

Start: Standing behind center of left table, hands not touching pistols

Procedure: Say, "*Kill 'em all!*"

Place 10 rounds on 3 targets with at least one round on each.

Repeat the pistols instructions with the Rifle.

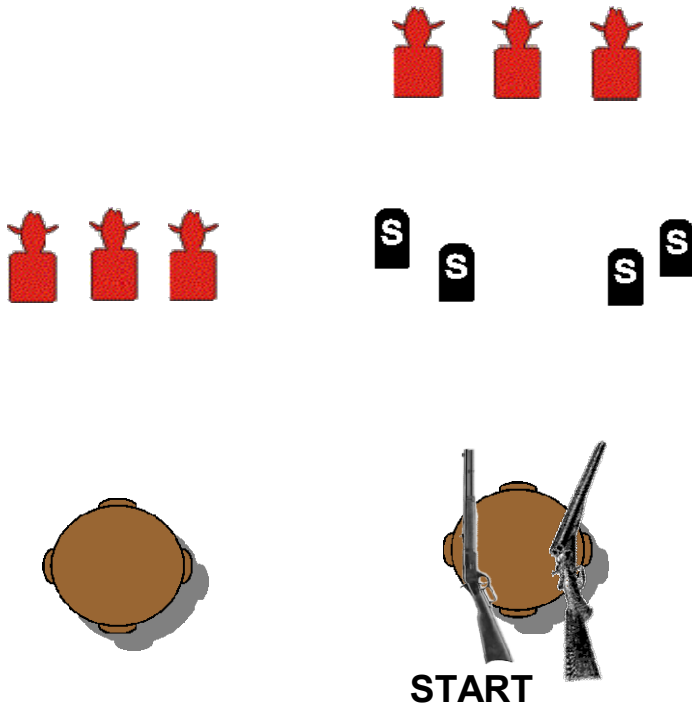
Make rifle safe.

Shoot the shotgun targets until down. Make the Shotgun safe.

SRS COWBOYS AUGUST '24 SHOOT

STAGE 6

Another take



Ammo: Pistols 10, Rifle 10, Shotgun 4+

Staging: Rifle and shotgun on right table. Pistols holstered.

Gun Order: Rifle, Shotgun, Pistols

Start: Standing behind right table with both hands touching hat.

Procedure: Say, "*Yup, this is better!*"

With Rifle, single-tap the center target, *then* triple-tap the outside targets, *then*, triple-tap center target. Make the rifle safe.

Shoot the shotgun targets until down. Make the shotgun safe.

At the left table, repeat the rifle instructions with the pistols.