

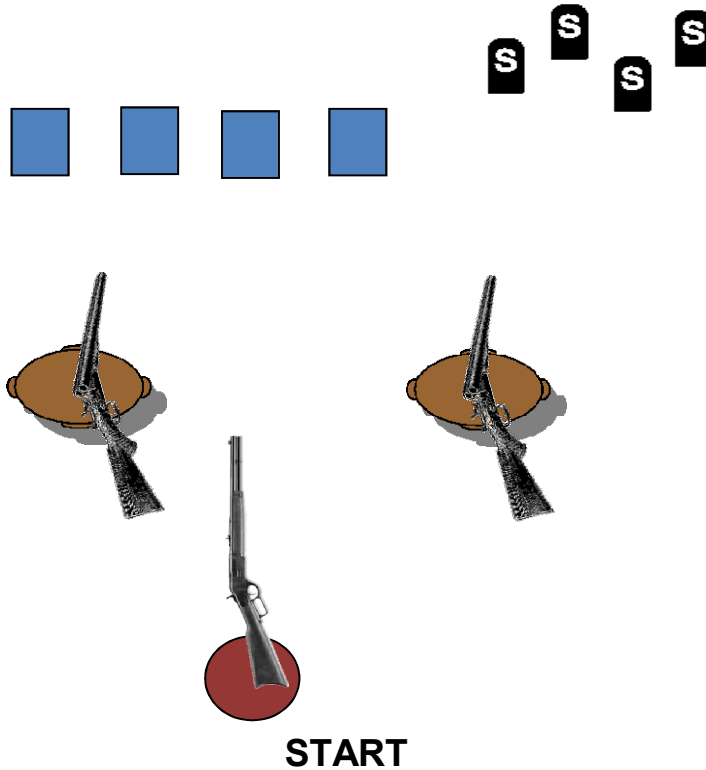


South River Shootists'
April 2024
Match Stages

SRS COWBOYS APRIL '20 SHOOT

WARM UP

The Aether Bunny Came Early!??



Ammo: Rifle 10 , Pistols 10, Shotgun 4+

Staging: At least one foot touching stone with Rifle in hands. Pistols holstered. Shotgun on table of choice.

Shooting Order: Rifle, Pistols, Shotgun

Start: Standing with at least one foot on start stone, rifle in hands.

Procedure: Say, "What!??? I missed him?"

ATB, with rifle shoot Nevada sweep, starting on either side. Make rifle safe.

With pistols, shoot a Nevada sweep starting on either side.

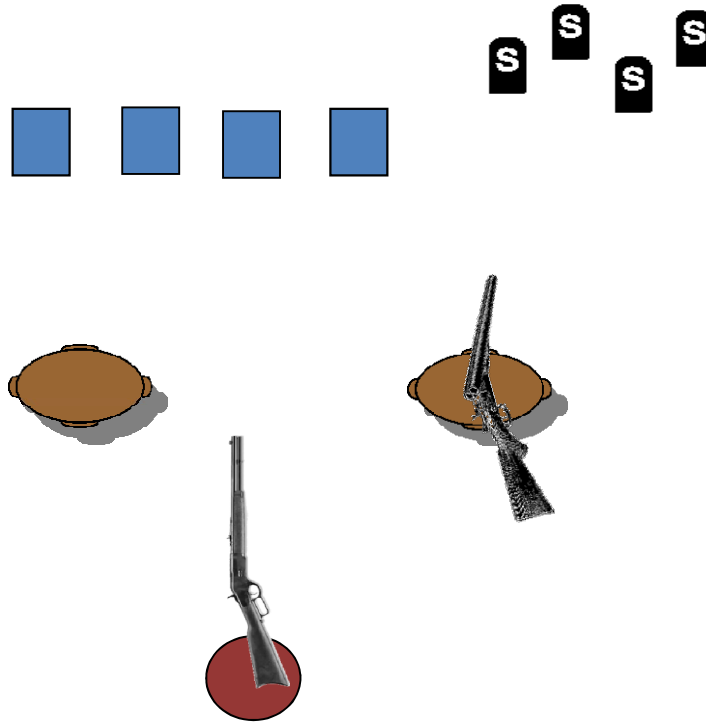
With shotgun, engage the 4 knockdown targets.

Be sure you can see all 4 targets prior to shooting.

SRS COWBOYS APRIL '20 SHOOT

STAGE 1

Droppin Back Sweep



START

Ammo & Gun order: Rifle 10, Pistols 10, Shotgun 4+

Staging: Rifle in hands loaded with 10 rounds.

Pistols loaded with 5 rounds each, holstered.

Shotgun staged on right table.

Start: Standing with at least one foot touching stone and rifle in hands.

Procedure: Say, "Drop Back!"

ATB: With rifle, Shoot a Drop Back Sweep. Move to left table and make safe.

At left table, with pistols, repeat rifle instructions.

Move to right table and engage the 4 knockdown targets.

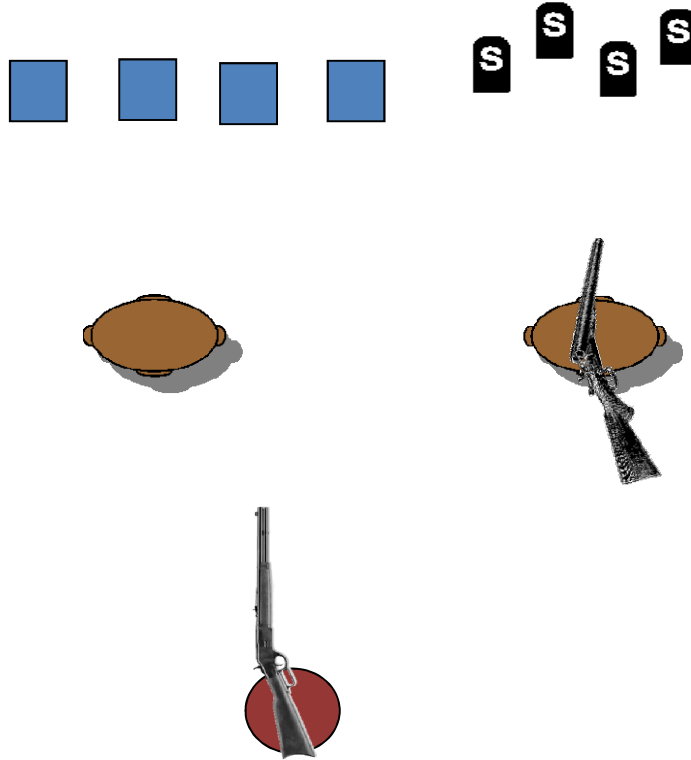
Drop Back Sweep: Sweep 1-2-3-4, then 1-2-3, then 1-2, then 1.

"Dropping back 1 each time.

SRS COWBOYS APRIL '20 SHOOT

STAGE 2

Add 1 Sweep



START

Ammo & Gun order: Rifle 10, Shotgun 4+, Pistols 10

Staging: Rifle loaded with 10 rounds, held at "port arms".
Shotgun open and empty on right table.
Pistols loaded with 5 rounds each, holstered.

Start: Standing with one foot touching stone, holding rifle at port arms.

Procedure: Say, "Add One!"

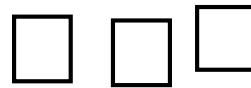

ATB With rifle, Shoot an "Add 1 Sweep." Place empty rifle on **right table**.
With shotgun engage the 4 knockdown targets. Make shotgun safe
With one foot behind **left table**, with pistols, repeat rifle instructions.

Add 1 Sweep: Shoot 1, then 1-2, then 1-2-3, then 1-2-3-4
(Hint, double tap first target.)

SRS COWBOYS APRIL '20 SHOOT

STAGE 3


Indiana What?



POS 1



POS 2



POS 3

Ammo & Gun order: Rifle 10, Shotgun 4+, Pistols 10

Staging: Rifle on left table. Shotgun on center table. Pistols holstered.

Start: Standing behind left table. Hands touching staged rifle.

Procedure: Say, "What's this Indiana Stuff!"

ATB engage the 3 rifle targets one sweep from either direction then two on the center target, repeat (i.e., 1,2,3,2,2,1,2,3,2,2), make rifle safe.

A Reverse Indiana Sweep - for those into naming sweeps.

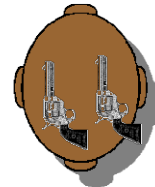


Move to POS 2 and knockdown the 4 shotgun targets, any order, then make shotgun safe.

Move to POS 3 and engage the 3 pistol targets using rifle instructions.

SRS COWBOYS APRIL '20 SHOOT

STAGE 4

Still Indiana, sorta!



START

Ammo & gun order: Pistols 10, Rifle 10 Shotgun 4+

Staging: Pistols **staged on right table**. Rifle and shotgun on left table.

Start: Standing behind right table, hands on table, not touching guns.

Procedure: Say, "Still Indiana!"

ATB with pistols do an Indiana sweep. (Double tap center, then sweep, repeat.)

Move to left table and with rifle, repeat pistol instructions.

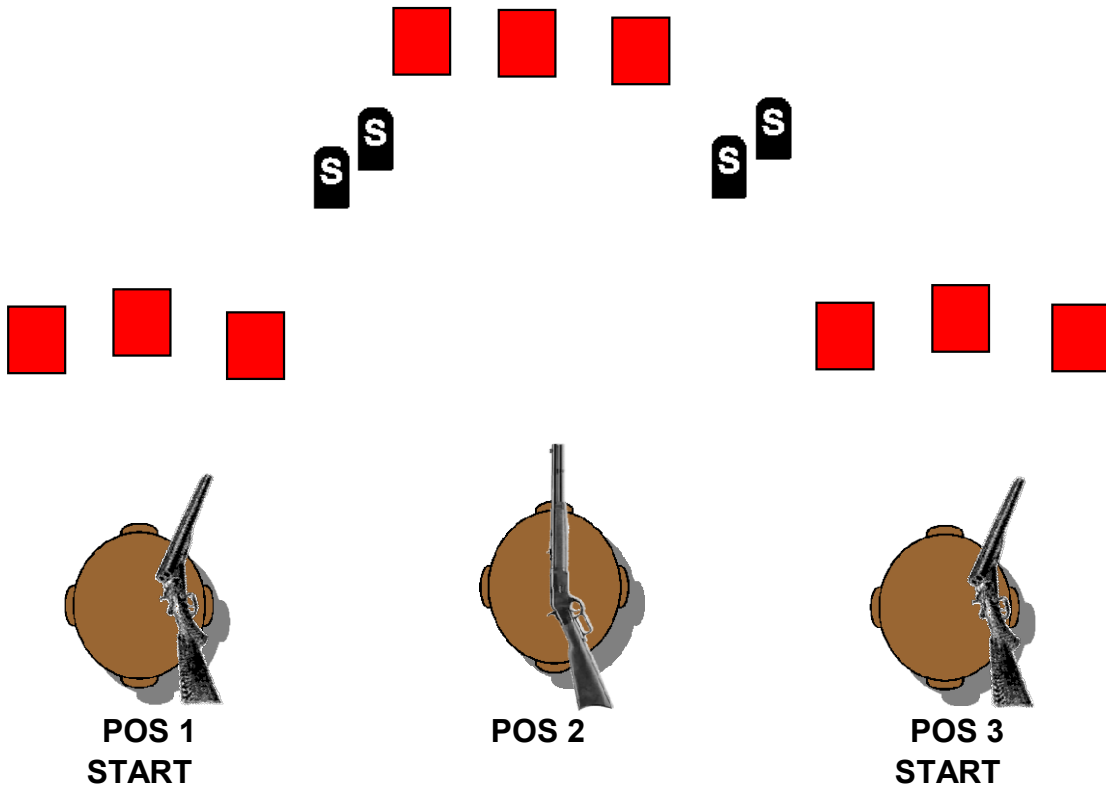
Finish with shotgun.

Note: Pistols may be restaged on table or holstered.

SRS COWBOYS APRIL '20 SHOOT

STAGE 5

Which Side to Start!!!



Ammo: Pistols 10, Rifle 10 Shotgun 4+

Gun Order: Pistols, Shotgun, Rifle, Shotgun

Staging: Pistols holstered. Rifle on center table. Shotgun on an end table.

Start: Standing behind table at POS 1 or POS 3. Hands touching belt buckle.
Shooter may shoot from the left or from the right side.

Procedure: Say, "This is My Side!"

ATB engage the pistol targets at least 3 times each.

Pick up shotgun and knockdown the 2 shotgun targets, any order, make shotgun safe at POS 2. (You may shoot from either table.)

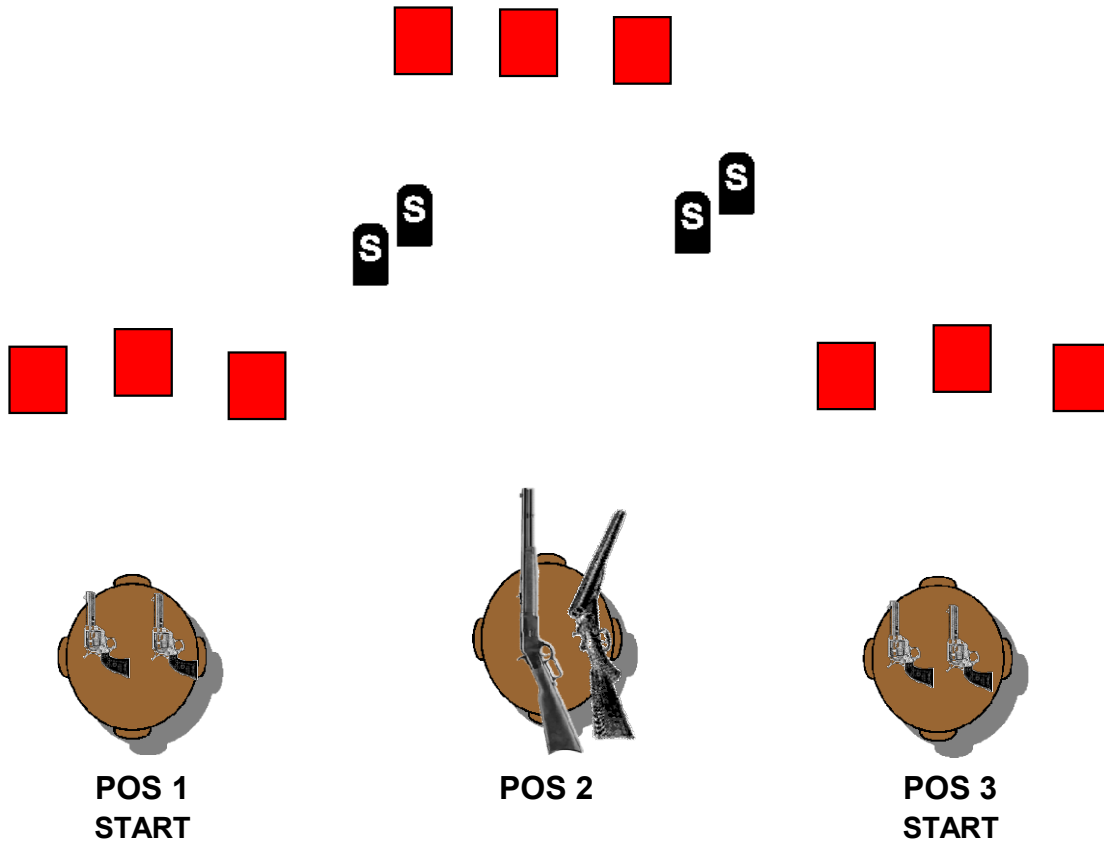
From POS 2 engage the 4 rifle targets at least 3 times each, make rifle safe.

Pick up shotgun and knockdown the 2 remaining shotgun targets, any order.
Knockdowns must be made up at their respective POS.

SRS COWBOYS APRIL '20 SHOOT

STAGE 6

I finally left Indiana!



Ammo: Pistols 10, Rifle 10 Shotgun 4+

Gun Order: Pistol 5, Rifle 10, Shotgun 4+, Pistol 5

Staging: Rifle and shotgun on center table.

One pistol in hand(s). 2nd pistol staged on either outside table.

Start: Standing at Pos 1 or 3, 1 pistol in hand(s).

Option: You may touch 2nd staged pistol.

Procedure: Say, "Not in Indiana!"

ATB, with first pistol do a 5 shot Nevada sweep of the targets, starting on either end.
You may holster or restage pistol on table. *Gunfighters must restage.*

From center table, with rifle, do a Nevada Sweep from either side. Make safe.

With shotgun engage the knockdown targets. Make safe.

Move behind an end table and with "2nd" pistol, repeat 1st pistol instructions.

Note: Fired pistols may be restaged on table or holstered.