


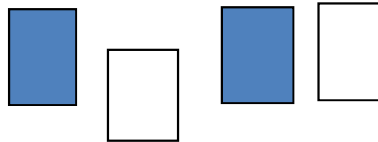
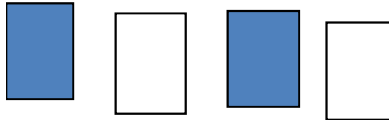


South River Shootists'
October 2023
Match Stages


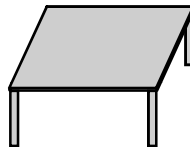
Provided by Marauder & Crew

WARM UP

They're sneaking around for a punkin!
But Not My Punkin!!!



START



Ammo: Pistols 10, Rifle 10 Shotgun 4+

Staging: Two pistols, loaded with five rounds each and holstered.
Rifle, loaded with 10 rounds, staged on left table
Shotgun, with at least four rounds on your person, staged on right table.

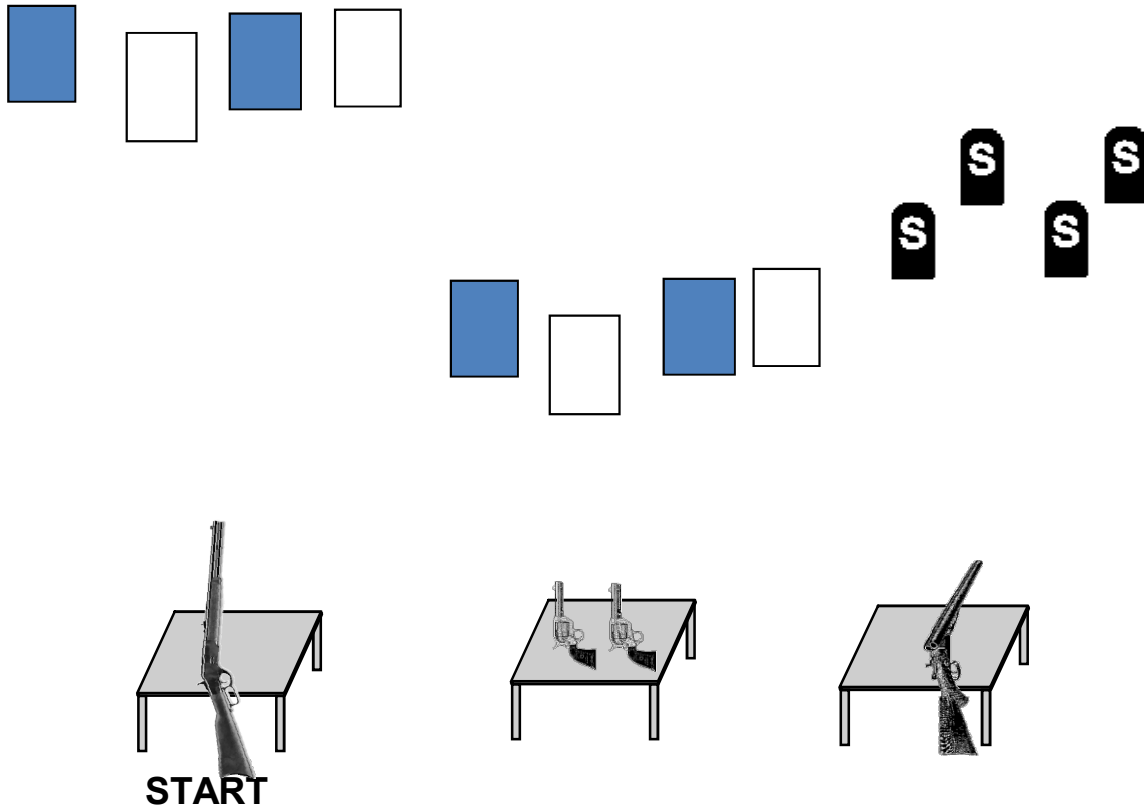
Starting Position: Standing behind left table.

Procedure: Shooter will say "**Not MY Punkin'!**" and wait for the beep.
ATB, with rifle, double-tap short target, then one on each of the other three. Repeat.
(Make rifle safe.)
With pistols at center table, repeat rifle instructions.
With shotgun, engage the 4 knockdown targets until down.

SRS SCARY OCTOBER '23 STAGES

STAGE 1

Fall Has Fallen



Ammo: Pistols 10, Rifle 10 Shotgun 4+

Staging: Two pistols, loaded with five rounds each and **holstered**.

Rifle, loaded with 10 rounds, staged on left table.

Shotgun, with at least four rounds on your person, staged on right table.

Starting Position: Standing behind center of the table of the rifle, posture of choice, not touching guns.

Procedure: Shooter will say "**I'm not fallin' for That!**" and wait for the beep.

After the beep with rifle do a continuous Nevada sweep on the rifle targets. (Start on either end) Make rifle safe..

At center table and shoot pistols with the same instructions as the rifle.

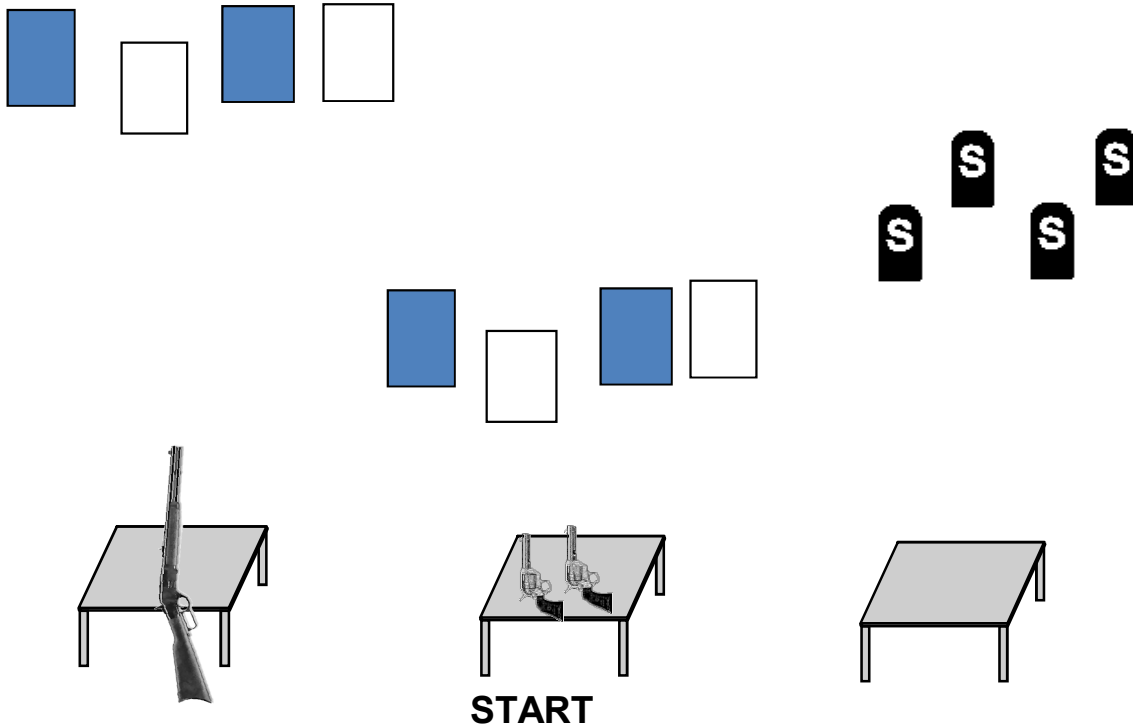
Shotgun - shoot the four shotgun targets in any order.

(Make shotgun safe).

SRS SCARY OCTOBER '23 STAGES

STAGE 2

TWO-Timing, Sometimes



Ammo: Pistols 10, Rifle 10 Shotgun 4

Staging: Two pistols, loaded with five rounds each and holstered.

Rifle, loaded with 10 rounds, staged on left table.

Shotgun staged on table of choice.

Starting Position: Standing behind center table, posture of choice, not touching guns.

Procedure: Shooter will say "**Why you two-timing. . . !**" and wait for the beep.

After the beep, with pistols do a continuous Nevada sweep double tapping every other target. 1 - 2 - 1 - 2 - 1 - 2 - 1 (Start on either end)

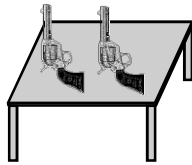
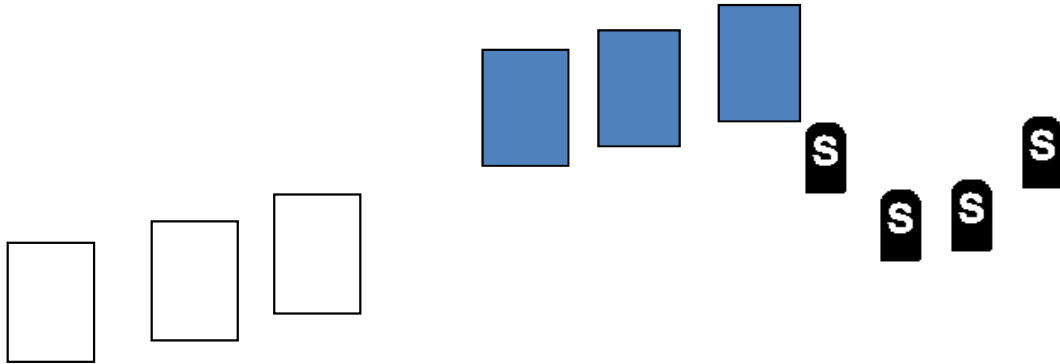
Move to rifle and shoot the same instructions as the pistols. Make rifle safe.

With Shotgun shoot the four shotgun targets in any order.


SRS SCARY OCTOBER '23 STAGES

STAGE 3

Let's Shoot



START



START

Ammo: Pistols 10, Rifle 10 Shotgun 4+

Staging: Two pistols loaded with five rounds each and holstered.

Rifle, loaded with 10 rounds, staged on the right table.

Shotgun, with at least four rounds on your person, staged on the right table.

Starting Position: Standing behind **either** table, posture of choice, not touching guns.

Procedure : Shooter will say "**Let's Shoot!**" ATB, rifle not last.

With pistols, shoot the pistol targets with a 3 - 4 - 3 sweep from either end.

With rifle and repeat the instructions for the pistols.

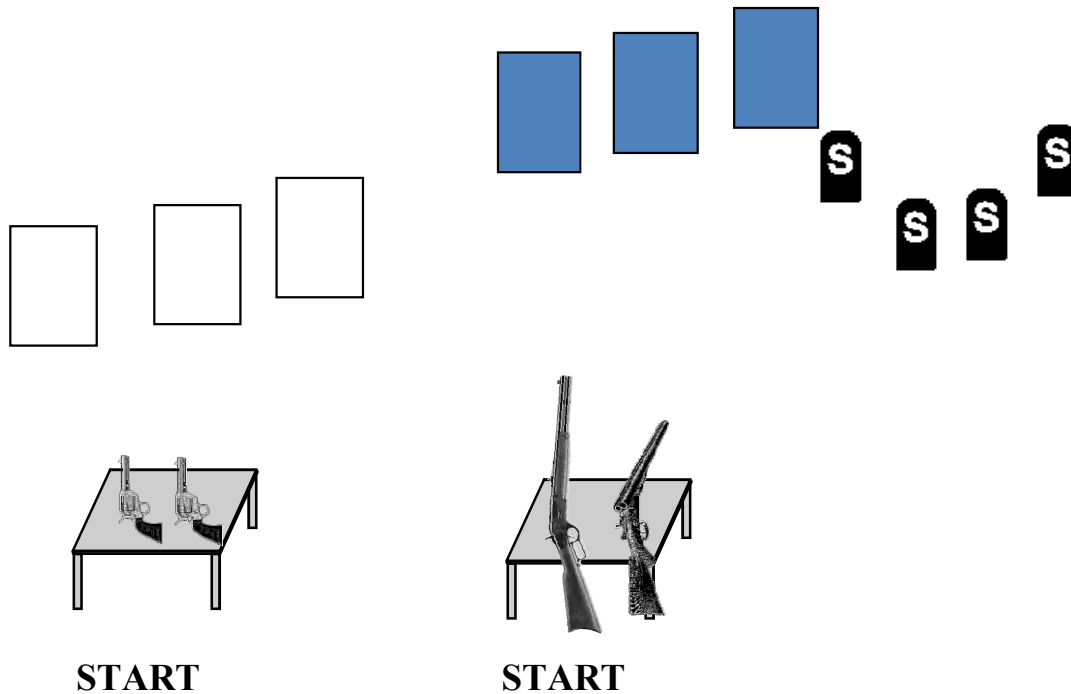
With Shotgun and engage the shotgun targets.

If starting on right, end with the pistols.

SRS SCARY OCTOBER '23 STAGES

STAGE 4

Short on Information - 311



Ammo: Pistols 10, Rifle 10 Shotgun 4+

Staging: Two pistols loaded with five rounds each and holstered.

Rifle, loaded with 10 rounds, staged on the right table.

Shotgun, with at least four rounds on your person, staged on the right table.

Starting Position: Standing behind **either** table, posture of choice, not touching guns.

Procedure : Shooter will say "**Three One One!**" and wait for the beep.

ATB, **if starting at left**, shoot pistol. First target 3 times, then once each on the other two.

Repeat starting on the same target as before.

Move to rifle . Repeat pistol instructions.

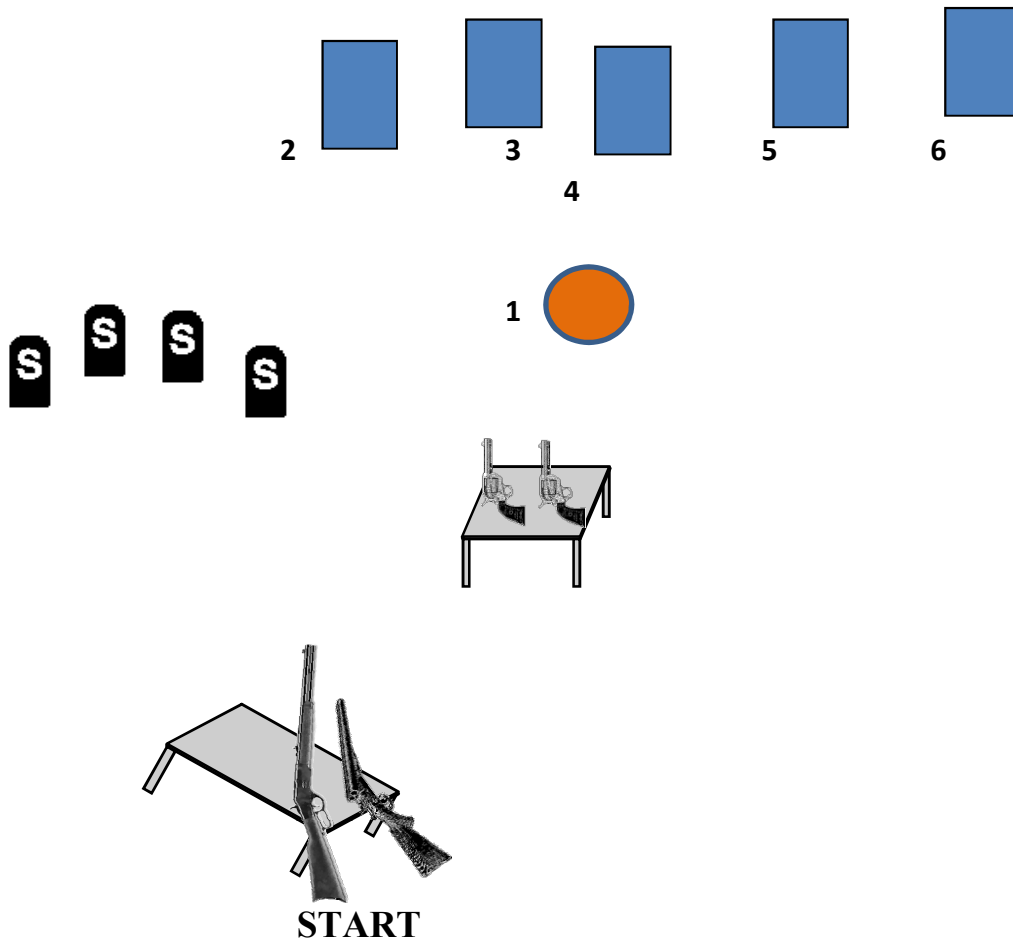
Shotgun targets are engaged any order.

If starting on right, end with the pistols.

SRS SCARY OCTOBER '23 STAGES

STAGE 5

Countin on my Pumpkin



Ammo: Pistols 10, Rifle 10 Shotgun 4+

Staging: Pistols holstered, Rifle **or** Shotgun staged on table. A long gun in hands.

Start: Standing behind and slightly to the right of the table, **a long gun in hands.**

Procedure: Say, "I can't count that far!"

ATB Start with rifle or shotgun. With rifle, engage the 6 targets in a 1,2,1,3,1,4,1,5,1,6 sweep. Make rifle safe.

With shotgun, knockdown 4 shotgun targets, any order.

Make shotgun safe.

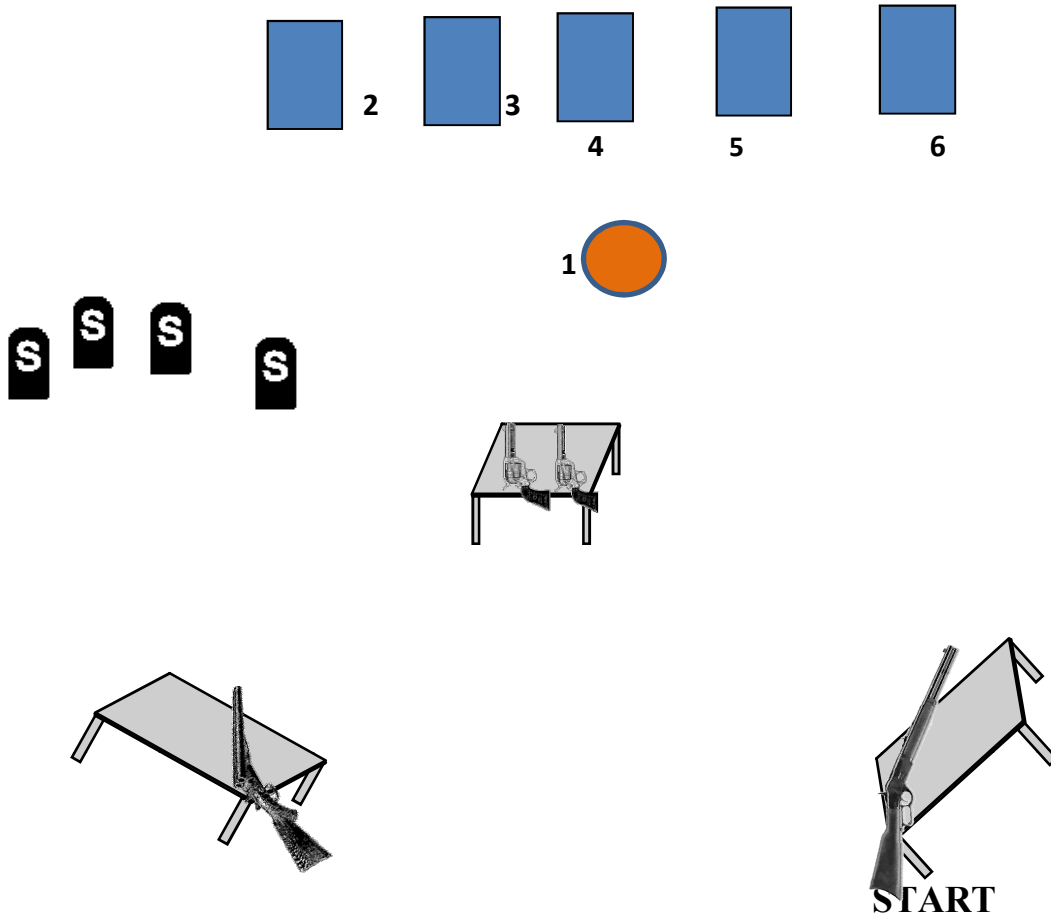
Stage last long gun on "pistol" table **or pointed** at side berm.

Move to center table and with revolvers engage the 6 revolver targets in a 1,2,1,3,1,4,1,5,1,6 sweep (i.e., 1st five 1,2,1,3,1; then 4,1,5,1,6).

SRS SCARY OCTOBER '23 STAGES

STAGE 6

It's Yer Pumpkin
Make up Yer Own Funny Story



Ammo: Pistols 10, Rifle 10 Shotgun 4+

Staging: Pistols holstered, Rifle in hand at right table. Shotgun staged on left table.

Start: Standing with at least one foot behind right table. Rifle in hands

Procedure: When ready, say "**That's MY Story!!!**"

With rifle **triple-tap** R1, then shoot R2 through R6 once each (any order), then **double tap** R1. Make rifle safe on either table, pointing into berm.

Shoot shotgun targets - **from staged location.**

Make shotgun safe.

At forward table and with pistols repeat the instructions for the rifle.