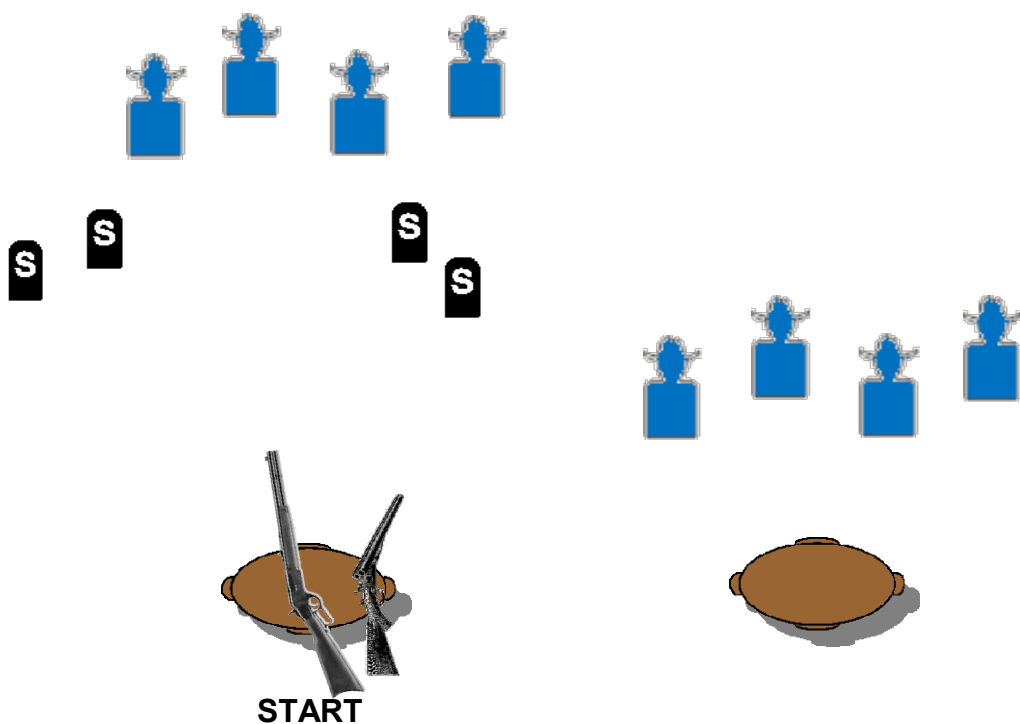




June '23
Stages

SWARM UP

The Stage to Where Ever.



Ammo: Pistols 10, Rifle 10 Shotgun 4+

Staging: Rifle with 10 rounds held at cowboy port arms. Pistols holstered.
Shotgun on left table, pointing down range

Start: Standing behind the left table as shown.

Procedure: Say, "Let's get Started!!"

After the beep, with rifle shoot 10 shots on the 4 targets.

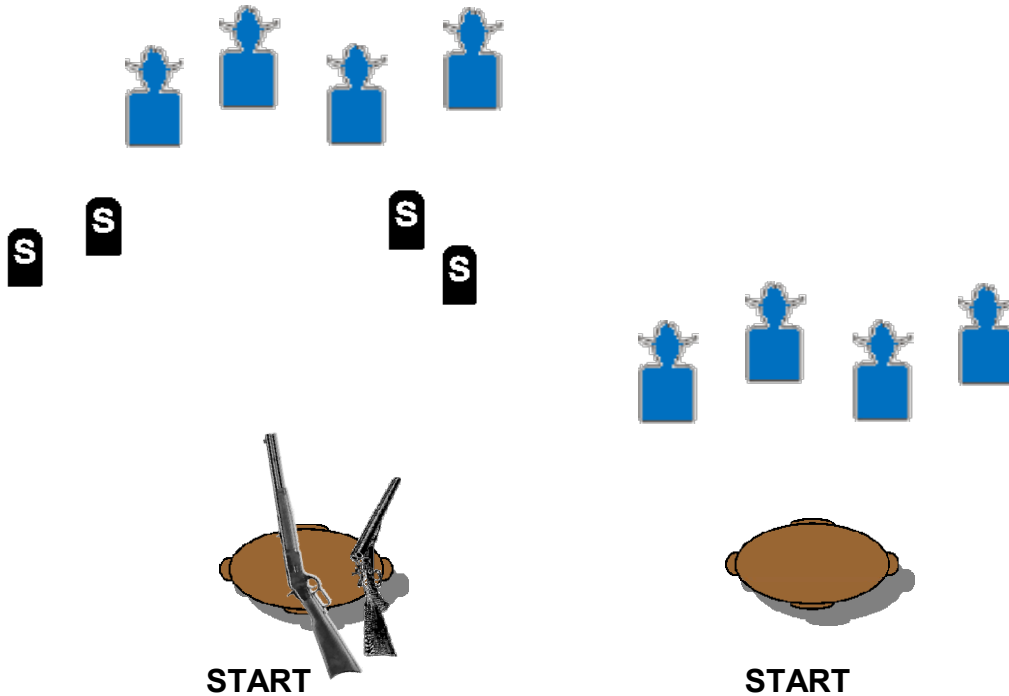
With shotgun, shoot the 4 knockdown targets.

Move as you wish and with pistol, repeat rifle instructions.

SRS COWBOYS JUNE '28 SHOOT

STAGE 1

Once upon a time, the cowboys and cowgirls had to meet 6 stages.
And there was a gunfight each time! The first involved cheatin' gambler!



Ammo: Pistols 10, Rifle 10 Shotgun 4+

Staging: Rifle and shotgun on Left table. Pistols holstered.

Start: Standing behind table of choice. Hands not touching guns or ammo.

Procedure: Say, "Countin' cards??!"

After the beep, shoot rifle targets starting on either outside target, shoot that same outside target twice before alternating between 1 & 2. Then repeat on the opposite 2 targets, starting on the outside. Example, 1,1,2,1,2 the 4,4,3,4,3.

Get shotgun, and shoot shotgun targets. Make guns safe.

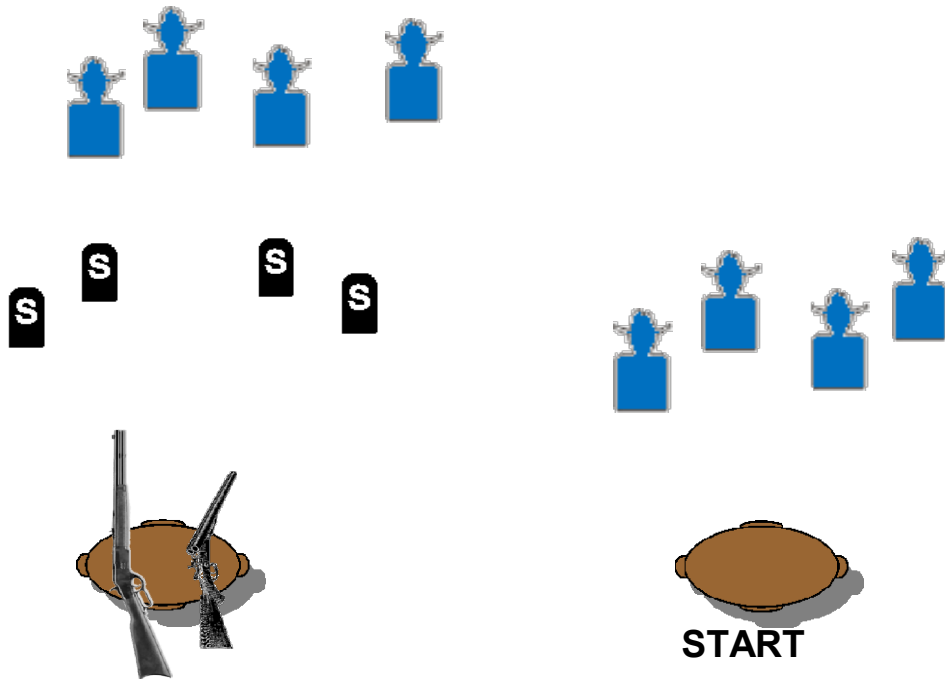
From right table, with pistols repeat rifle instructions.

If starting on right, shoot pistols, rifle and then shotgun.

SRS COWBOYS JUNE '28 SHOOT

STAGE 2

Yup another stage to catch on a hot day!



Ammo: Pistols 10, Rifle 10 Shotgun 4+

Staging: Pistols holstered, Rifle & Shotgun on Left table.

Start: Standing behind right table. Hands on hat.

Procedure: Say, "It's warming Up!"

After the beep, shoot the pistol targets in a Nevada sweep, double-tapping the end targets.

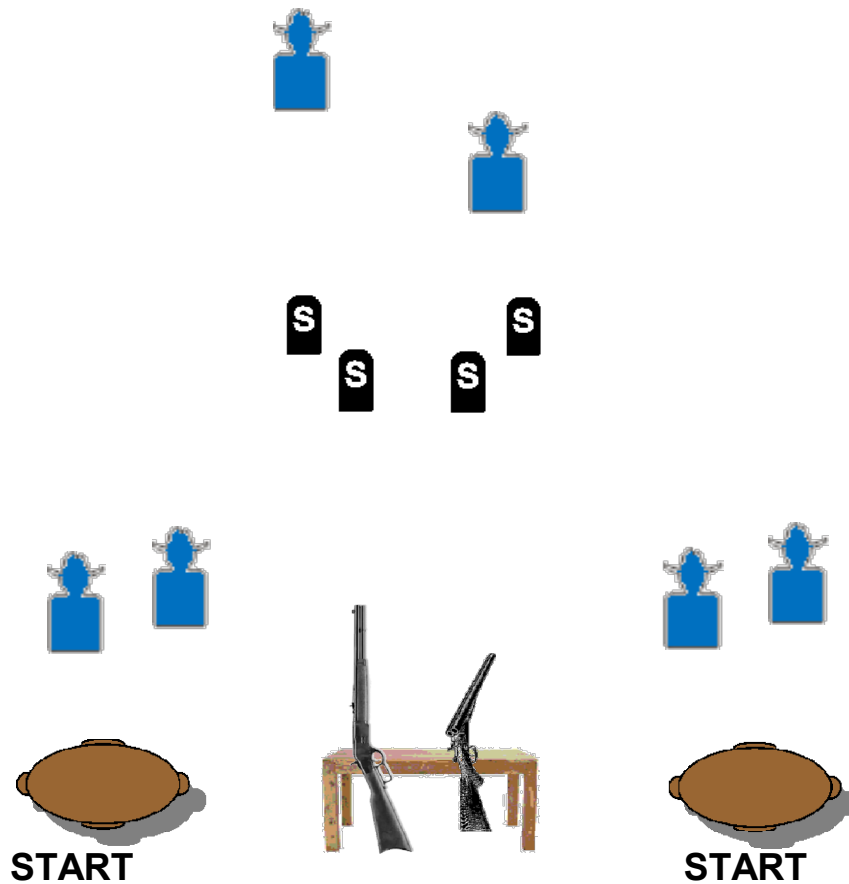
Move to table and with Rifle repeat the instructions used for the pistols.

With shotgun, shoot shotgun targets until they are down (or very depressed).

SRS COWBOYS JUNE '28 SHOOT

STAGE 3

A stage full! Six bad guys! Some on each side!



Ammo: Pistols 10, Rifle 10 Shotgun 4+

Staging: Pistols holstered, Rifle & Shotgun on table.

Start: Standing behind either table - at least one foot behind table. Hands on guns.

Procedure: Say, "Side to Side!"

After the beep, shoot the pistol targets with 5 shots on the two targets.

Move other side and repeat. (At least one foot behind each table)

Watch the 170 degree rule. And hammers must be down to move.

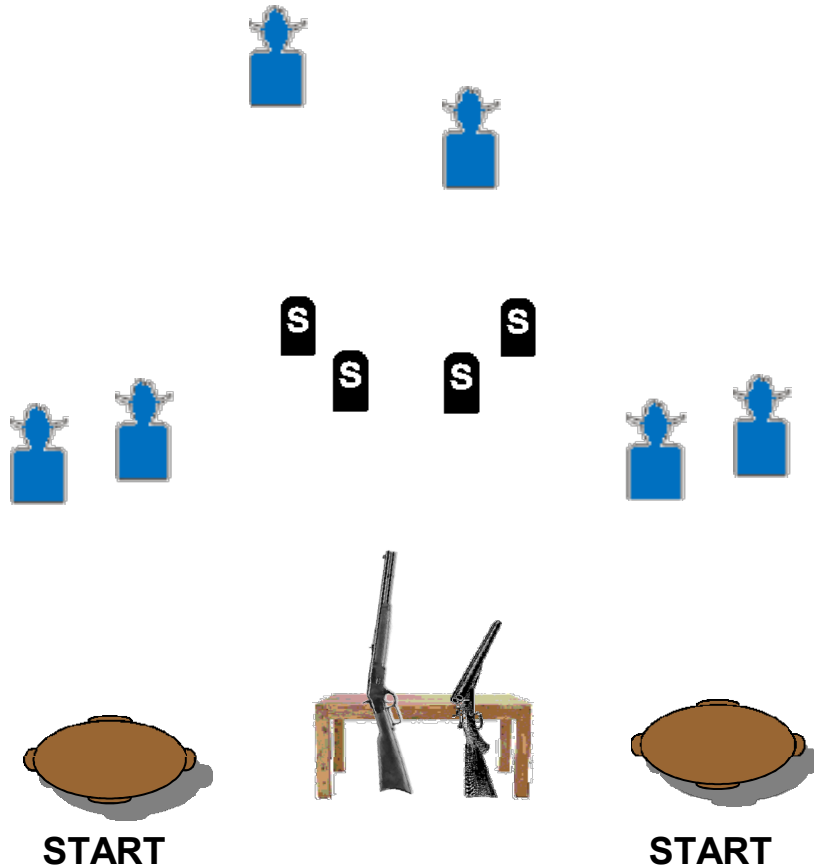
Move to center, with rifle and shoot 5 shots on 2 targets - repeat instructions.

With shotgun, shoot shotgun targets.

SRS COWBOYS JUNE '28 SHOOT

STAGE 4

In this fight, you have to take a side!



Ammo: Pistols 10, Rifle 10 Shotgun 4+

Staging: Pistols holstered, Rifle & Shotgun on center table.

Start: Standing either left or right side - at least one foot behind table.

Procedure: Say, "Looks one Sided to Me!"

After the beep, shoot the pistol targets with a 1-3-1 sweep starting on either end.
Repeat instructions.

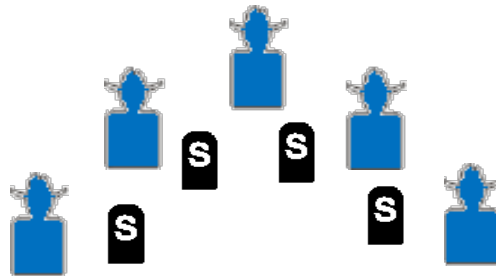
At center table, with rifle, repeat pistol instructions.

From center table, with shotgun, shoot shotgun targets.

SRS COWBOYS JUNE '28 SHOOT

STAGE 5

Five bad guys lining up against you!



START

Ammo: Pistols 10, Rifle 10 Shotgun 4+

Staging: Rifle pointed down range. Pistols holstered.
Shotgun on table, pointing down range

Start: Standing one foot touching the stone. Rifle in hand(s).

Procedure: Say, "What!? Only 5?"

After the beep, shoot rifle targets starting on either side, sweeping 1 - 2 - 4 - 2 - 1.
(1 on outside, 2 next, 4 in middle, etc)

Take rifle and move to the table.

Shooter's choice as to pistols or shotgun.


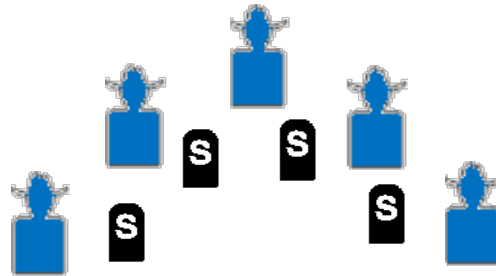
With pistols, repeat the instructions for the rifle targets.

With shotgun, shoot knockdown targets.

SRS COWBOYS JUNE '28 SHOOT

STAGE 6

The last stage leaves at 6 - Be under it!



START

Ammo: Pistols 10, Rifle 10 Shotgun 4+

Staging: Rifle with 10 rounds held at cowboy port arms. Pistols holstered.
Shotgun on table, pointing safely down range.

Start: Standing with one foot touching the stone. Rifle at cowboy port arms.

Procedure: Say, "The Last Stage out!!"

After the beep, with rifle, double-tap the middle target, then double tap the other targets **working inside out**.

Take rifle to the table.

Shooter's choice as to pistols or shotgun.

With pistols, repeat rifle instructions.

With shotgun, shoot the 4 knockdown targets.