



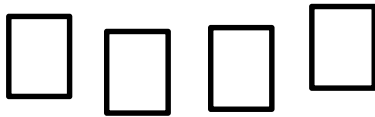

*July 2023*  
*Stages*

*Yes, It's Hot!*

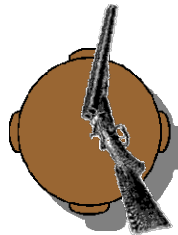
# SRS COWBOYS JULY '23 SHOOT

## Warm Up

An Independent Warm up



**START**



**START**

**Ammo:** Pistols 10, Rifle 10 Shotgun 4+

**Staging:** Pistols holstered. Rifle on left table. Shotgun on right table.

**Start:** Standing behind table of choice. Position of choice, not touching guns or ammo

**Procedure:** Say, "Let's Shoot!"

ATB, if on left table, with pistols (any order) shoot outside targets twice each and inside targets 3 times each.

With rifle, repeat pistol instructions.

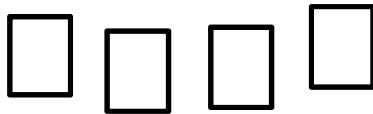

Make rifle safe and with shotgun, shoot the knockdown targets.

If starting on right, shoot shotgun, rifle, then pistols.

# SRS COWBOYS JULY '23 SHOOT

## STAGE 1

How Gives a Hoot



**START**



**START**

**Ammo:** Pistols 10, Rifle 10 Shotgun 4+

**Staging:** Rifle on left table, shotgun on right table. Pistols holstered.

**Start:** Standing behind left table with hands on pistol(s).

**Or** behind right table with one hand on shotgun and other hand touching shells

**Procedure:** Say, "I Give a Hoot"

If starting on left, with pistols, starting on either end, do a "Hoot Sweep" on the 4 targets.

With rifle, repeat pistol instructions.

Move to right table and with shotgun, shoot knockdown targets.

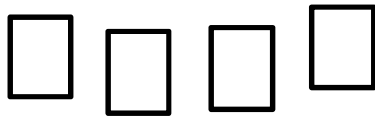

If starting on right, shoot Shotgun, Rifle, Pistols.

**\* Hoot Sweep: 1 on Tgt1, 2 on Tgt2, 2 on Tgt3, 2 on Tgt2, 2 on Tgt3, 1 on Tgt4**  
**1-2-2-2-1**

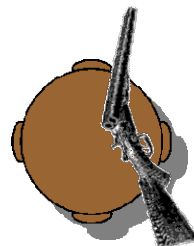
# SRS COWBOYS JULY '23 SHOOT

## STAGE 2

It's in New Mexico!



**START**



**START**

**Ammo:** Pistols 10, Rifle 10 Shotgun 4+

**Staging:** Rifle "flat" on left table, shotgun "flat" on right table. Pistols holstered.

**Start:** Standing behind either table, both hands on gun.

**Procedure:** Say, "Albaquackie?"

If starting on right, shoot the shotgun targets.

With rifle, triple-tap an inside target, then sweep all 4 and triple-tap the other inside target. (Ex 2-2-2-1-2-3-4-3-3-3)

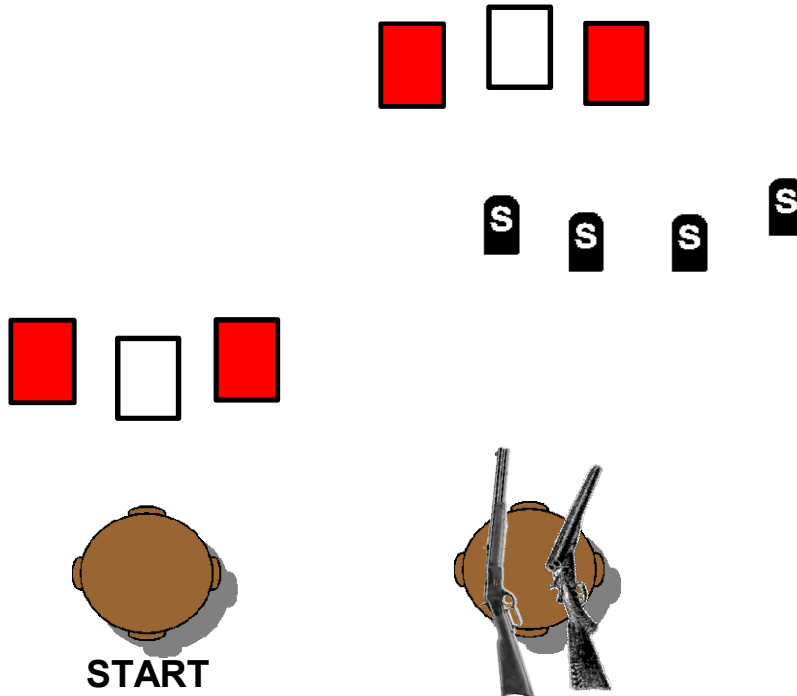
With pistols, repeat rifle instructions.

**If starting on Left, shoot Rifle, Pistols, Shotgun.**

# SRS COWBOYS JULY '23 SHOOT

## STAGE 3

Hot Enough Fer Ya?



**Ammo:** Pistols 10, Rifle 10 Shotgun 4+

**Staging:** Rifle and shotgun on right table. Pistols holstered.

**Start:** Standing behind center of left table with both hands pointing at targets

**Procedure:** Say, "Let's Make It Hot!"

With pistols, in no particular order, shoot outside targets 4 times each and inside target twice.

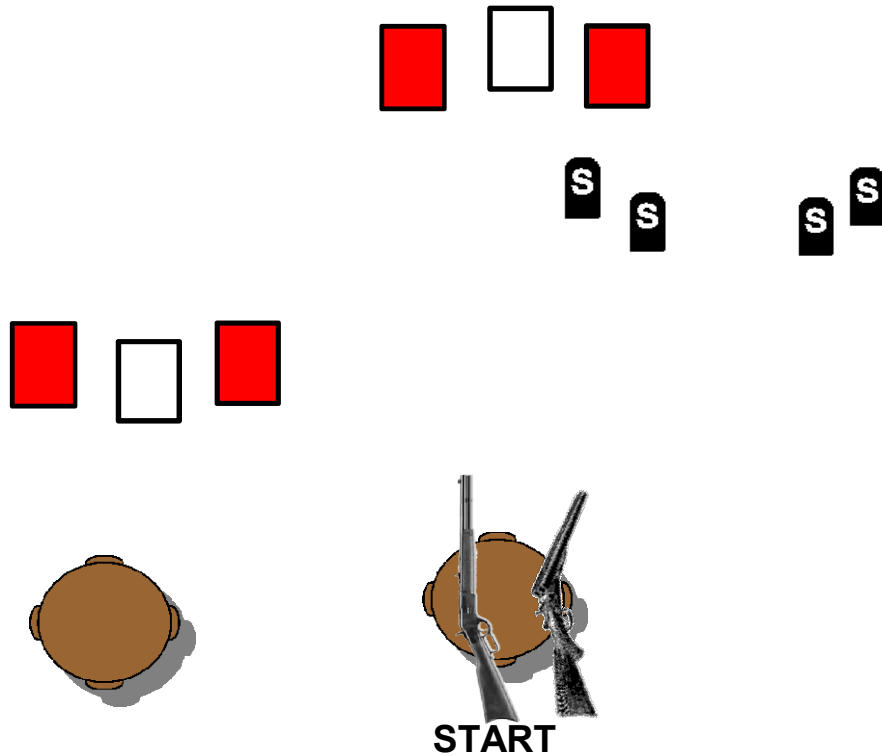
Move to right table and with rifle repeat the pistol instructions.

With shotgun, knock down the shotgun targets.

# SRS COWBOYS JULY '23 SHOOT

## STAGE 4

West of Utah & East of California



**Ammo:** Pistols 10, Rifle 10 Shotgun 4+

**Staging:** Rifle and shotgun on right table. Pistols holstered.

**Start:** Standing behind right table with both hands on hat (and hat on head).

**Procedure:** Say, "Yup, That's Nevada!"

With rifle, starting on the middle target, shoot a continuous Nevada sweep.

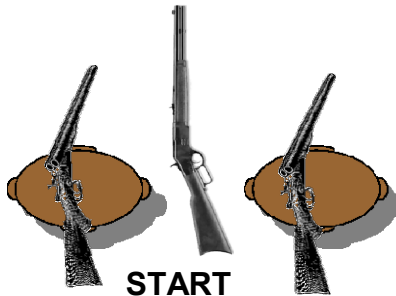
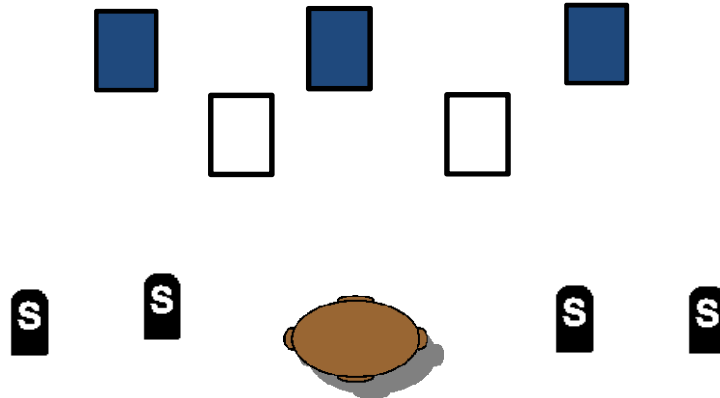
With shotgun, shoot shotgun targets. Make shotgun safe.

At the left table, with pistols repeat the rifle instructions.

# SRS COWBOYS JULY '23 SHOOT

## STAGE 5

Where Do You Stand?



**Ammo:** Pistols 10, Rifle 10 Shotgun 4+

**Staging:** Rifle held in Cowboy Port arms, shotgun on either table. Pistols holstered.

**Start:** Standing between the tables, "Cowboy port arms"  
one hand holding the rifle held in both hands with butt on hip.

**Procedure:** Say, "What!!!"

ATB -With rifle, sweep the targets starting from either end. Repeat.

Stage Rifle safely **pointing at side berm.**

With shotgun, shoot the four knockdowns . Make shotgun safe on table pointing at side berm OR take it with you to forward table.

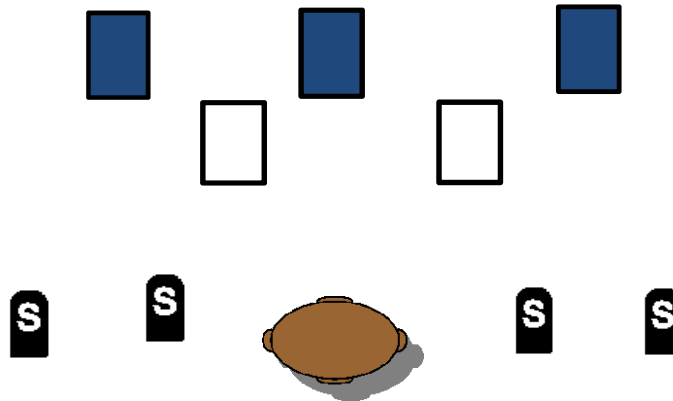
Move to forward table and with pistols, repeat the rifle instructions. You may shoot pistols anywhere between the tables, but you cannot "shoot and move."

Port Arms: Rifle in both hannds, butt at hip, muzzle at head level.

# SRS COWBOYS JULY '23 SHOOT

## STAGE 6

W means Win!



START

**Ammo:** Pistols 10, Rifle 10 Shotgun 4+

**Staging:** Rifle held both hands, shotgun on either table. Pistols holstered.

**Start:** Standing between the tables holding rifle in both hands.

**Procedure:** Say, "Looks Like a Win to Me!"

ATB -With rifle, starting on either end, shoot white targets, **then** blue targets once each. Repeat. Stage Rifle safely **pointing at side berm.**

~~With shotgun from where staged, shot the four knockdowns. Make shotgun safe on~~  
With pistols, repeat the rifle instructions. You may shoot pistols anywhere between