

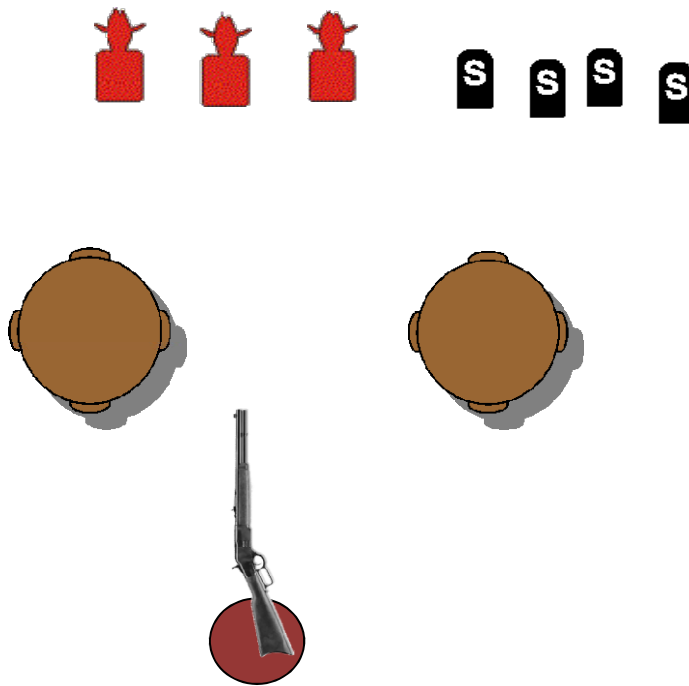


February 2023
Valentine's Match
Stages

SRS COWBOYS VALENTINE'S '23 SHOOT

WARM UP

Warmin Up fer yer Valentine



Ammo: Pistols 10, Rifle 10 Shotgun 4+

Staging: Rifle in both hands, shotgun staged anywhere safely. Pistols holstered.

Start: Standing with one foot touching the stone. Rifle in hands.

Procedure: Say, "I'm warmin' up fer you, Darlin!"

ATB - with a rifle shoot a Nevada sweep, starting on the middle target.
Make rifle safe anywhere safely.

Shooters option to shoot pistols or shotgun next.

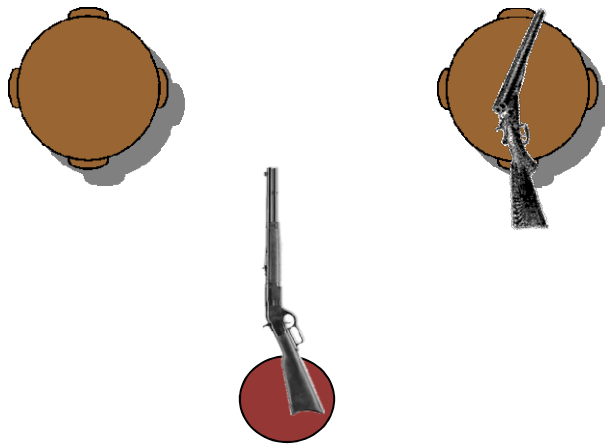

With pistols repeat rifle instructions. (From anywhere on the firing line.)

With shotgun, shoot shotgun targets until down.

SRS COWBOYS VALENTINE'S '28 SHOOT

STAGE 1

Lovin it!



START

Ammo: Pistols 10, Rifle 10 Shotgun 4+

Staging: Rifle at cowboy port arms, shotgun on right table. Pistols holstered.

Start: One foot touching stone. Rifle held at cowboy port arms.

Procedure: Say, "Fer my Valentine!"

After the beep, shoot a Nevada sweep from either end – double tapping the center target.

Move to left table and make rifle safe.

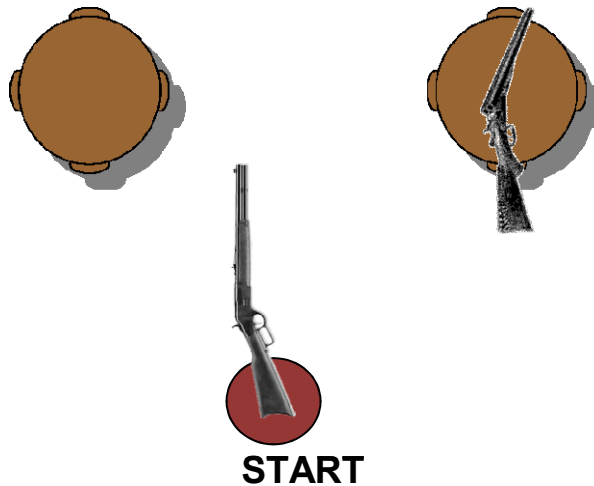

With pistols, repeat rifle instructions. You may shoot anywhere between the tables.

Move to right table and with shotgun, shoot knockdown targets.

SRS COWBOYS VALENTINE'S '28 SHOOT

STAGE 2

Let's Rock Back and Forth!



Ammo: Pistols 10, Rifle 10 Shotgun 4+

Staging: Rifle in hands. Pistols holstered. Shotgun on right table.

Start: One foot touching start stone with rifle in hands.

Procedure: Say, "**Back & Forth !**"

With rifle, Starting on either side sweep the three targets 1, 2, 4, 2, 1.

Move to right table and make rifle safe.


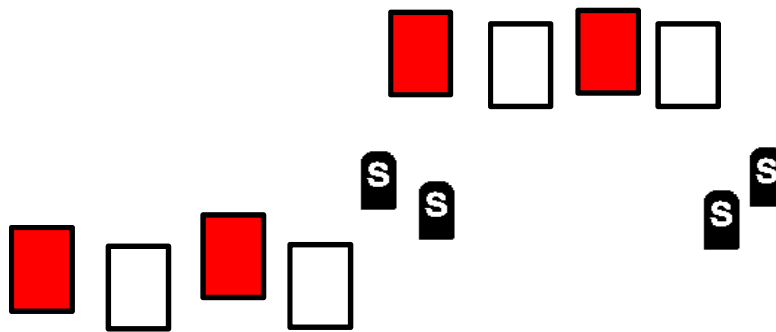
With shotgun, shoot the shotgun targets and make shotgun safe.

Move as you wish and using pistols, repeat rifle instructions.

SRS COWBOYS VALENTINE'S '28 SHOOT

STAGE 3

Well this is a story about some cowboys and cowgirls
You know how these stories go. Someone has to rescue their valentine.
And you are that someone.



Ammo: Pistols 10, Rifle 10 Shotgun 4+

Staging: Rifle and shotgun on right table. Pistols holstered.

Start: Standing behind center of left table, any stance, with hands on pistols.

Procedure: Say, "I'll rescue the Cowgirls (Cowboys)!"

With pistols, do a Lawrence Welk Sweep starting from either side.

Move to right table and with rifle repeat pistol instructions.

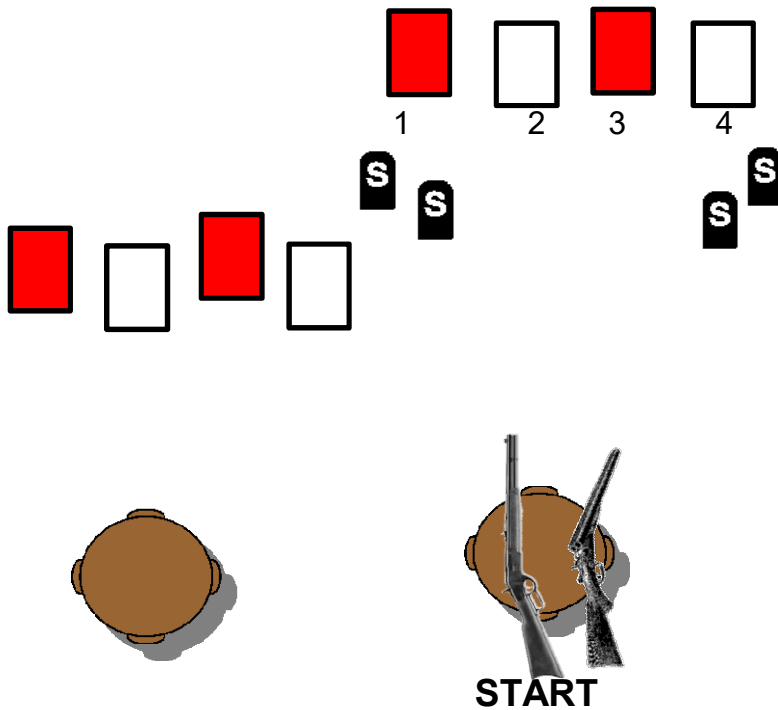
With shotgun, knock down the shotgun targets.

* **Lawrence Welk Sweep** 1 on first target, 2 on second, 3 on third and 4 on fourth.
1 ana 2, ana 3, ana 4. Wunnerful, Wunnerful.

SRS COWBOYS VALENTINE'S '28 SHOOT

STAGE 4

Well the story continues.
We'll handle it - Side by Side



Ammo: Pistols 10, Rifle 10 Shotgun 4+

Staging: Rifle and shotgun on right table. Pistols holstered.

Start: Standing behind right table. Arms crossed over your heart.

Procedure: Say, "Side by Side!"

With shotgun, shoot shotgun targets. Make shotgun safe.

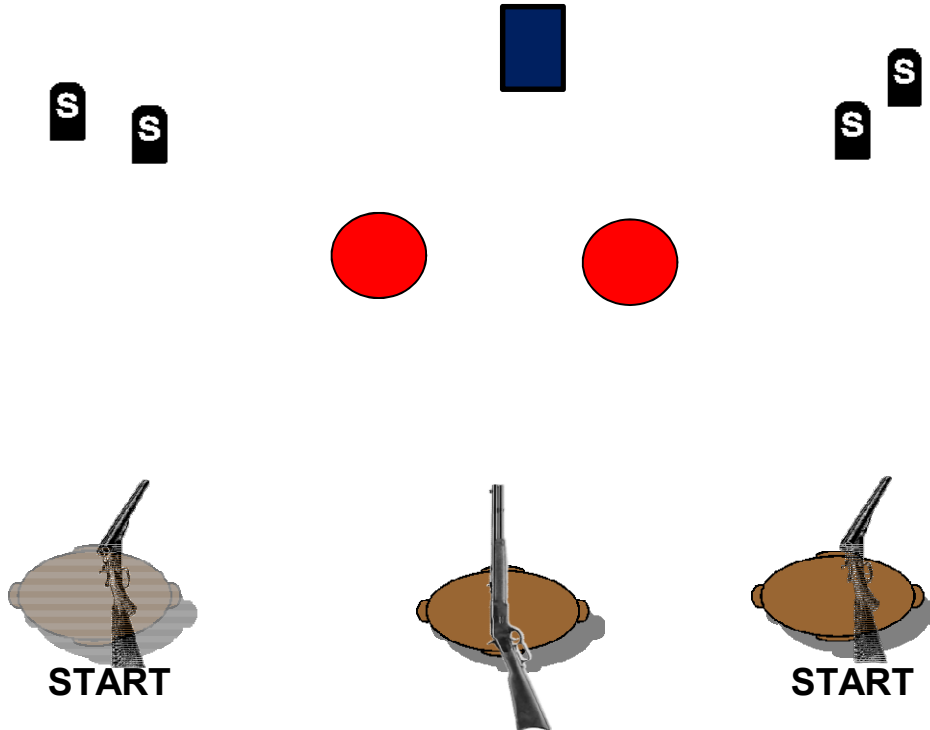
With rifle alternate for 5 shots on two targets, Then repeat on other two targets.
(ex, 1-2-1-2-1, then 3-4-3-4-3) You may start inside or outside on each "pair".

Move to left table and with pistols repeat rifle instructions.

SRS COWBOYS VALENTINE'S '23 SHOOT

STAGE 5

Two in the Middle



Ammo: Pistols 10, Rifle 10 Shotgun 4+

Staging: Rifle on center table and shotgun an outside table. Pistols holstered.

Start: Standing behind left or right table.

Any stance, hands not touching guns or ammo.

Procedure: Say, "You said "4-2-4!!!"

ATB, with shotgun engage the two shotgun targets in front of your location. Shotgun targets must be made up at the position engaged. Place shotgun on center table.

At center table and with rifle starting on **either side** shoot a 4-2-4 sweep

You may now shoot either the shotgun or pistols.

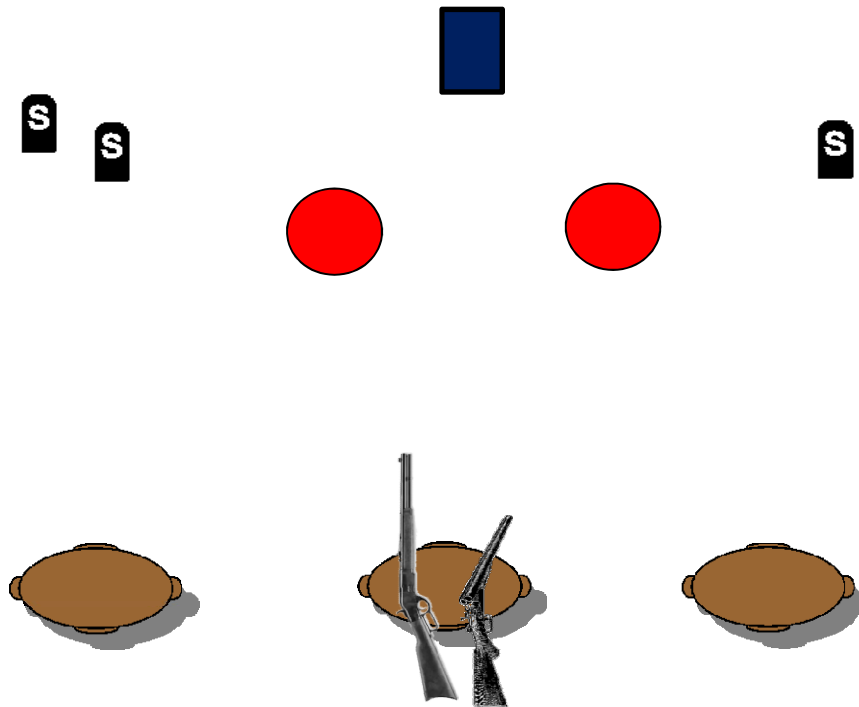
With pistols, repeat rifle instructions.

With shotgun, shoot the last two shotgun targets.

SRS COWBOYS VALENTINE'S '28 SHOOT

STAGE 6

A simple sweep fer yer Sweetie!



START

Ammo: Pistols 10, Rifle 10 Shotgun 4+

Staging: Rifle and shotgun on center table. Pistols holstered.

Start: Standing behind center table. That's the one in the middle :)

Any stance, hands not touching guns or ammo.

Procedure: Say, "This is fer you, Darlin!"

ATB - with pistols starting on an outside target shoot a 3-2 sweep on outside targets.
Repeat starting on other side.

With a rifle , starting on either side, shoot a 3-4-3 sweep of all three targets.

With shotgun, shoot shotgun targets until down.