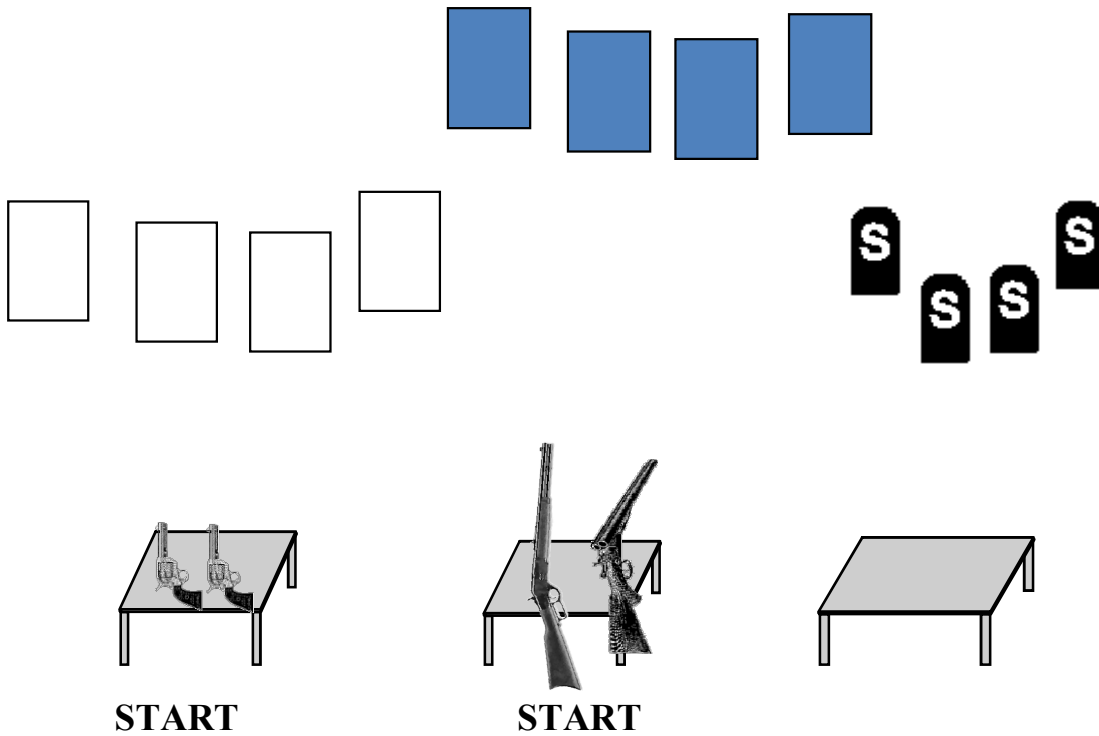




*Christmas 2022*  
*Stages*

# CHRISTMAS WARM UP

Christmas is Coming!



**Ammo:** Pistols 10, Rifle 10 Shotgun 4+

**Staging:** Two pistols loaded with five rounds each and holstered.

Rifle, loaded with 10 rounds, staged on the center table.

Shotgun, with at least four rounds on your person, staged on the center table.

**Starting Position:** Behind the left OR the center table - Hands touching belt.

**Procedure :** Shooter will say "**Christmas is Coming!**" and wait for the beep.

**If starting on left,** ATB, with at least one foot behind the left table, with pistols, shoot a continuous Nevada Sweep starting on either end.

Move to center table and with rifle and repeat the pistol instructions.

Return rifle to the table.

Retrieve Shotgun and engage the shotgun targets.

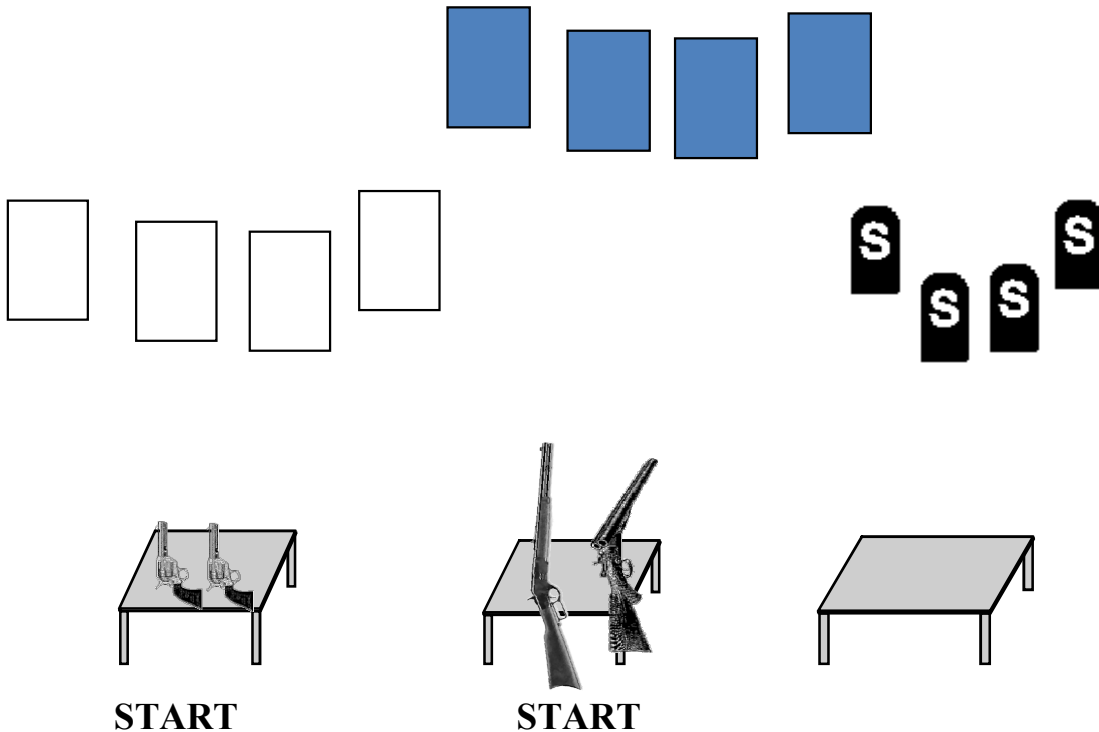
(You may move to right table if you wish.)

**If starting on center table,** shoot Shotgun, Rifle, then move & shoot pistols.

# SRS CHRISTMAS '22 STAGES

## STAGE 1

The Middle Ones



**Ammo:** Pistols 10, Rifle 10 Shotgun 4+

**Staging:** Two pistols loaded with five rounds each and holstered.

Rifle, loaded with 10 rounds, staged on the center table.

Shotgun, with at least four rounds on your person, staged on the center table.

**Starting Position:** Behind the left OR the center table - Hands touching belt.

**Procedure :** Shooter will say "**In the Middle!**" and wait for the beep.

**If starting on left,** ATB, with at least one foot behind the left table, with pistols, shoot one of the middle targets, then sweep all four. Repeat starting on the other middle target.

Move to center table and with rifle and repeat the instructions for the pistols. Return rifle to the table.

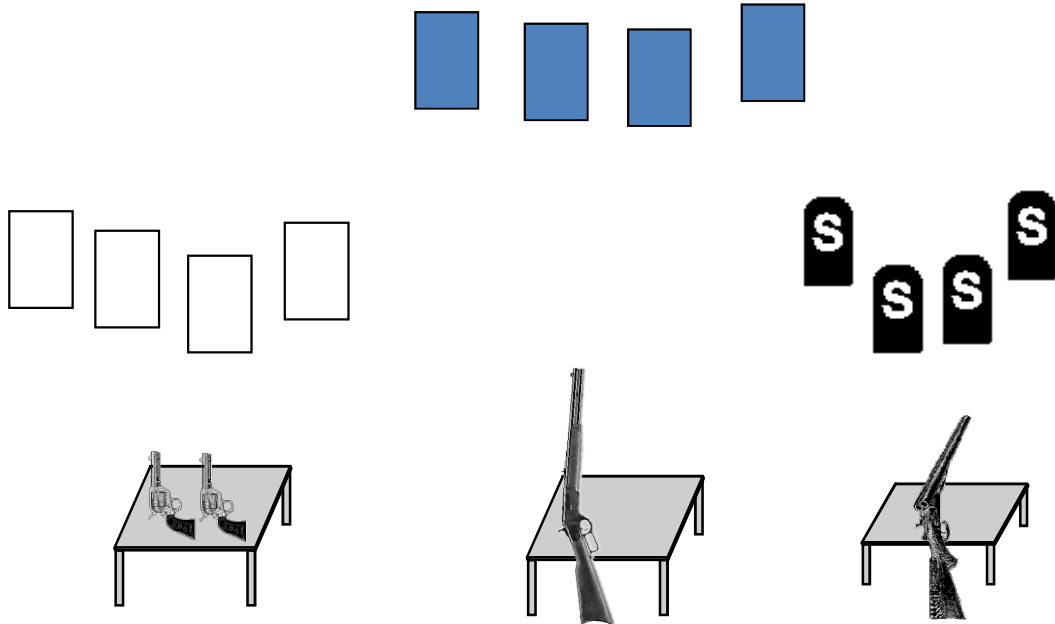
Retrieve Shotgun and engage the shotgun targets. (You may move to right table if you wish.)

**If starting on center table,** shoot Shotgun, Rifle, then move & shoot pistols.

# SRS CHRISTMAS '22 STAGES

## STAGE 2

Where's the Camp Fire!



### START

**Ammo:** Pistols 10, Rifle 10 Shotgun 4+

**Staging:** Two pistols loaded with five rounds each and holstered.

Rifle, loaded with 10 rounds, staged on the center table.

Shotgun, with at least four rounds on your person, staged on the right table.

**Starting Position:** Standing behind the center of the left table. Hands on pistol(s)

**Procedure :** Shooter will say "**Light the Camp Fire!**" and wait for the beep.

ATB, shoot pistol targets with a Reverse Lawrence Welk Sweep, starting either side.

Move to rifle . Repeat pistol instructions.

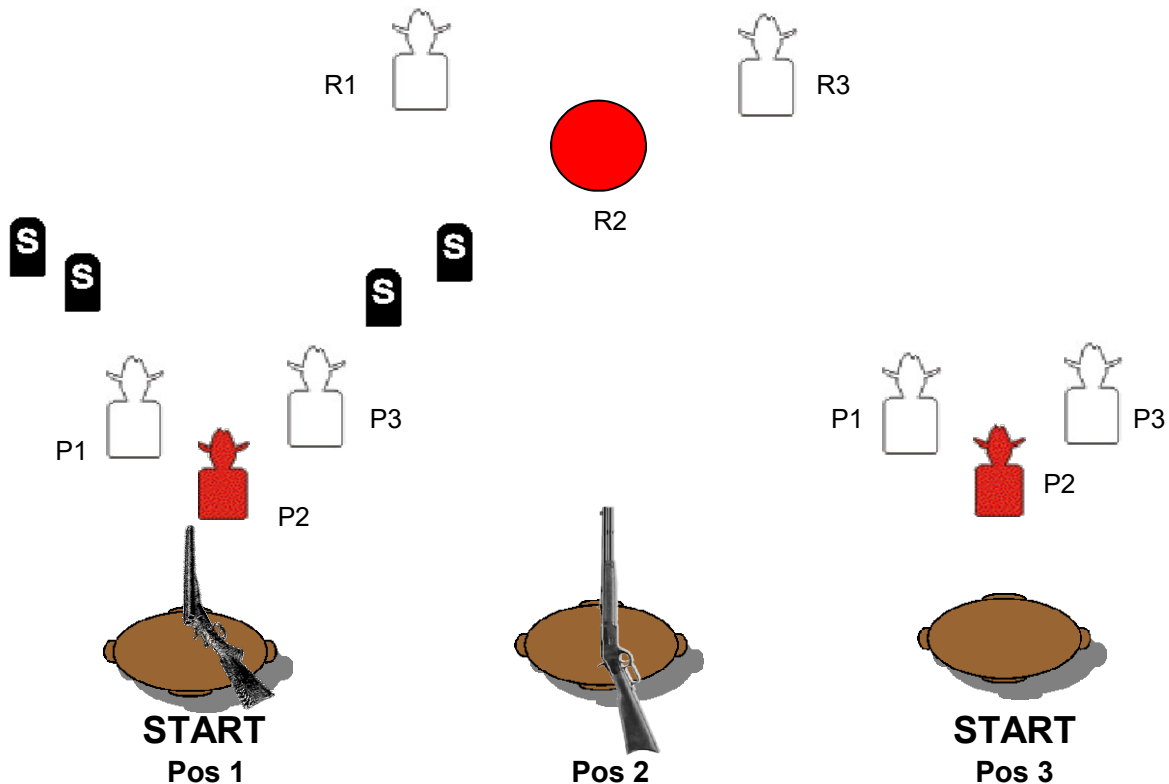
Retrieve shotgun from the table and engage Shotgun targets any order.

\* **Reverse Lawrence Welk Sweep:** 4 on 1<sup>st</sup> target, 3 on 2<sup>nd</sup> target,  
2 on 3<sup>rd</sup> target & 1 on the 4<sup>th</sup> target

# SRS CHRISTMAS '22 STAGES

## STAGE 3

Any good choices?



**Ammo:** Pistols 10, Rifle 10 Shotgun 4+

**Staging:** Rifle on center table and shotgun an Pos 1 table. Pistols holstered.

**Start:** Standing behind left or right table, hands not touching guns or ammo.

**Procedure:** Say, "And the choices keep coming!!!"

ATB, If starting at POS 1 with shotgun engage S1-S4, make shotgun safe. **Or** shoot pistol with P2 three times, then P1 & P3 once each. (You may shoot pistol or Shotgun first. Gun Fighters may stage pistols at P2 after first pistol)

From POS 2 with rifle engage R2 three times, then R1 & R3 once each. Repeat.

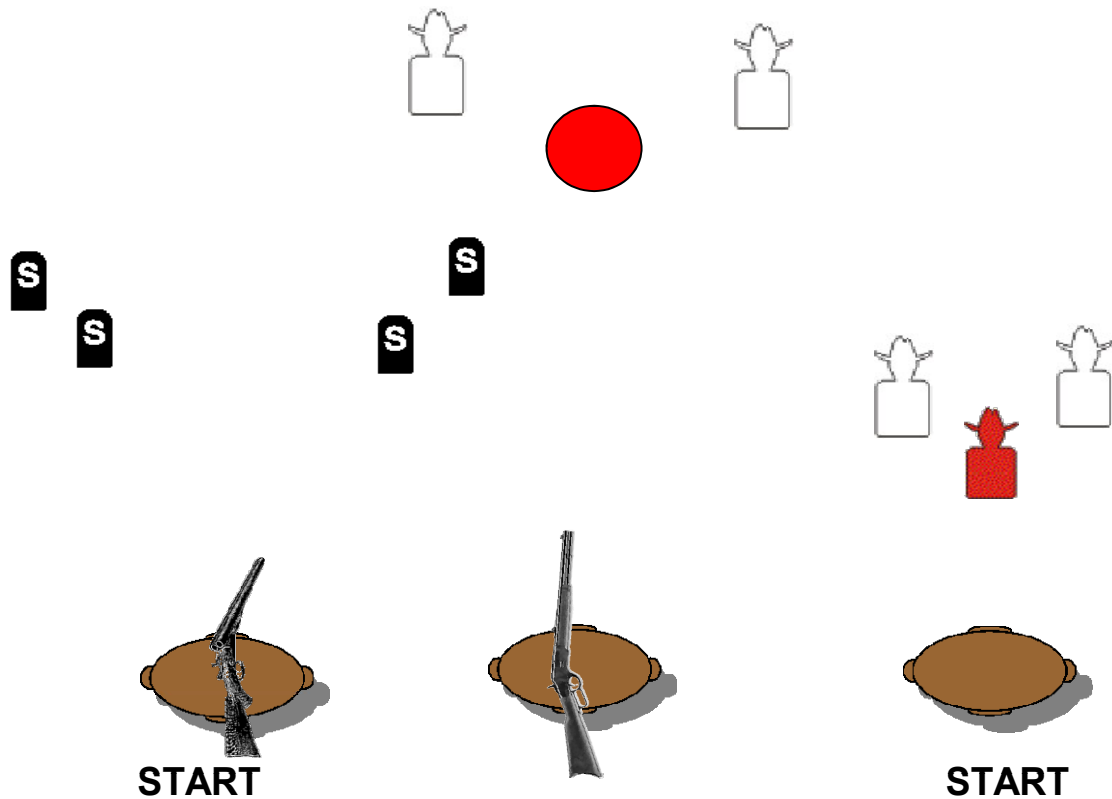
From POS 3 with revolver engage P2 three times and then 1 & 2 once each.

**If starting from position 3,** shoot pistol first, then Pos 2 as instructed and finish with the pistol & shotgun at Pos 1.

# SRS CHRISTMAS '22 STAGES

## STAGE 4

A Happier Gunfighter!



**Ammo:** Pistols 10, Rifle 10 Shotgun 4+

**Staging:** Rifle loaded with 10 on center table. Shotgun open & empty on left table. Pistols loaded with 5 rounds each and holstered.

**Start:** Standing behind **left or right** table. Hands on gun of choice.

**Procedure:** Say, "A little different twist!"

ATB - If starting on left, shoot shotgun. With shotgun, shoot the 4 knockdowns. Move to center table.

With rifle, shoot center target twice, then sweep the three targets. Repeat.

Move to right table.

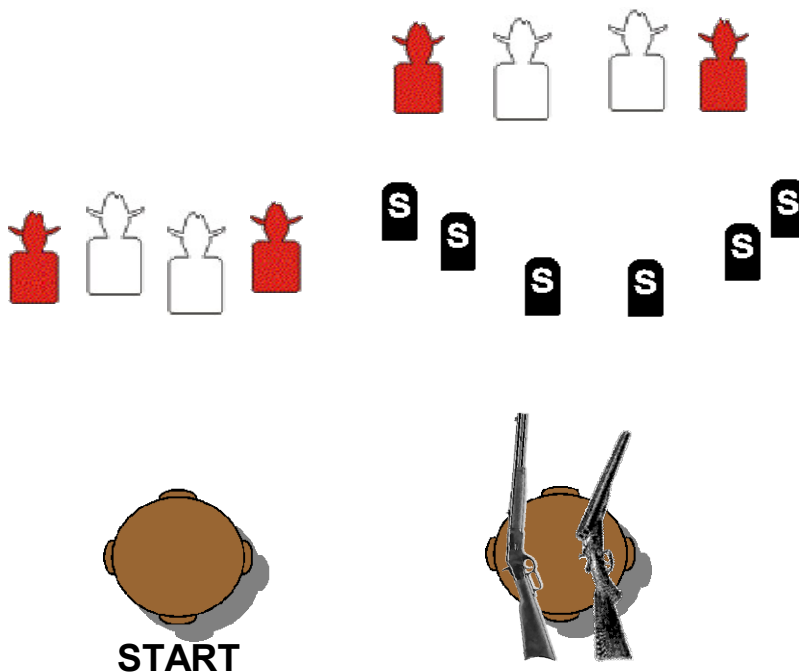
With pistols, repeat rifle instructions on the right pistol targets.

If starting on right, Shoot pistols, then rifle, then shotgun.

# SRS CHRISTMAS '22 STAGES

## STAGE 5

Yup, it's actually Spring????!!



**Ammo:** Pistols 10, Rifle 10 Shotgun 6+

**Staging:** Rifle and shotgun on right table. Pistols holstered.

**Start:** Standing behind center of left table with both hands pointing at targets

**Procedure:** Say, "Spring for it!"

With pistols, in no particular order, shoot outside targets 3 times and inside targets 2 times each.

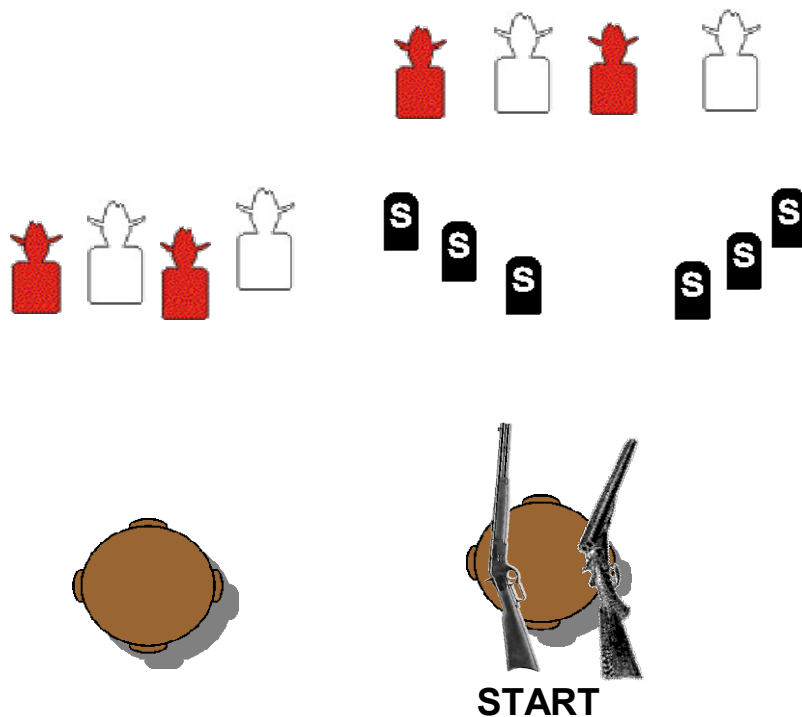
Move to right table and with rifle repeat the pistol instructions.

With shotgun, knock down the shotgun targets.

# SRS CHRISTMAS '22 STAGES

## STAGE 6

Cats - Not just for Chinese Food



**Ammo:** Pistols 10, Rifle 10 Shotgun 6+

**Staging:** Rifle and shotgun on right table. Pistols holstered.

**Start:** Standing behind center of right table, hands not touching guns or ammo.

**Procedure:** Say, "**Get them Cats!**"

With rifle shoot a "cat herders" sweep.

(Nevada sweep, double-tapping the end targets)

With shotgun, shoot shotgun targets. Make shotgun safe on left table.

Move to left table and with pistols repeat the rifle instructions.