

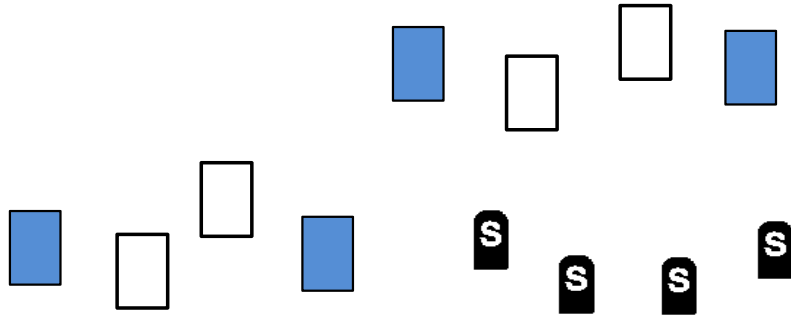


August 2022
Stages

SRS COWBOYS AUGUST '22 SHOOT

WARM UP

On a Cool Summer Morning



START



Ammo: Pistols 10, Rifle 10 Shotgun 4+

Staging: Pistols holstered. Rifle and Shotgun on right table.

Start: Standing behind left table, any posture, hands not touching guns or ammo.

Procedure: Say, "Surprise!"

ATB, with pistols, double-tap an outside target, then single tap the others.

Repeat starting on the same target.

Move to rifle and repeat pistol instructions.

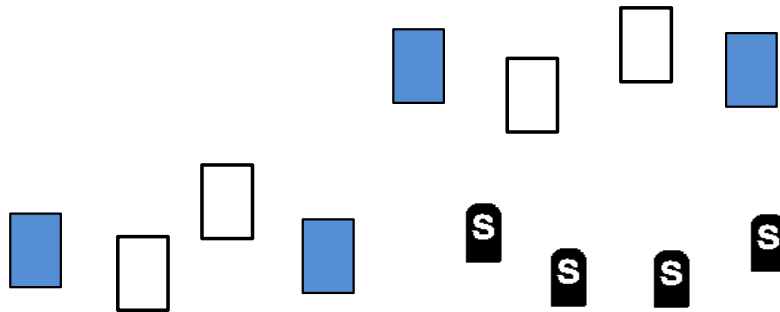
With shotgun, shoot the 4 knockdown targets.

SRS COWBOYS AUGUST '22 SHOOT

STAGE 1

It's August - It's hot!

Keep it Simple!



START



Ammo: Pistols 10, Rifle 10 Shotgun 4+

Staging: Rifle and shotgun on right table. Pistols holstered.

Start: Standing behind center of left table with hands on pistols

Procedure: Say, "No sweat!"

With pistols, do a cat herders* sweep for 10 rounds.

Move to right table and with rifle repeat the pistol instructions.

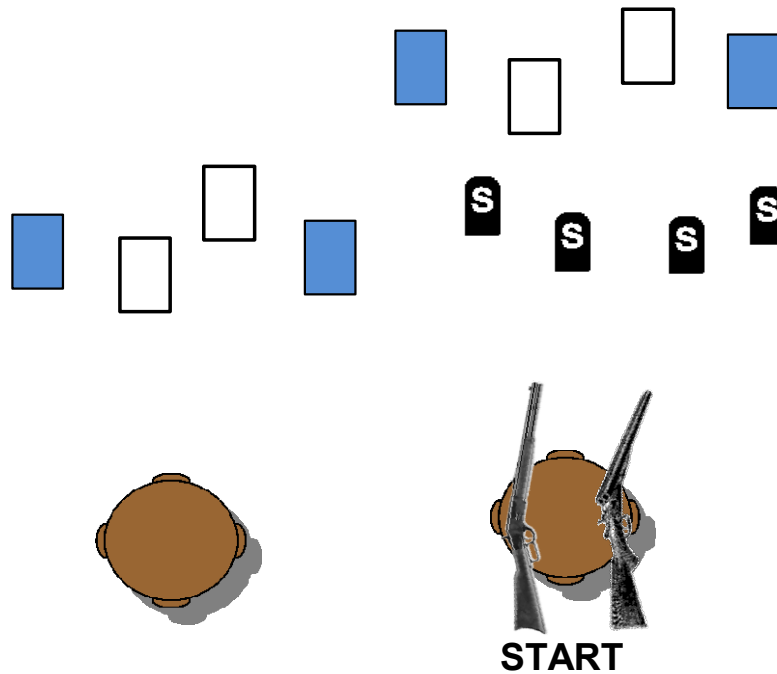
With shotgun, knock down the shotgun targets.

* **Cat herder's sweep** - Nevada sweep but double-tap the end targets

SRS COWBOYS AUGUST '22 SHOOT

STAGE 2

It's STILL Hot!



Ammo: Pistols 10, Rifle 10 Shotgun 4+

Staging: Rifle and shotgun on right table. Pistols holstered.

Start: Standing behind right table, any posture, hands not touching guns or ammo.

Procedure: Say, "Well, Maybe a little!"

With rifle starting on either side, triple tap an end target and shoot next two targets once each. Repeat from the other side.

With shotgun, shoot shotgun targets. **Restage shotgun on either table.**

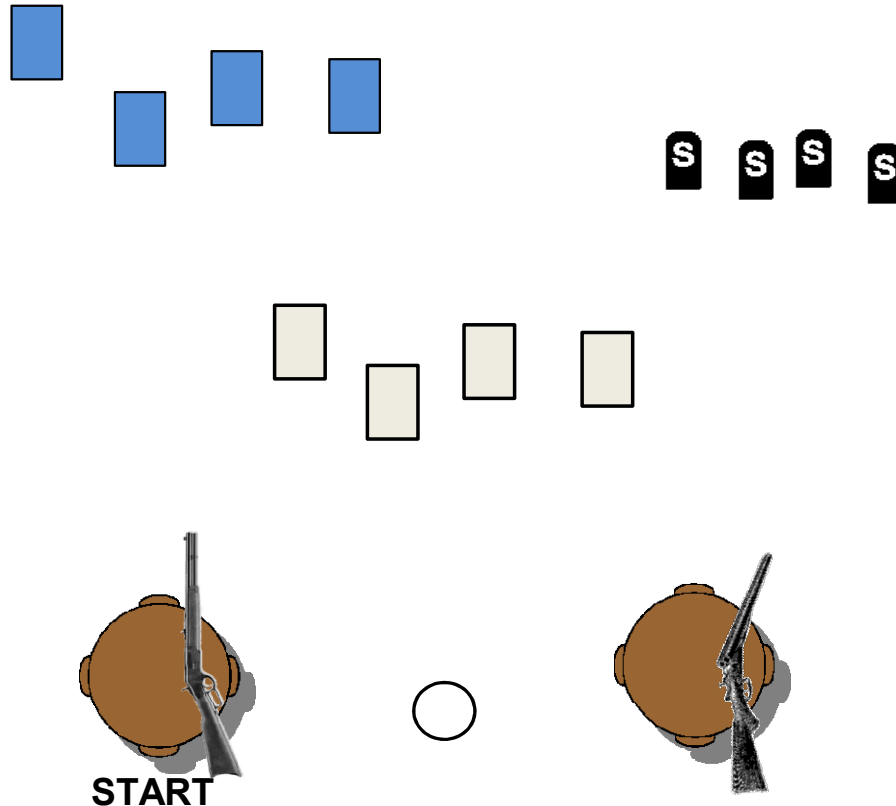
At the left table, with pistols repeat the rifle instructions.

SRS COWBOYS AUGUST '22 SHOOT

STAGE 3

A Mastermind Behind

The bully always uses dupes. But after you take those he sent, you finally get at him.



Ammo: Pistols 10, Rifle 10 Shotgun 4+

Staging: Rifle on left table, shotgun on right table. Pistols holstered.

Start: Standing center of left table, any posture, hands not touching guns or ammo.

Procedure: Say, "I'll smoke you out"

After the beep, **starting on forward target**, do a Nevada sweep on the right 3 targets, the final shot on the bully hiding back.

Move between the tables and with pistols, repeat rifle instructions.

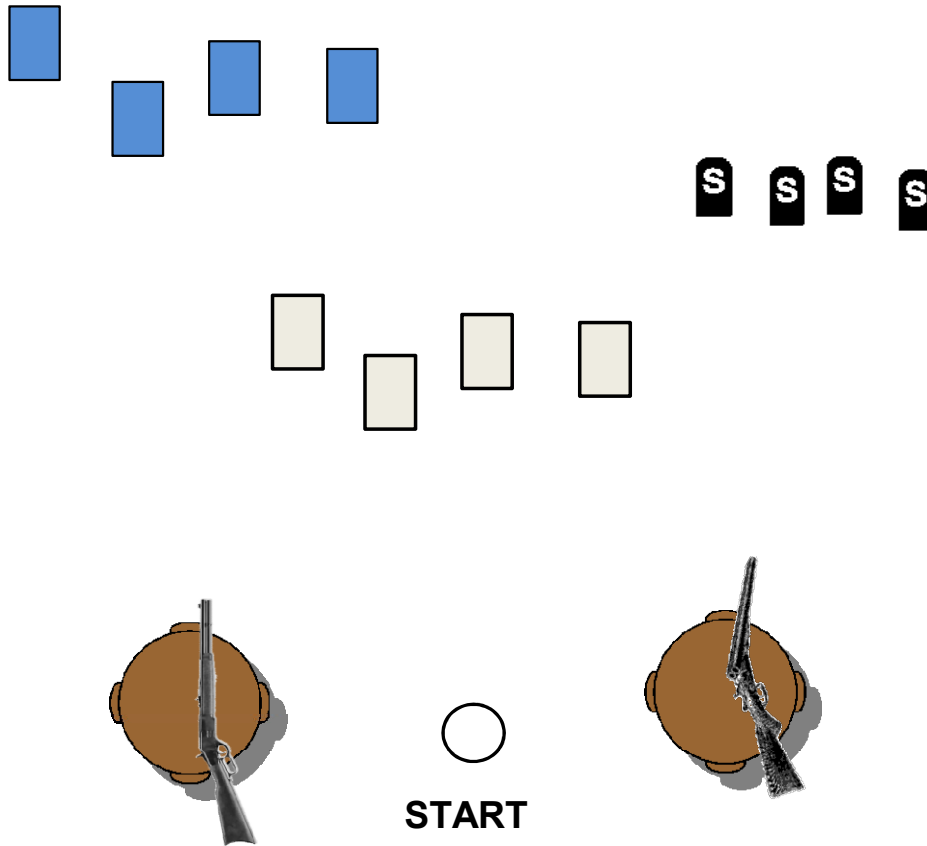
Move to right table and with shotgun, shoot knockdown targets.

Note: Stone is set just forward of shooting line to help avoid tripping.

SRS COWBOYS AUGUST '22 SHOOT

STAGE 4

Now you know where the coward is,
you start with him to make certain.



Ammo: Pistols 10, Rifle 10 Shotgun 4+

Staging: Rifle on left table, shotgun on right table. Pistols holstered.

Start: Standing **behind** starting stone, hands on pistols.

Procedure: Say, "**Another coward!**"

After the beep, with pistols, shoot the back bully with **four** shots. Then double tap the other three.

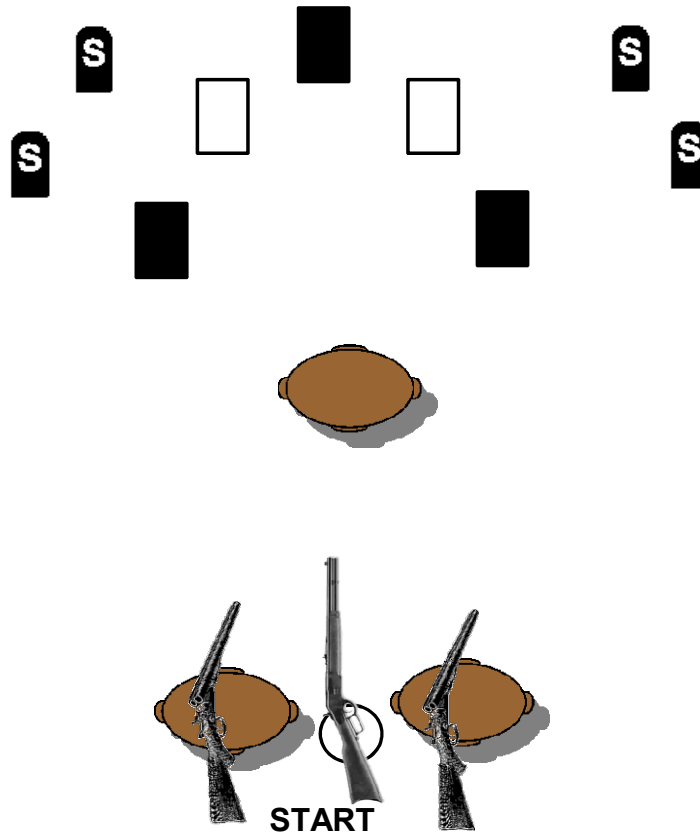
Move to rifle and repeat pistol instructions.

Move to right table and shoot the shotgun targets.

SRS COWBOYS AUGUST '22 SHOOT

STAGE 5

Once upon a time, there were some very bad people.
Now there are fewer.



Ammo: Pistols 10, Rifle 10 Shotgun 4+

Staging: Rifle held at port arms, shotgun on either table. Pistols holstered.

Start: Standing with one foot touching back of stone, holding rifle at port arms.

Procedure: Say, "Oooh, Bad!!!"

ATB -With rifle, in any order, shoot the 2 outside targets 3 times, the center target twice and the other inside targets once each (3-1-2-1-3 if you like). Stage Rifle safely pointing at side berm.

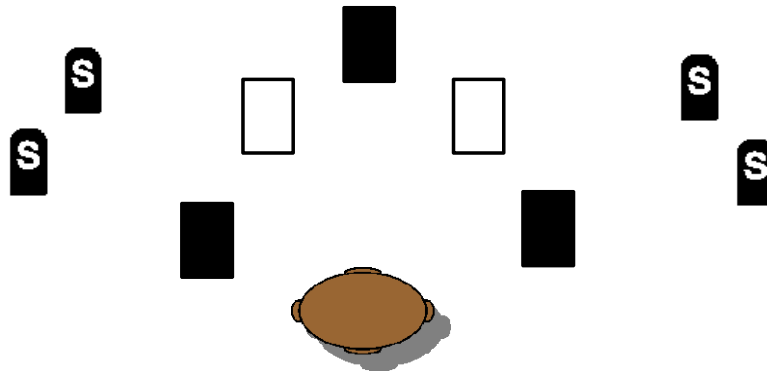
With shotgun, shoot the four knockdowns . Make shotgun safe on table pointing at side berm or take to forward table.

Move to forward table and with pistols, repeat the rifle instructions.

SRS COWBOYS AUGUST '22 SHOOT

STAGE 6

There were still some bad people. Now there are none.



Ammo: Pistols 10, Rifle 10 Shotgun 4+

Staging: At least one or two feet touching back of the stone, rifle held all hands, shotgun on either table. Pistols holstered.

Start: Standing with one foot touching back of stone holding rifle in all hands. ***

Procedure: Say, "Oooh, Good!"

ATB -With rifle, starting on either outside target, shoot a 2-1-2 sweep on three targets on that side. Then 2-1-2 starting on the opposite outside target.

Stage Rifle safely **pointing at side berm.**

With shotgun, shoot the four knockdowns . Make shotgun safe on table pointing at side berm OR take to forward table.

Move to forward table and with pistols, repeat the rifle instructions.

*** For those with more hands, all must be touching the rifle.