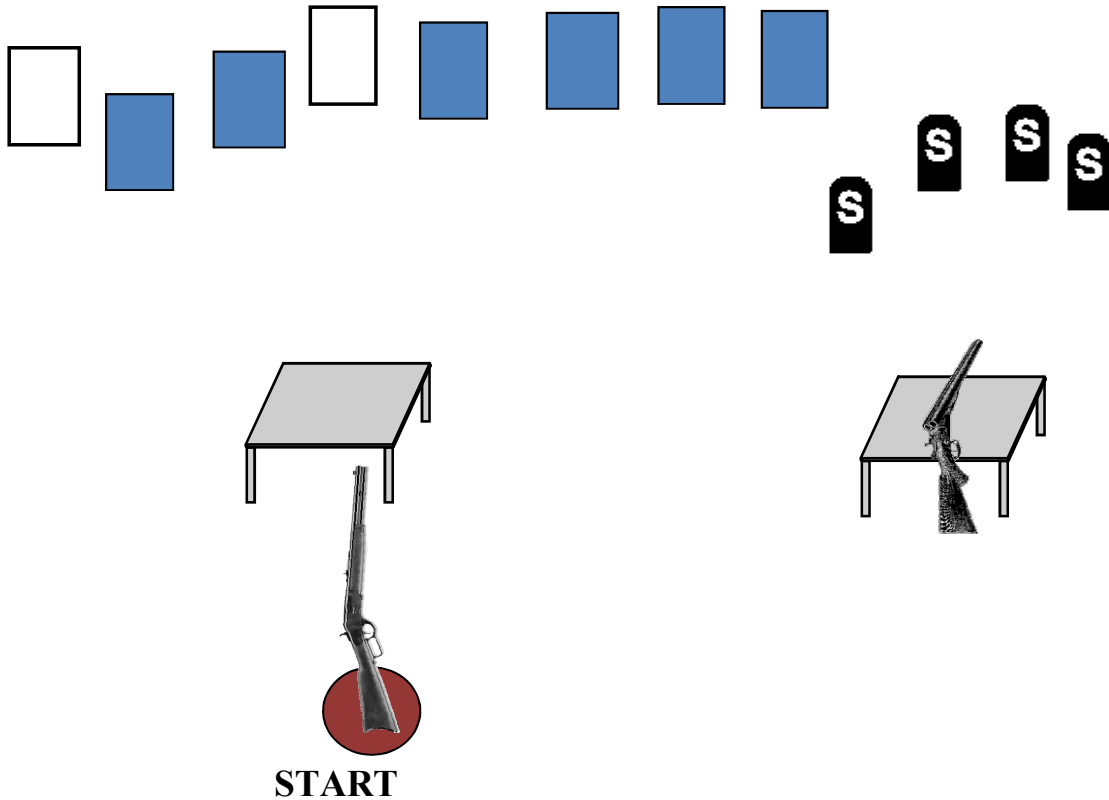




South River Shootists'
Thanksgiving 2021
Match Stages

SRS NOVEMBER '21

WARM UP



Ammo: Pistols 10, Rifle 10 Shotgun 4+

Staging: Rifle, loaded with 10 rounds, held at port arms.
Two pistols, loaded with five rounds each and holstered.
Shotgun, with at least four rounds on your person, staged on right table.

Starting Position: One foot touching stone, rifle at port arms.

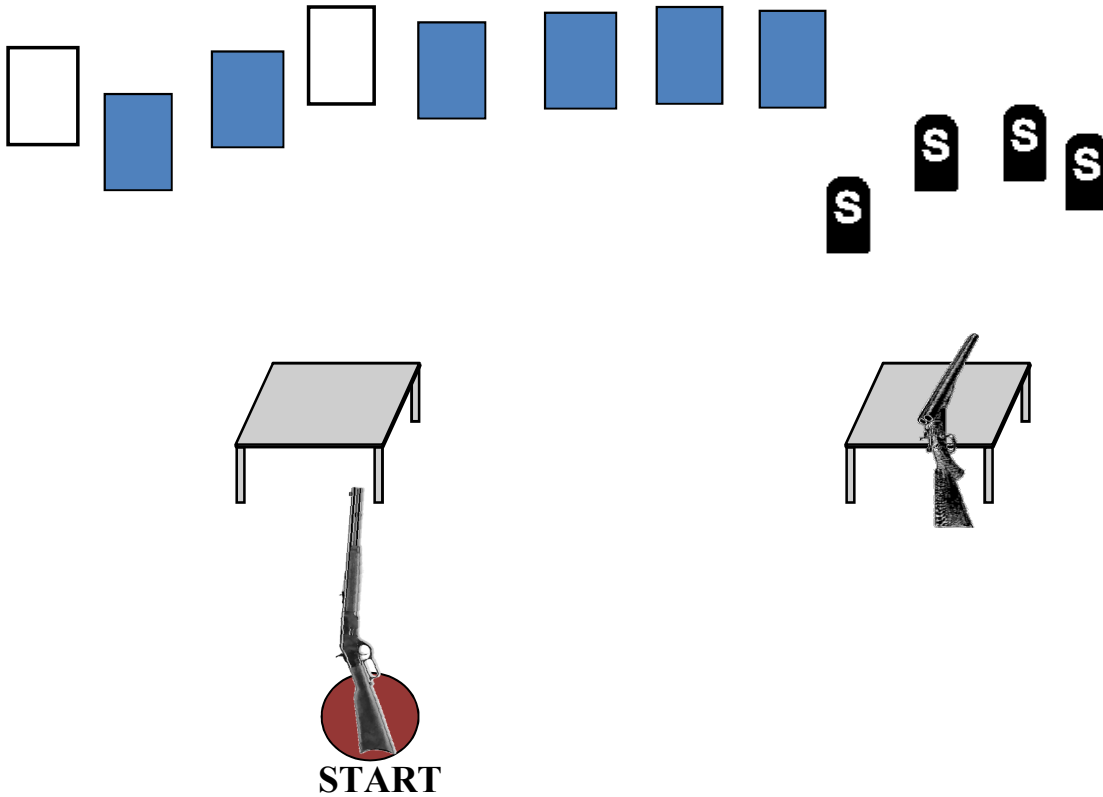
Procedure: Shooter will say "**Warm Up!**" and wait for the beep.
After the beep, with rifle, double-tap the left 5 targets.
Place rifle on left table.
Then with pistols, double-tap the 5 right targets.

Shotgun - shoot the four shotgun targets in any order.

SRS NOVEMBER '21 STAGES

STAGE 1

One for All!



Ammo: Pistols 10, Rifle 10 Shotgun 4+

Staging: Rifle, loaded with 10 rounds, held in both hands.
Two pistols, loaded with five rounds each and holstered.
Shotgun, with at least four rounds on your person, staged on right table.


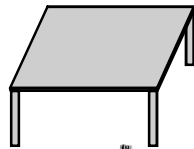
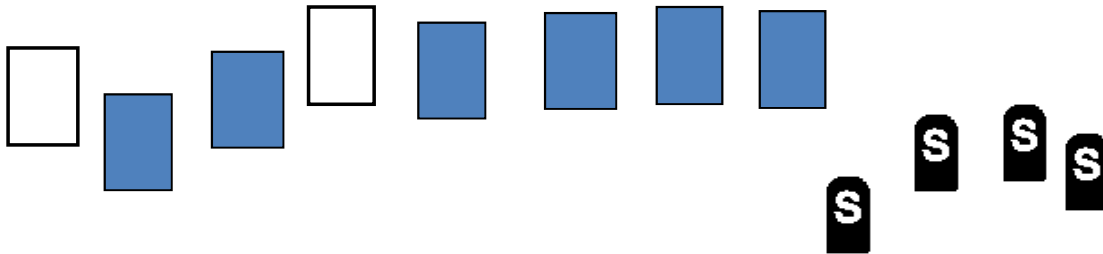
Starting Position: One foot touching stone, rifle in hands.

Procedure: Shooter will say "**One four All!**" and wait for the beep.
After the beep, with rifle, shoot target 1, then 4, then sweep all 8 targets from either end.
Place rifle on left table.
Shoot pistols with same instructions as the rifle. (You may move for the pistols if you like.)
Shotgun - shoot the four shotgun targets in any order.

SRS NOVEMBER '21 STAGES

STAGE 2

We've a Lot to be Thankful For



START

Ammo: Pistols 10, Rifle 10 Shotgun 4

Staging: Rifle, loaded with 10 rounds, held at port arms.
Two pistols, loaded with five rounds each and holstered.
Shotgun, with at least four rounds on your person, staged on right table.

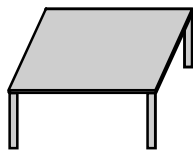
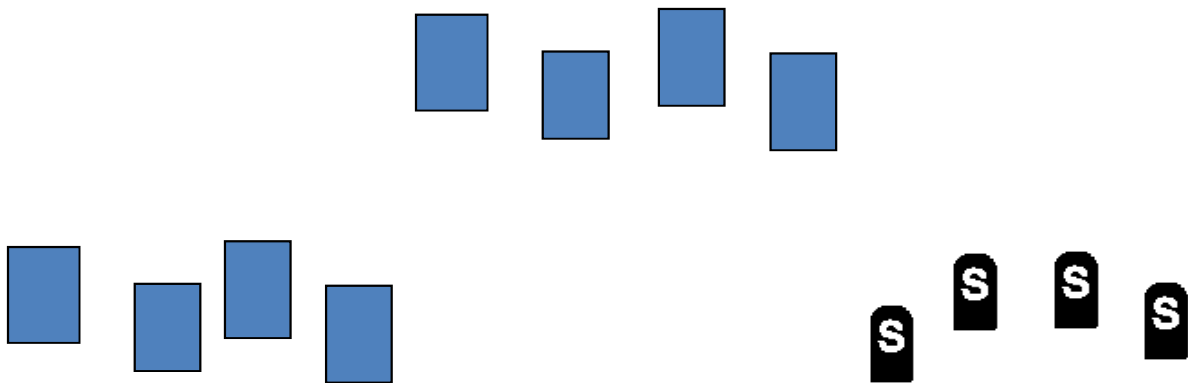
Starting Position: Standing with at least one foot touching the starting stone,
rifle at cowboy port arms.

Procedure: Shooter will say "A Lot to be Thankful For. . . !" and wait for the beep.
After the beep, with rifle sweep the 8 targets, double-tapping the end targets.
Move to right table, place rifle on **RIGHT** table.
With shotgun shoot the 4 shotgun targets.
Shoot pistols with the rifle instructions. Pistols shot anyway along firing line.

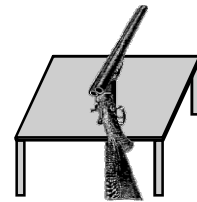
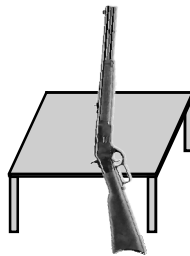
SRS NOVEMBER '21 STAGES

STAGE 3

I'm No Turkey!



START



START

Ammo: Pistols 10, Rifle 10 Shotgun 4+

Staging: Rifle, loaded with 10 rounds, staged on center table.

Two pistols, loaded with five rounds each and holstered.

Shotgun, with at least four rounds on your person, staged on right table.

Starting Position: Standing behind left or right table, hands touching hat.

Procedure: Shooter will say "I'm no Turkey !" and wait for the beep.

If starting on left, After the beep, shoot 5 shots on 4 pistol targets, hitting each target at least once. Repeat instructions for last 5 shots.

Move to rifle and repeat pistol instructions.

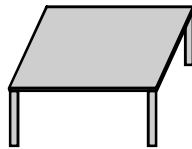
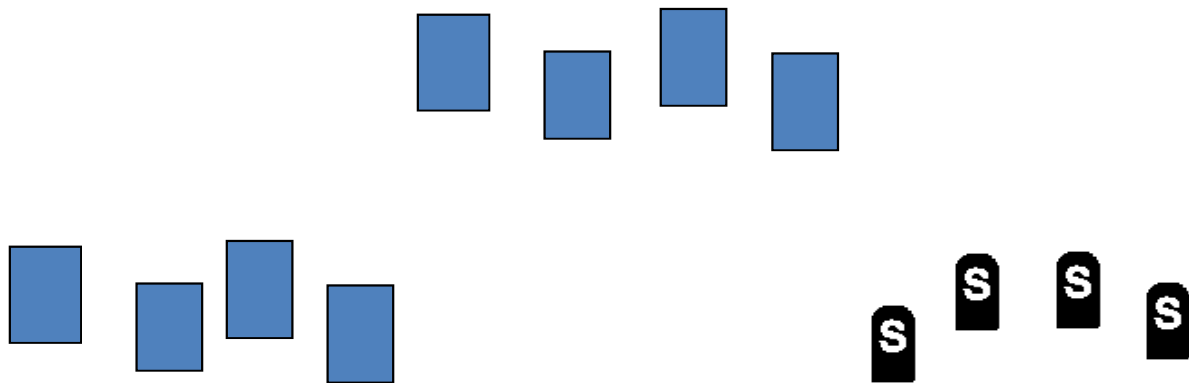
Shotgun - shoot the four shotgun targets in any order.

If starting on right, shoot shotgun, rifle then pistols.

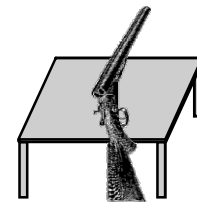
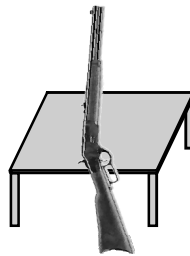
SRS NOVEMBER '21 STAGES

STAGE 4

Yer the Turkey!



START



START

Ammo: Pistols 10, Rifle 10 Shotgun 4

Staging: Rifle, loaded with 10 rounds, staged on center able.

Two pistols, loaded with five rounds each and holstered.

Shotgun, with at least four rounds on your person, staged on right table.

Starting Position: Standing behind the opposite table used last time. Both hands touching table.

Procedure: Shooter will say "Yer a Turkey...!" and wait for the beep.

After the beep, if on left, shoot pistols in a 2-3-3-2 sweep.

With rifle repeat pistol instructions.

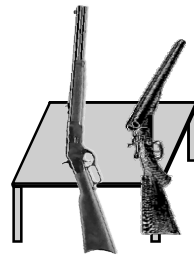
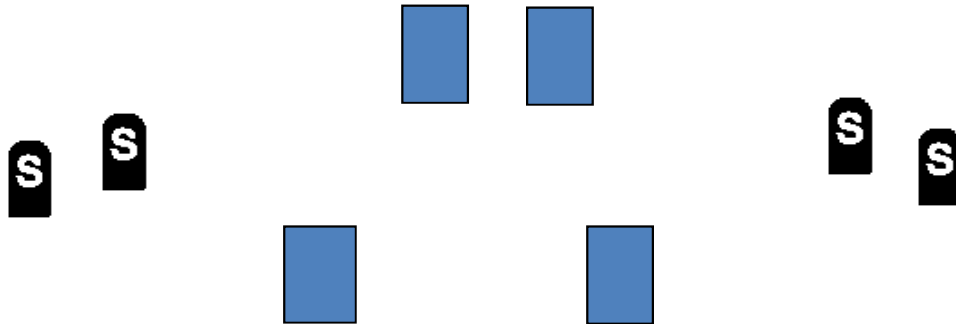
Engage the 4 shotgun targets.

If starting on right, shoot shotgun, rifle then pistols.

SRS NOVEMBER '21 STAGES

STAGE 5

Lucky Me



START

Ammo: Pistols 10, Rifle 10 Shotgun 4+

Staging: Rifle, loaded with 10 rounds, staged on table.
Two pistols, loaded with five rounds each and holstered.
Shotgun, with at least four rounds on your person, staged on table.

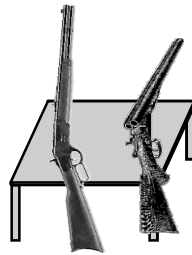
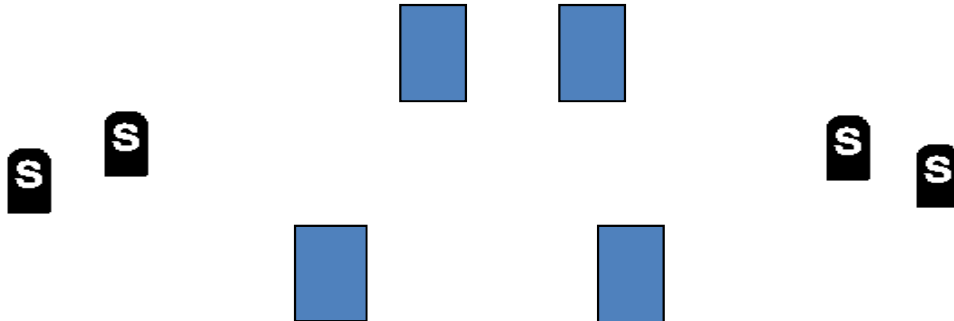
Starting Position: Standing behind table, hands touching gun(s) of choice.

Procedure: Shooter will say "**Lucky Me!**" and wait for the beep.
After the beep, shoot guns any order, rifle not last.
For rifle & pistols: Alternate between the two targets for 5 rounds, repeat instruction.
Shotgun - shoot the four shotgun targets in any order.

SRS NOVEMBER '21 STAGES

STAGE 6

Maybe not so lucky this time.



START

Ammo: Pistols 10, Rifle 10 Shotgun 2

Staging: Rifle, loaded with 10 rounds, staged on table.
Two pistols, loaded with five rounds each and holstered.
Shotgun open and empty on table, with at least two rounds on your person.

Starting Position: Standing behind table, hands touching gun(s) of choice.

Procedure: Shooter will say "**Maybe not. . . !**" and wait for the beep.
After the beep, shoot guns any order, rifle not last.
With rifle dump 5 shots on one target and 5 shots on the other.
With pistol repeat rifle instructions.
With shotgun, shoot **TWO** shotgun targets.