



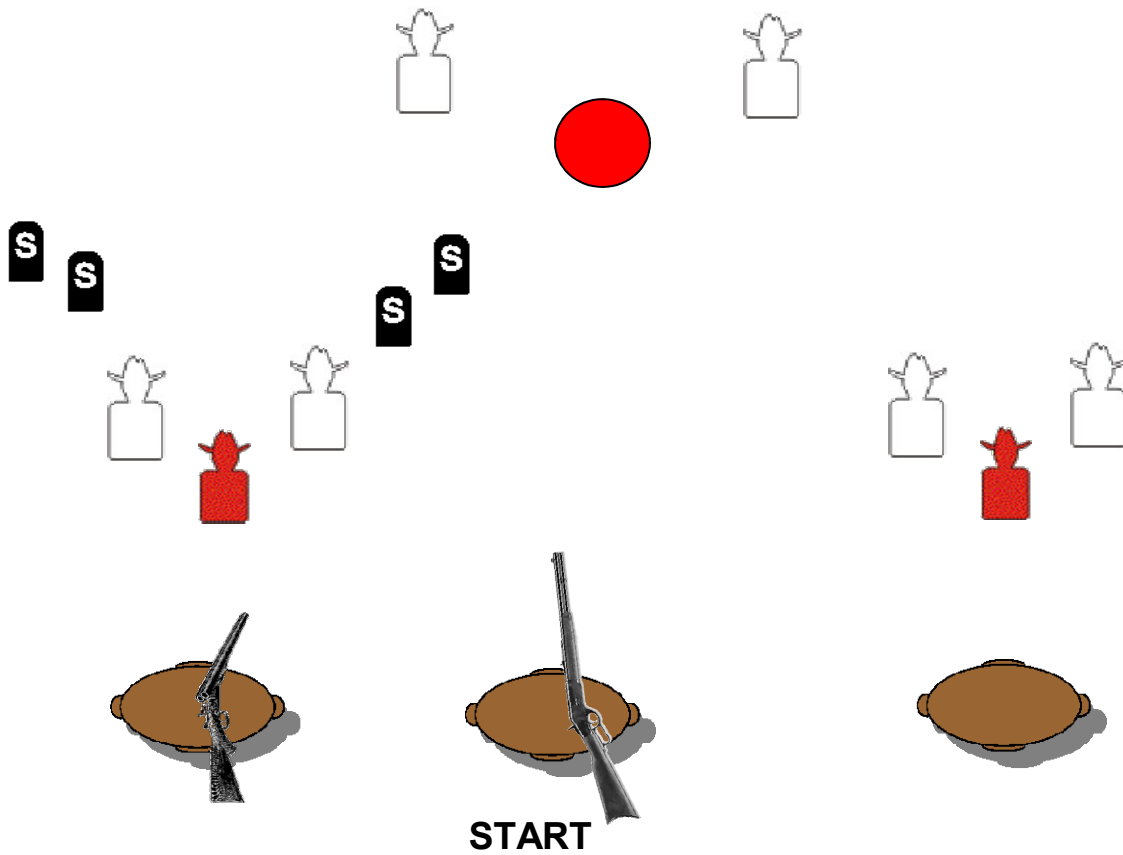
March 2021

Stages

SRS COWBOYS MARCH '21 SHOOT

WARM UP

Warmin Up fer Spring



Ammo: Pistols 10, Rifle 10 Shotgun 4+

Staging: Pistols holstered. Rifle on center table. Shotgun on Left table.

Start: Standing behind center table. Hands on hat.

Procedure: Say, "Hopin for a warm Spring!"

ATB, with rifle shoot two 1 - 3 - 1 sweeps from either direction.

At left table is shooter's choice - pistols or shotgun first.

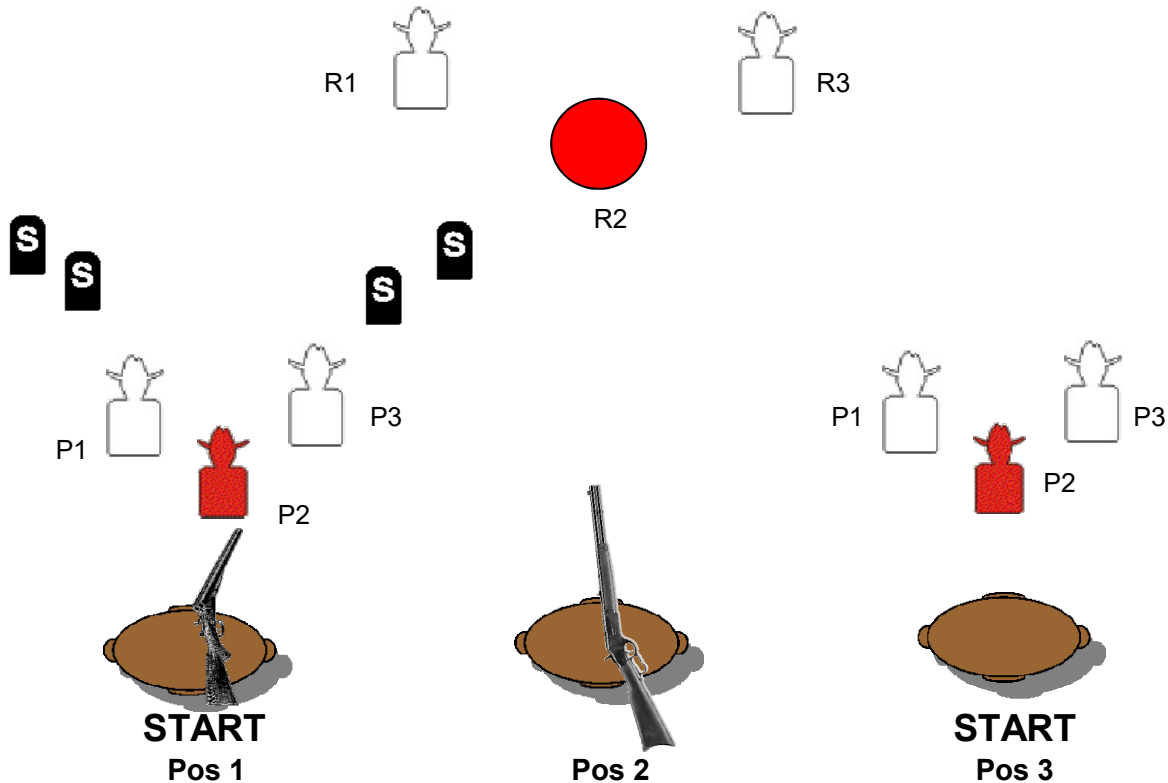
With shotgun, shoot knockdown targets.

With pistols, shoot two 1 - 3 - 1 sweeps from either direction.

SRS COWBOYS MARCH '21 SHOOT

STAGE 1

Pay yer money, make yer choice!



Ammo: Pistols 10, Rifle 10 Shotgun 4+

Staging: Rifle on center table and shotgun an outside table. Pistols holstered.

Start: Standing behind left or right table.

Hands on gun(s) of choice, not touching ammo.

Procedure: Say, "Lots of choices!!!"

ATB, If starting at POS 1 with shotgun engage S1-S4, make shotgun safe.

Or shoot pistol with P2 (center) three times, then P1 & P3 once each. (You may shoot pistol or Shotgun first. GF's may stage pistols at P2 after first pistol)

From POS 2 with rifle engage R2 three times, then R1 & R3 once each. Repeat.

From POS 3 with revolver engage P2 three times and then 1 & 2 once each.

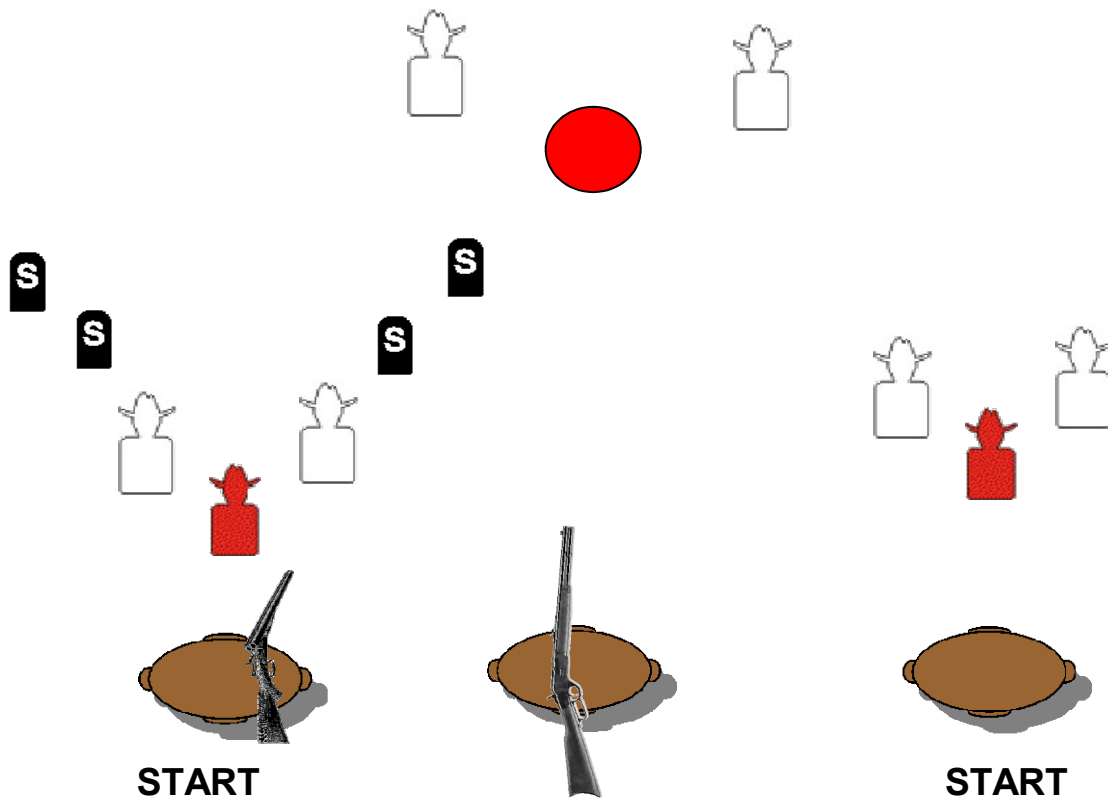
If starting from position 3, shoot pistol first, then rifle at Pos 2 and finish with the pistol & shotgun at Pos 1.

Revised

SRS COWBOYS MARCH '21 SHOOT

STAGE 2

A Happier Gunfighter!



Ammo: Pistols 10, Rifle 10 Shotgun 4+

Staging: Rifle loaded with 10 on center table. Shotgun open & empty on left table. Pistols loaded with 5 rounds each and holstered.

Start: Standing behind **left or right** table. Hands touching leather.

Procedure: Say, "A little different twist!"

If starting on left:

ATB - With shotgun, shoot the 4 knockdowns. Make shotgun safe.

With rifle, shoot center target twice, then sweep the three targets. Repeat.

Move to right table.

With pistols, repeat rifle instructions on the right pistol targets.

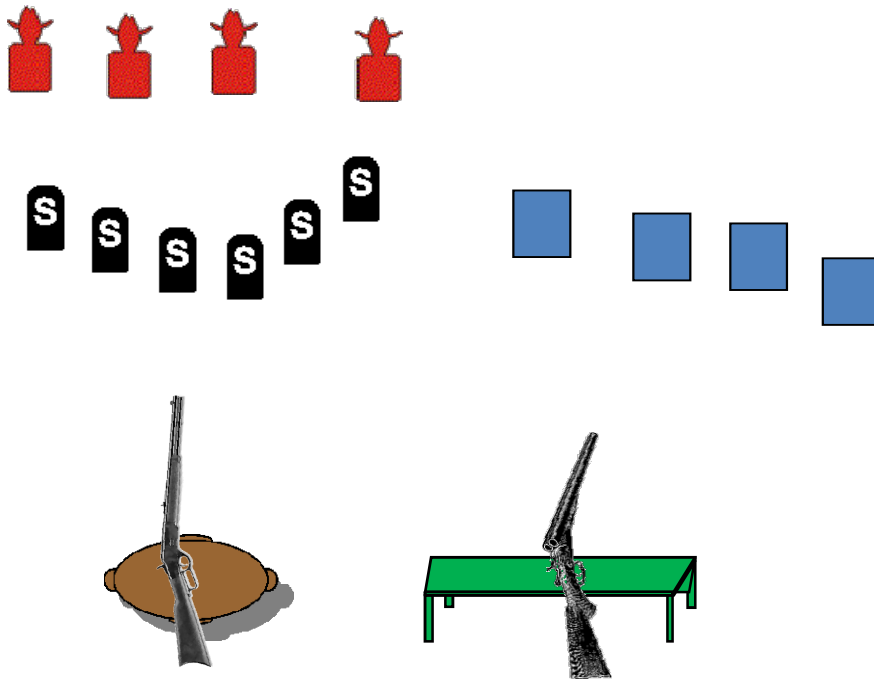
If starting on right, Shoot pistols, then rifle, then shotgun.

Revised

SRS COWBOYS MARCH '21 SHOOT

STAGE 3

Stan and his partner, Laurel



START

Ammo: Pistols 10, Rifle 10 Shotgun 4+

STAGING: Rifle loaded with 10 rounds held at port arms, SHOTGUN open and empty on table. PISTOLS loaded with 5 rounds each and holstered.

Start: Standing behind table with rifle at port arms.

Procedure: Say, "Ya think he's fast?!"

ATB engage the 4 RIFLE targets in a 3 – 2 – 2 – 3 sweep from either end.

Shooter's choice to shoot pistols or shotgun next.

With pistols, repeat the rifle instructions.

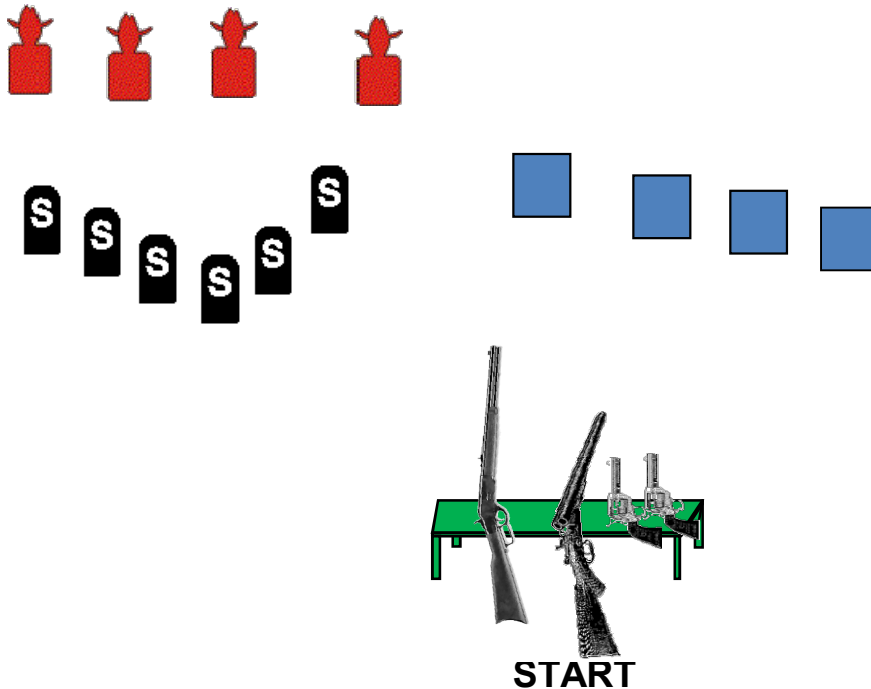
With SHOTGUN knockdown the 6 targets in any order.

Revised

SRS COWBOYS MARCH '21 SHOOT

STAGE 4

Stan and his partner, Deliver



Ammo: Pistols 10, Rifle 10 Shotgun 4+

STAGING: Rifle loaded with 10 rounds, SHOTGUN open and empty, PISTOLS loaded with 5 rounds each. **All guns staged on table.**

Start: Standing behind table with both hands on rifle.

Procedure: Say, "Ya ain't seen nothing yet!"

ATB engage the 4 RIFLE targets in a Nevada sweep from either end.

With SHOTGUN knockdown the 6 targets in any order.

Engage the 4 PISTOL targets in a Nevada sweep from either end.

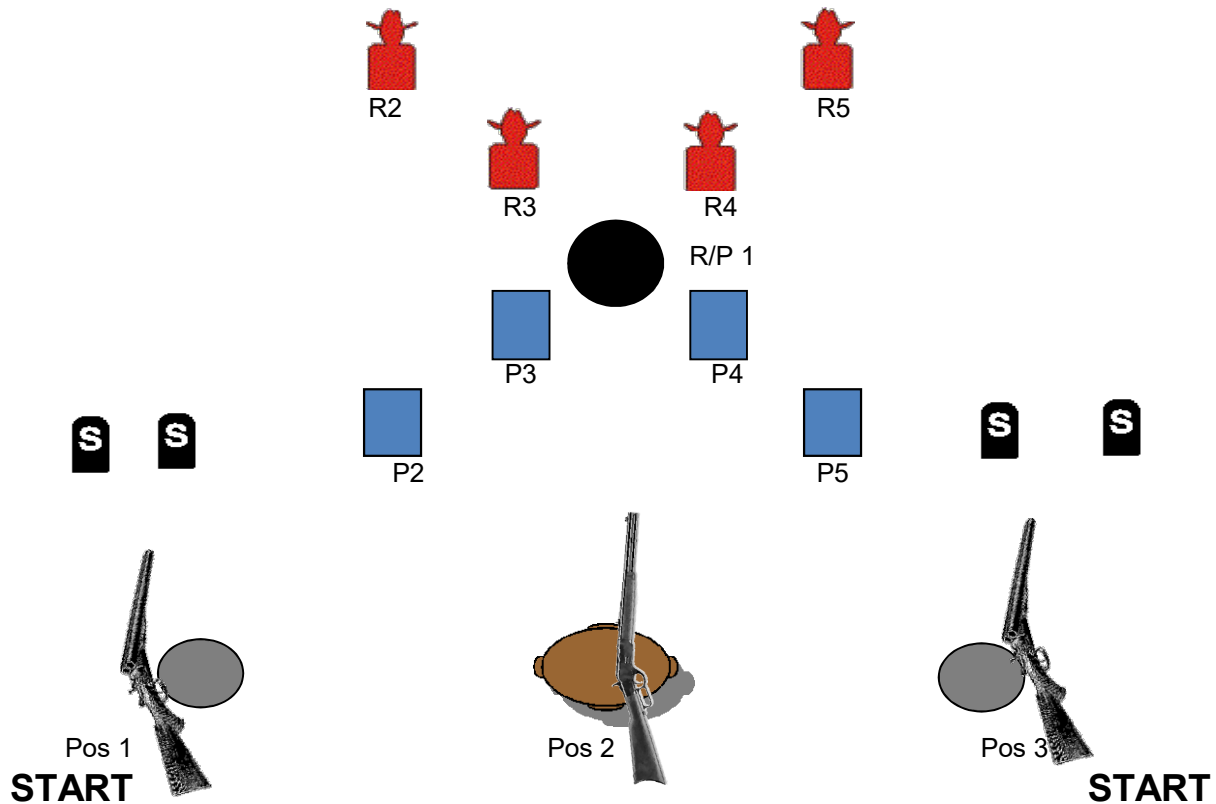
Note: Empty pistols may be restaged or holstered.

Revised

SRS COWBOYS MARCH '21 SHOOT

STAGE 5

X marks the spot!



Ammo: Pistols 10, Rifle 10 Shotgun 4+

Staging: Rifle loaded with 10 rounds, staged at POS 2. Shotgun open and empty, in hands at either POS 1 or POS 3. Pistols loaded with 5 rounds each, holstered.

Start: Standing at Pos 1 or 3 with empty shotgun in hands.

Procedure: Say, "Let's give this a try!"

ATB knockdown the 2 shotgun targets, any order. From anywhere on firing line, engage last 2 shotgun targets.

With rifle, engage the 5 rifle targets, center target 3 times, 4 top targets once each, **then** center target 3 times (example; 1,1,1,2,3,4,5,1,1,1), make safe.

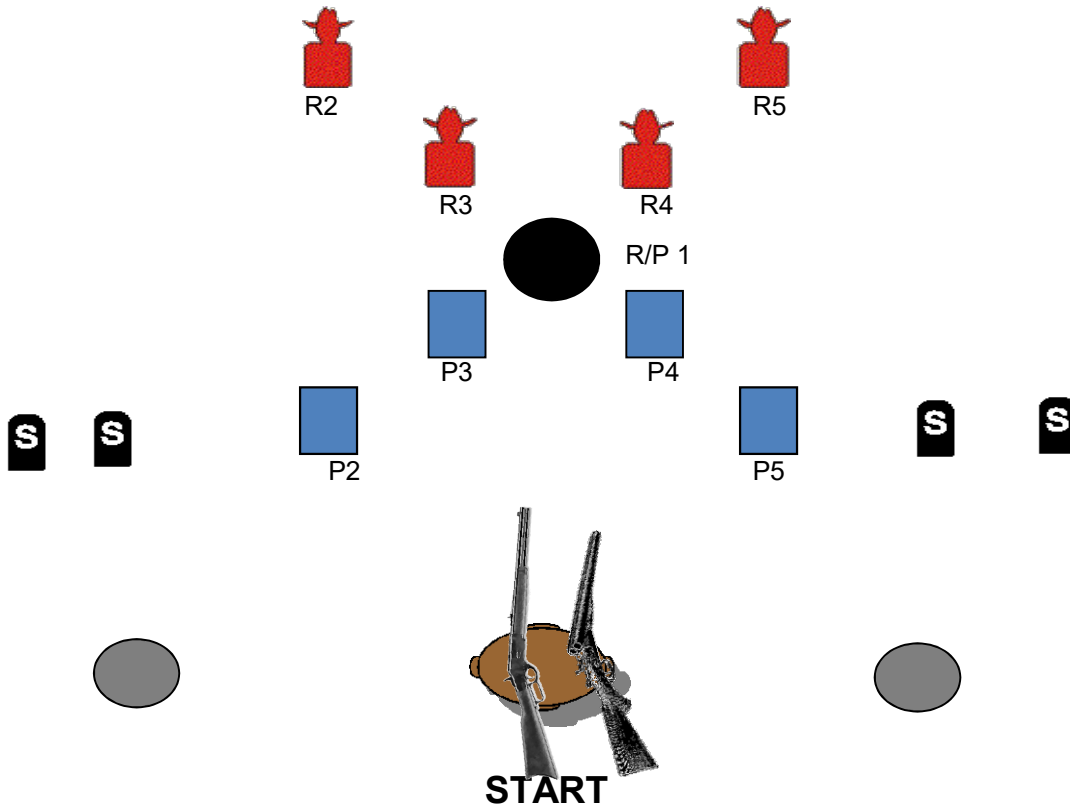
With pistols engage the 5 (closer) pistol targets, with the rifle instructions.

Revised

SRS COWBOYS MARCH '21 SHOOT

STAGE 6

All crossed out!



Ammo: Pistols 10, Rifle 10 Shotgun 4+

Staging: Rifle loaded with 10 rounds, staged open table. Shotgun open and empty on table. Pistols loaded with 5 rounds each, holstered.

Start: Standing at the table. Hands on pistols.

Procedure: Say, "**This will be better!**"

ATB With pistols starting on either end, engage P2, P2, then P3, P1, P4, then P5, P5, P4, P1, P3. **OR** P5, P5, P4, P1, P3, then P2, P2, P3, P1, P4.

With rifle, repeat pistol instructions.

With shotgun and engage the 4 knockdown targets in any order.

(You may move **before** engaging each shotgun target pair if you like
- just be careful of the 170 rule.)

Revised