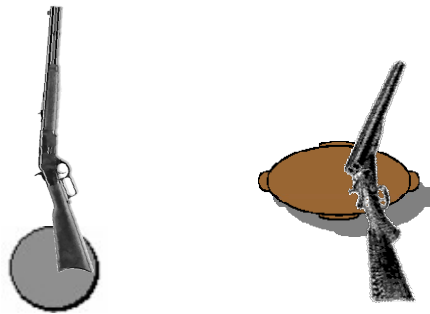
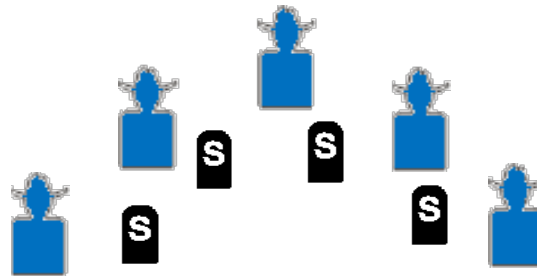




Independence'21
Stages

WARM UP FOR FREEDOM

The last stage leaves at 7 - Be under it!



START

Ammo: Pistols 10, Rifle 10 Shotgun 4+

Staging: Rifle with 10 rounds held in both hands. Pistols holstered.
Shotgun on table, pointing down range

Start: Standing one foot touching the stone. Rifle in both hands.

Procedure: Say, "Let's get Started!!"

After the beep, with rifle do a Nevada Sweep double tapping the 5th target.
Take rifle and move to the table. Then shoot either Shotgun or pistols next.

With pistols, repeat rifle instructions.

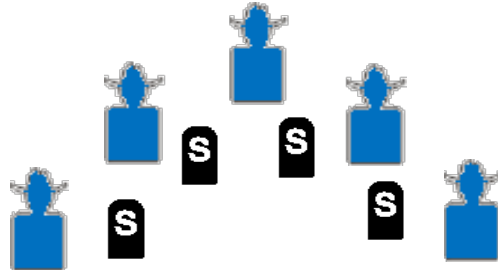
With shotgun, shoot the 4 knockdown targets.

SRS COWBOYS JULY '21 SHOOT

STAGE 1

You Must Fight to Keep Our Independence!

Once upon a time, the cowboys and cowgirls had to meet 6 stages.
And there's a gunfight each time! The first stage involved 5 Guys!



START

Ammo: Pistols 10, Rifle 10 Shotgun 4+

Staging: Rifle pointed down range. Pistols holstered.
Shotgun on table, pointing down range

Start: Standing one foot touching the stone, rifle in both hands.

Procedure: Say, "Not fair, It's only 5 to 1!"

After the beep, shoot rifle targets starting on either side, sweeping 1 - 2 - 4 - 2 - 1.
(1 on outside, 2 next, 4 in middle, etc)

Take rifle and move to the table.

Shooter's choice as to pistols or shotgun.

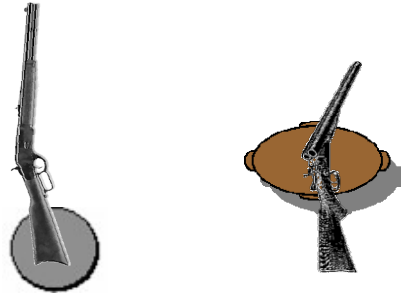
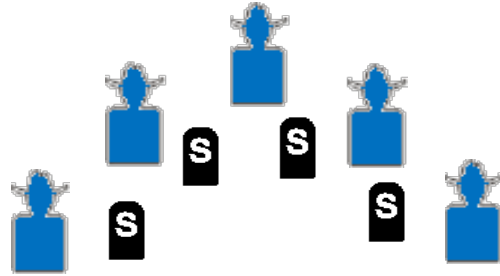
With pistols, repeat the instructions for the rifle targets.

With shotgun, shoot knockdown targets.

SRS COWBOYS JULY '21 SHOOT

STAGE 2

The last stage leaves at 7 - Be under it!



START

Ammo: Pistols 10, Rifle 10 Shotgun 4+

Staging: Rifle with 10 rounds held at cowboy port arms. Pistols holstered.
Shotgun pointing safely down range on table.

Start: Standing one foot touching the stone. Rifle at cowboy port arms.

Procedure: Say, "The Last Stage out!!"

After the beep, with rifle double-tap the middle target, then double tap the other targets working **inside out**. (Center, then middle targets, then outside targets.)

Take rifle to the table.

Shooter's choice as to pistols or shotgun.

With pistols stating on either side, do a Nevada sweep of 3 targets on one side, starting on the outside target.

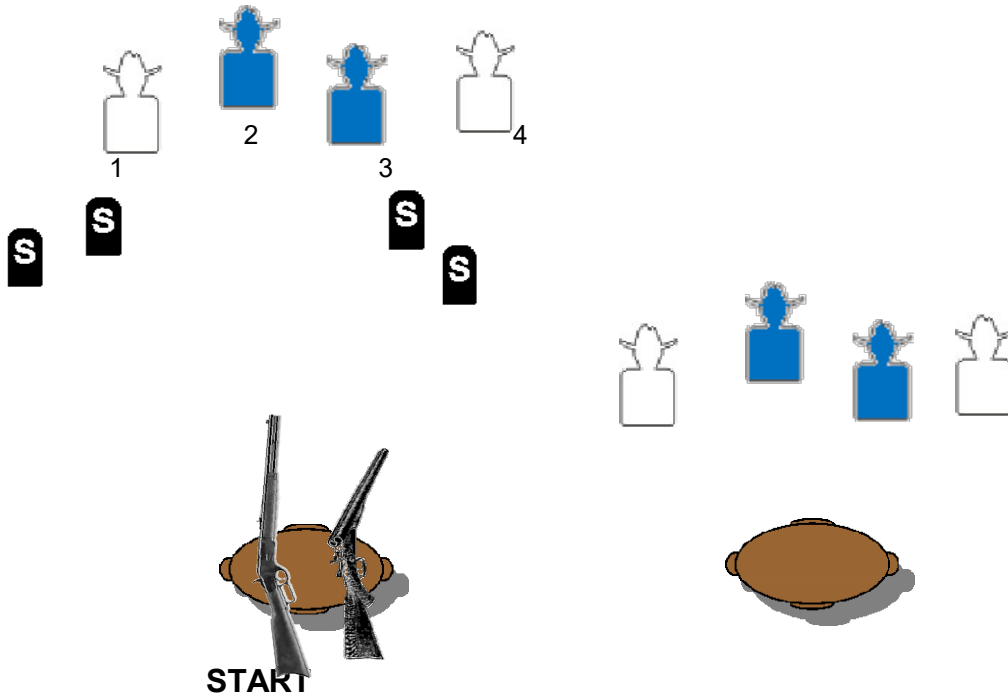
Then Nevada sweep on the 3 targets on the other side, starting on the outside target.

With shotgun, shoot the 4 knockdown targets.

SRS COWBOYS JULY '21 SHOOT

STAGE 3

A cheatin Gambler!



Ammo: Pistols 10, Rifle 10 Shotgun 4+

Staging: Rifle and shotgun on Left table. Pistols holstered.

Start: Standing behind table. Hands not touching guns.

Procedure: Say, "Countin' cards??!"

After the beep, shoot rifle starting on either outside target, double-tap the outside target then alternate between 2 & 1. Then repeat on the opposite 2 targets, starting on the outside. Example, 1,1,2,1,2 the 4,4,3,4,3. **Note:** no triple-taps allowed.

Get shotgun, and shoot shotgun targets.

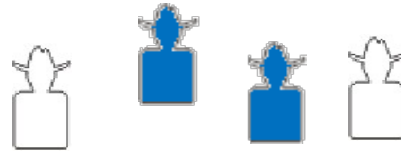

Move to right table.

With pistols, repeat rifle instructions.

SRS COWBOYS JULY '21 SHOOT

STAGE 4

Yup another stage to meet on a hot, windy day!



Ammo: Pistols 10, Rifle 10 Shotgun 4+

Staging: Pistols holstered, Rifle & Shotgun on Left table.

Start: Standing behind right table. Hands on hat.

Procedure: Say, "It's a warm wind!"

After the beep, shoot the pistol targets in a Nevada sweep, double-tapping the white targets. "Cat herder's sweep."

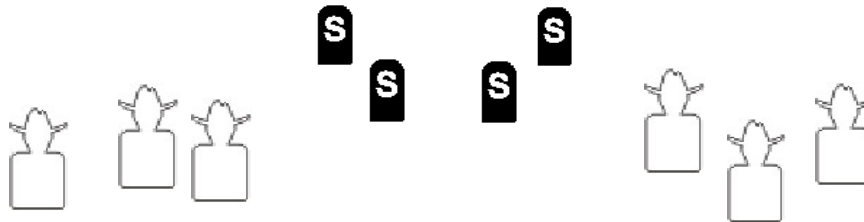
Move to table and with Rifle repeat the instructions used for the pistols.

With shotgun, shoot shotgun targets until down.

SRS COWBOYS JULY '21 SHOOT

STAGE 5

A stage full! Nine bad guys! Some on each side!



START



START

Ammo: Pistols 10, Rifle 10 Shotgun 4+

Staging: Pistols holstered, Rifle & Shotgun on table.

Start: Standing either table - at least one foot behind table. Hands on S/G belt.

Procedure: Say, "Side to Side!"

After the beep, shoot the pistol targets with 5 shots on the three targets.

Move other side and repeat. Watch the 170 degree rule. (At least one foot behind each table)

Move to center, with rifle and shoot 5 shots on 3 targets - repeat instructions.

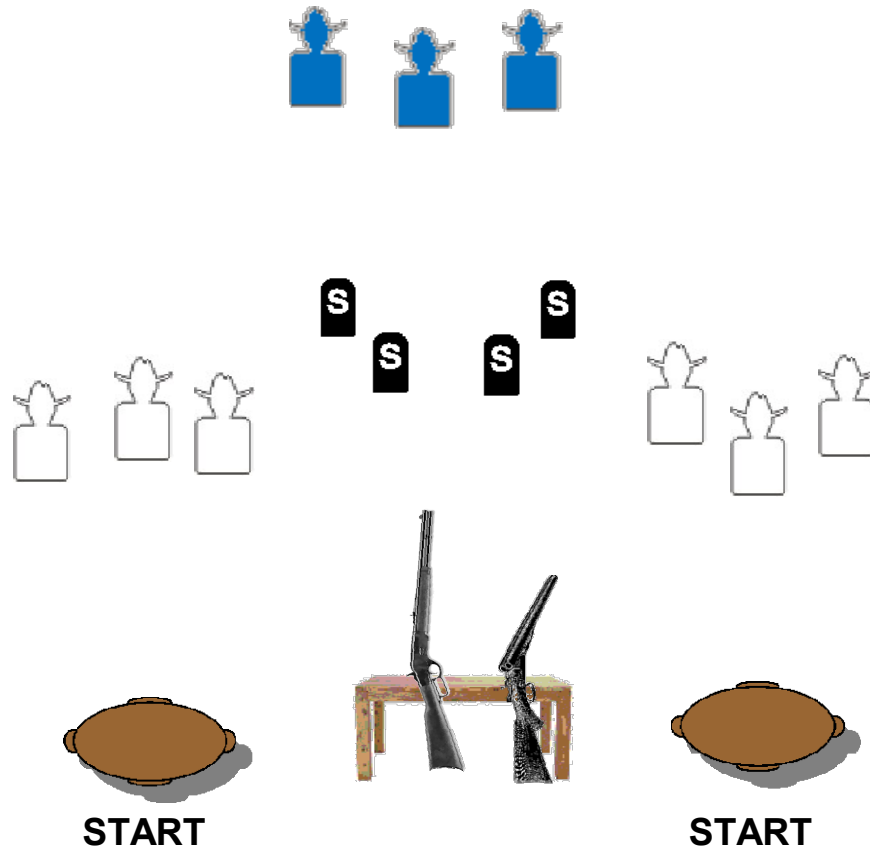
With shotgun, shoot shotgun targets.

SRS COWBOYS JULY '21 SHOOT

STAGE 6

In this fight, you have to take a side!

Take the Side of Freedom!



Ammo: Pistols 10, Rifle 10 Shotgun 4+

Staging: Pistols holstered, Rifle & Shotgun on table. Hands on pistols

Start: Standing either left or right side - at least one foot behind table.
Hands on pistols.

Procedure: Say, "Looks one Sided to Me!"

After the beep, shoot the center pistol target 4 times, then do a double-tap sweep of all three targets.

Move to center, get rifle and repeat pistol instructions.

With shotgun, shoot shotgun targets.