



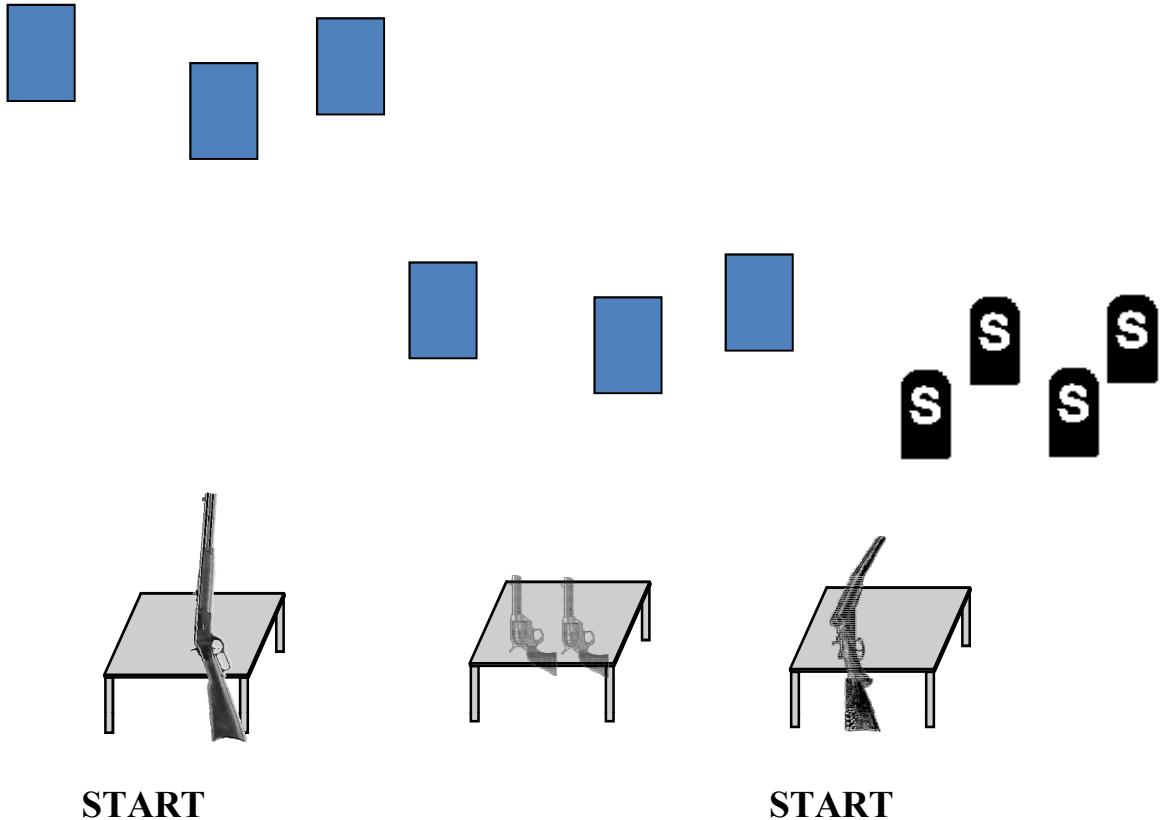
South River Shootists'
January 2021
Match Stages

Provided by Marauder & Crew

SRS THANKSGIVING '17 STAGES

Warm up

I hope I can warm up.



Ammo: Pistols 10, Rifle 10 Shotgun 4+

Staging: Pistols holstered, Rifle on left table, Shotgun on right table.

Starting Position: Standing behind the left table hands touching staged gun.

Procedure: Shooter will say "Let's Shoot!" and wait for the beep.
If on left, With rifle, do a double-tap Nevada sweep on the rifle targets.

From near center table, with pistols repeat rifle instructions.

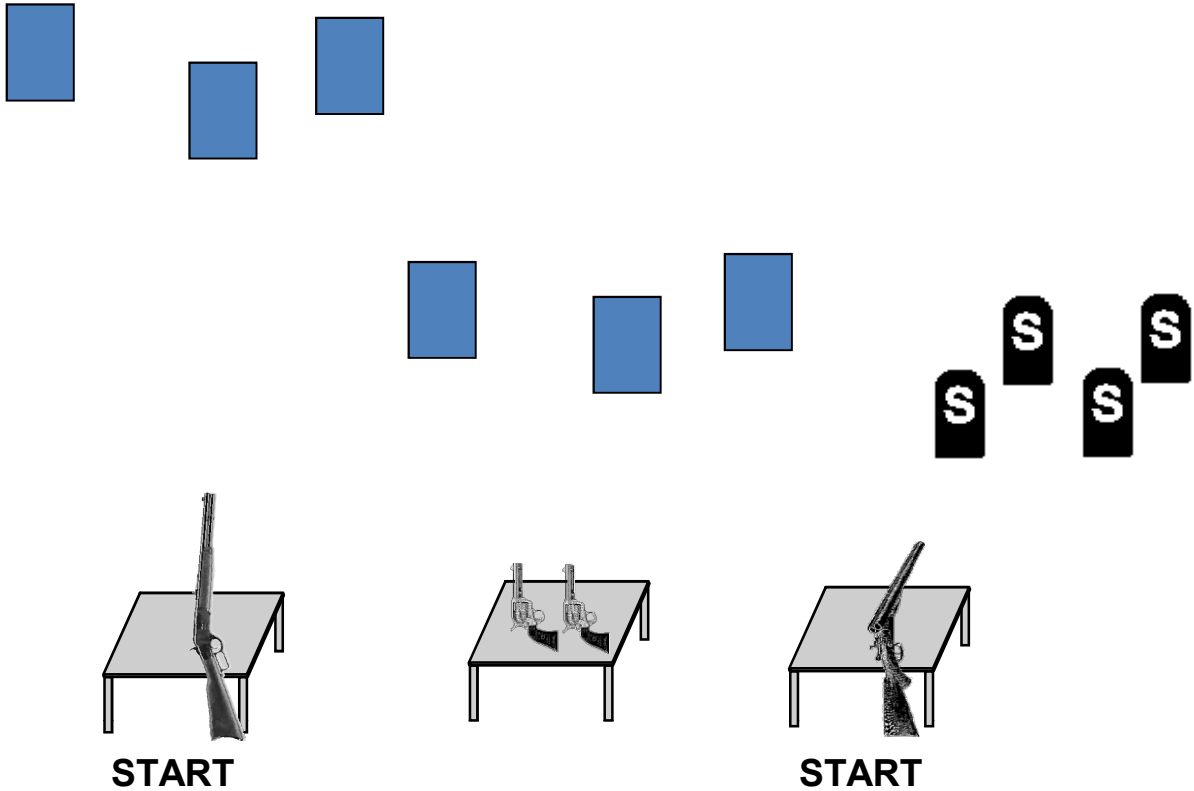
With shotgun engage shotgun targets.

If starting on right, shoot shotgun, pistols, then rifle.

SRS JANUARY '21 STAGES

STAGE 1

It's a Whole New Year!



Ammo: Pistols 10, Rifle 10 Shotgun 4+

Staging: Two pistols, loaded with five rounds each and holstered.
Rifle, loaded with 10 rounds, staged on left table.
Shotgun, with at least four rounds on your person, staged on right table.

Starting Position: Standing behind center of the table of the rifle **or** shotgun. Posture of choice, hands on hat

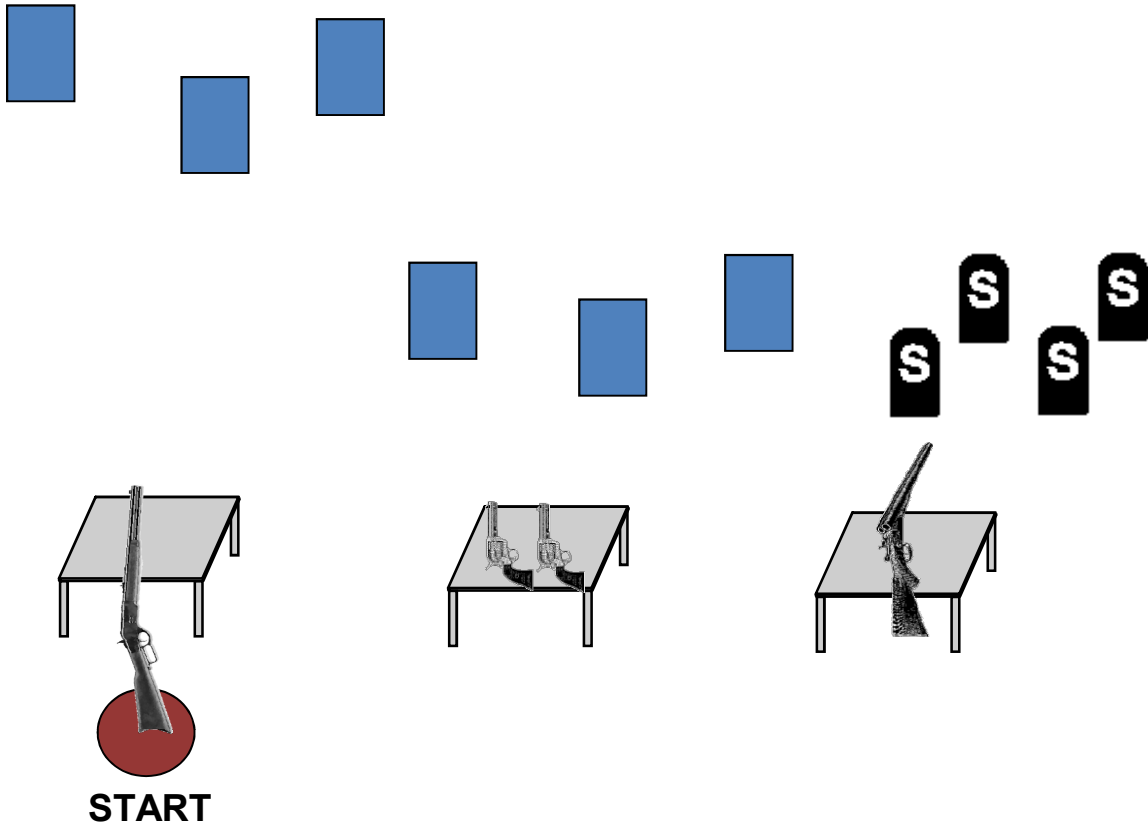
Procedure: Shooter will say "**A New Resolution!**" and wait for the beep.
After the beep, if starting on left, with rifle do a Nevada sweep on the rifle targets for 10 rounds, ending on the center target. Restage rifle safely.
At the center table with pistols repeat rifle instructions.
Shotgun - shoot the four shotgun targets in any order. Restage shotgun safely.

If starting on right, shoot shotgun, pistols, then rifle.

SRS JANUARY '21 STAGES

STAGE 2

And it's COLD!



Ammo: Pistols 10, Rifle 10 Shotgun 4

Staging: Two pistols, loaded with five rounds each and holstered. Rifle, loaded with 10 rounds, held in both hands. Shotgun staged on right table.

Starting Position: Standing with at least one foot touching the starting stone, rifle in hands.

Procedure: Shooter will say "**I'm almost Warm!**" and wait for the beep. After the beep, from rifle location, shoot the center target twice, then an outside target 3 times. Shoot center target twice and the other outside target 3 times.

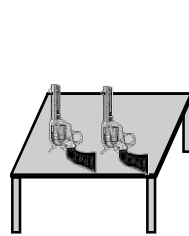
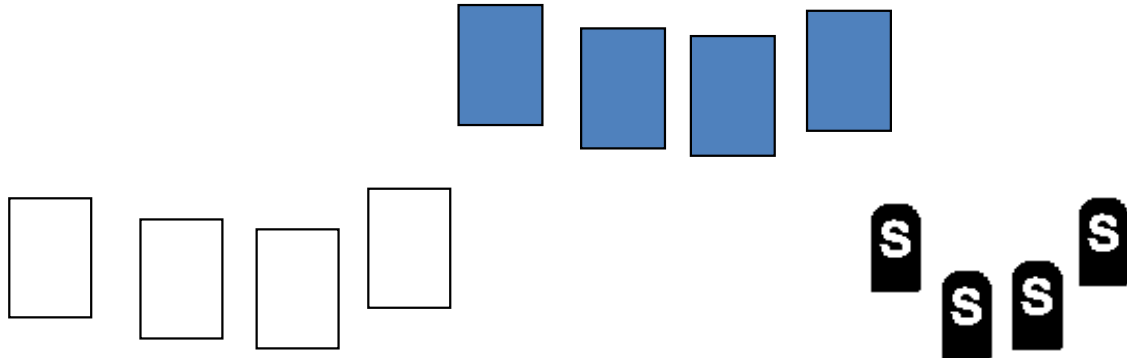
Move to center table and with pistol, shoot pistols with the rifle instructions.

Move to Shotgun and shoot the four shotgun targets in any order.

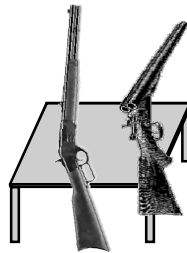
SRS JANUARY '21 STAGES

STAGE 3

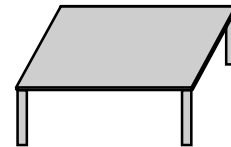
The Middle Ones



START



START



Ammo: Pistols 10, Rifle 10 Shotgun 4+

Staging: Two pistols loaded with five rounds each and holstered.

Rifle, loaded with 10 rounds, staged on the center table.

Shotgun, with at least four rounds on your person, staged on the center table.

Starting Position: Behind the left OR the center table - Hands touching belt.

Procedure : Shooter will say "**In the Middle!**" and wait for the beep.

If starting on left, ATB, with at least one foot behind the left table, with pistols, shoot one of the middle targets, then sweep all four. Repeat starting on the other middle target.

Move to center table and with rifle and repeat the instructions for the pistols. Return rifle to the table.

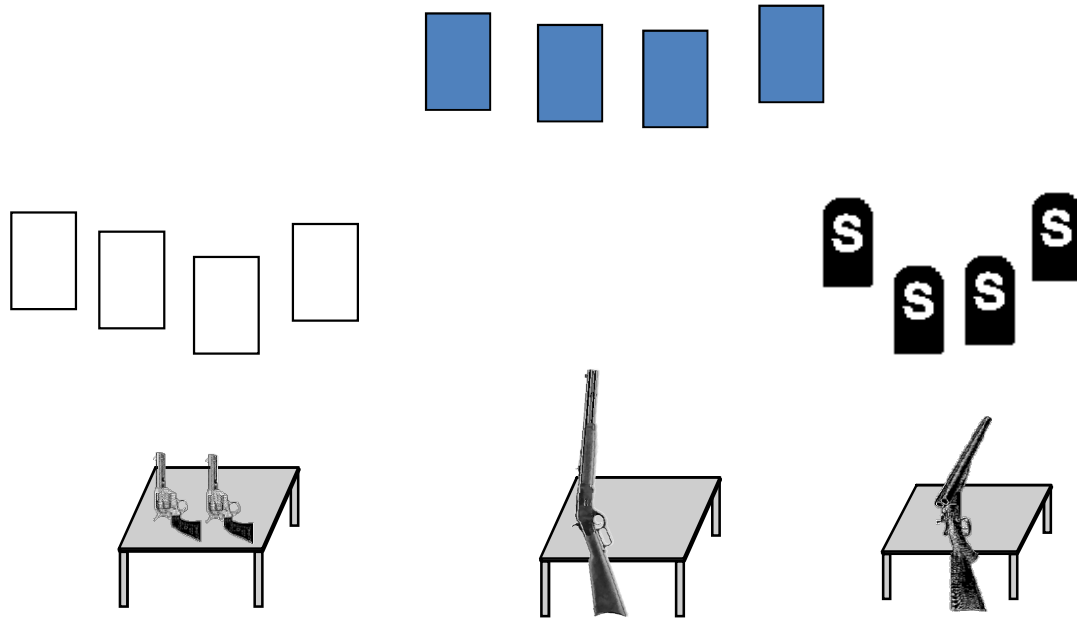
Retrieve Shotgun and engage the shotgun targets. (You may move to right table if you wish.)

If starting on center table, shoot Shotgun, Rifle, then move & shoot pistols.

SRS JANUARY '21 STAGES

STAGE 4

Where the Camp Fire!



START

Ammo: Pistols 10, Rifle 10 Shotgun 4+

Staging: Two pistols loaded with five rounds each and holstered.

Rifle, loaded with 10 rounds, staged on the center table.

Shotgun, with at least four rounds on your person, staged on the center table.

Starting Position: Standing behind the center of the left table. Hands on pistol(s)

Procedure : Shooter will say "**Light the Camp Fire!**" and wait for the beep.

ATB, shoot pistol targets with a Reverse Lawrence Welk Sweep, starting either side.

Move to rifle . Repeat pistol instructions.

Retrieve shotgun from the table and engage Shotgun targets any order.

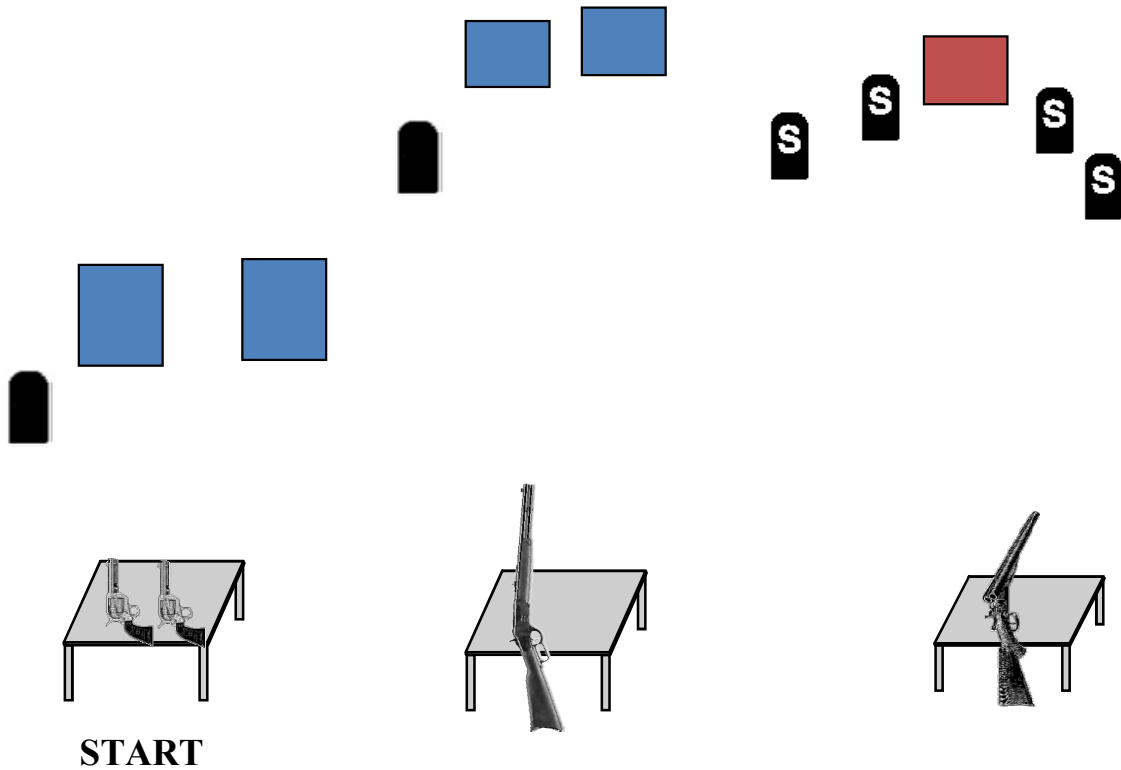
* Lawrence Welk Sweep: 4 on 1st target, 3 on 2nd target,
2 on 3rd target & 1 on the 4th target

SRS JANUARY '21 STAGES

STAGE 5

Happy New Year

How's This Here Work?



Ammo: Pistols 10, Rifle 10 Shotgun 4+

Staging: Pistols holstered, Rifle on center table,
Shotgun on right table.

Start: With hands on pistols,
Standing behind the left table.

Procedure: When ready say “Ain’t that the way it works?”

With pistols, shooting from table, shoot the pistol targets in a Lawrence Welk sweep beginning on the knockdown target. (1-2 on 2, 3 on 3 & 4 on TGT 2)

From center table, shoot the rifle targets as per the pistol instructions.

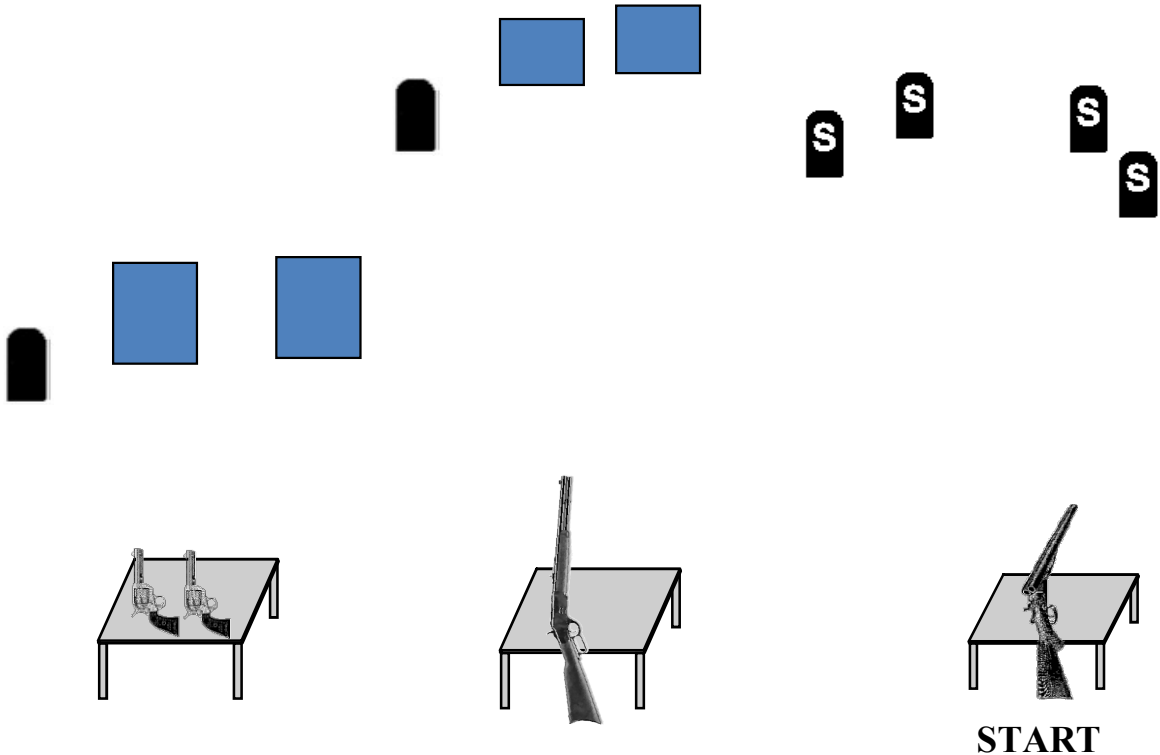
With shotgun knock down the four targets.

If needed, shoot the rectangular target to make up any knockdown left standing.

SRS JANUARY '21 STAGES

STAGE 6

Some Variety for Ya.



Ammo: Pistols 10, Rifle 10 Shotgun 4+

Staging: Pistols holstered, Rifle on center table,
Shotgun on right table.

Start: Standing - at least one foot behind right table, posture of choice, not touching gun.

Procedure: When ready, say "**Let's Finish This!!!!**"

Shoot the shotgun knockdown targets in any order.

With rifle, shoot the knockdown until down, then put up to 4 rounds on one rectangle, and up to 5 on the other (assuming you have enough).

Move to left table and with pistols repeat the instructions for the rifle.