

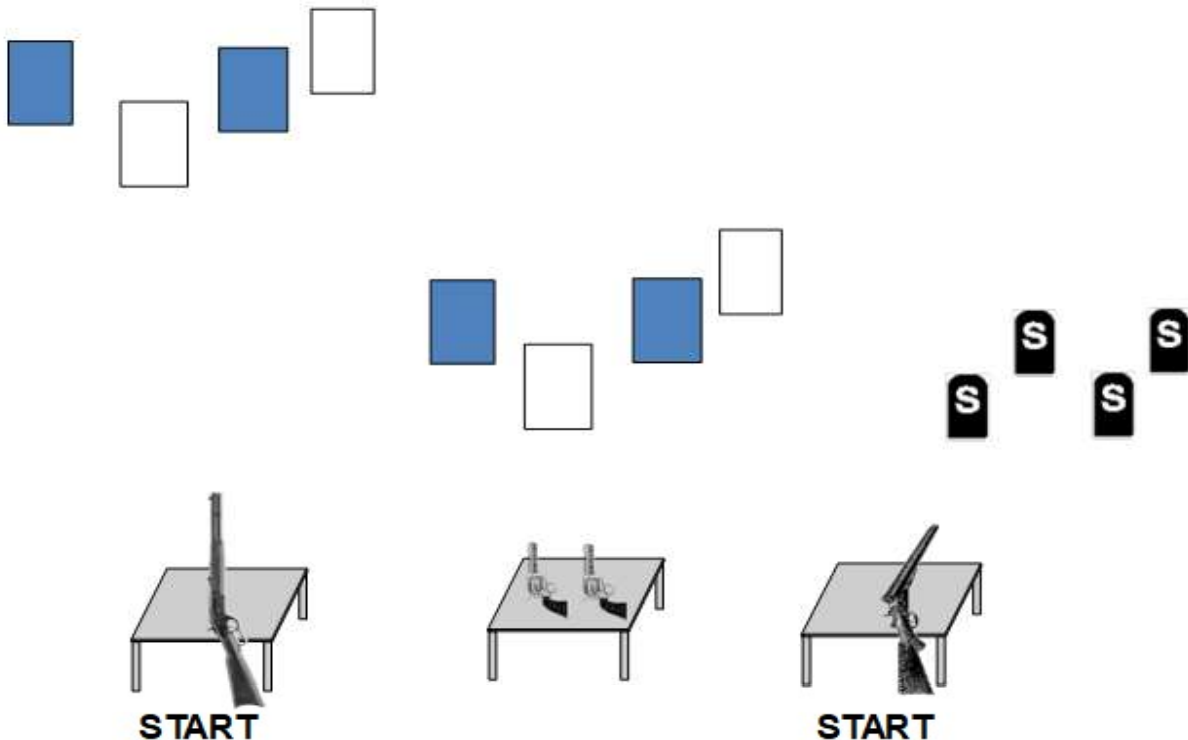


South River Shootists'
October 2020
Match Stages

Provided by Marauder & Crew

SRS SCARY OCTOBER '20 STAGES

WARM UP



Ammo: Pistols 10, Rifle 10 Shotgun 4+

Staging: Two pistols, loaded with five rounds each and holstered. Rifle, loaded with 10 rounds, staged on left table.

Shotgun, with at least four rounds on your person, staged on right table.

Starting Position: Standing with at least one foot behind left or right table.

Procedure: Shooter will say "Let's Warm UP!" and wait for the beep.

If starting at **left table**, hands touching staged rifle. Shoot a 2-3-3-2 sweep from either end.

With pistols repeat rifle instructions.

Move to shotgun and shoot the shotgun knockdown targets.

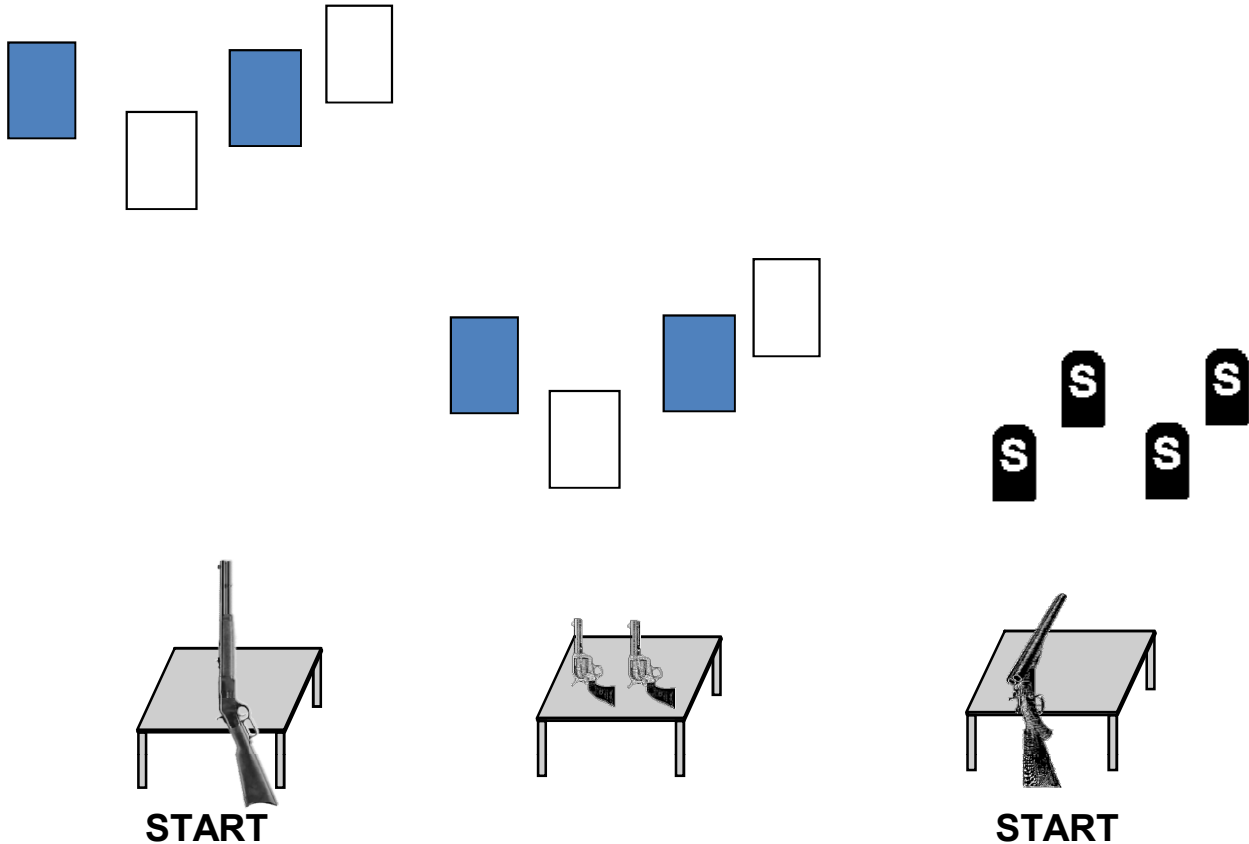
If starting from **right table**, one hand on shotgun and one touching shotgun rounds.

Repeat pistol and rifle instructions.

SRS SCARY OCTOBER '20 STAGES

STAGE 1

Fall Has Fallen



Ammo: Pistols 10, Rifle 10 Shotgun 4+

Staging: Two pistols, loaded with five rounds each and holstered.

Rifle, loaded with 10 rounds, staged on left table.

Shotgun, with at least four rounds on your person, staged on right table.

Starting Position: Standing behind center of the table of the rifle **or** shotgun.

One hand on gun. (Other hand may be touching shells.)

Procedure: Shooter will say "I'm not fallen for That!" and wait for the beep.

After the beep, if starting on left, with rifle do a Cat Herder's sweep on the rifle targets.

(Double-tap end targets) Make rifle safe..

From behind center table, shoot pistols with the same instructions as the rifle.

Get shotgun from right table- shoot the four shotgun targets in any order.

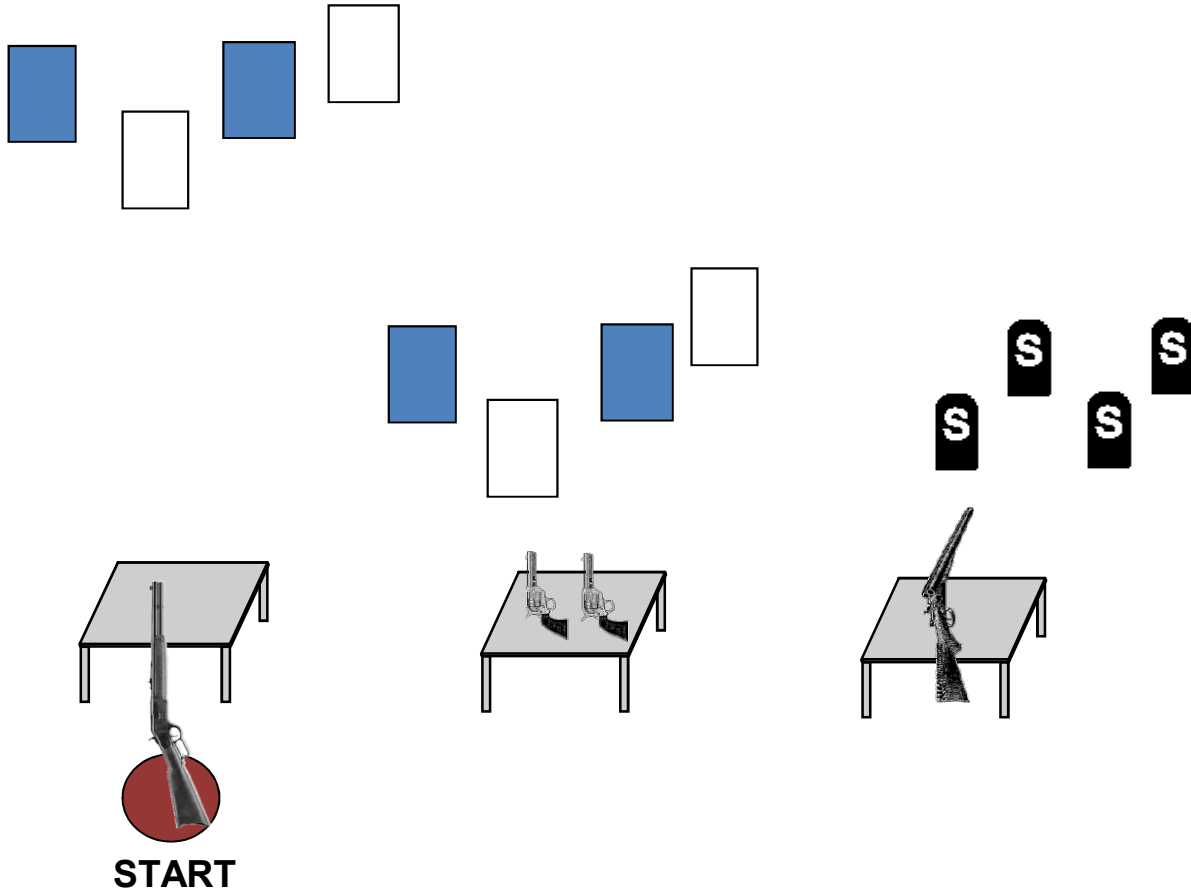
(Make shotgun safe).

If starting on right, shoot shotgun, pistols, then rifle.

SRS SCARY OCTOBER '20 STAGES

STAGE 2

TWO-Timing, Sometimes



Ammo: Pistols 10, Rifle 10 Shotgun 4

Staging: Two pistols, loaded with five rounds each and holstered. Rifle, loaded with 10 rounds at port arms. Shotgun staged on right table.

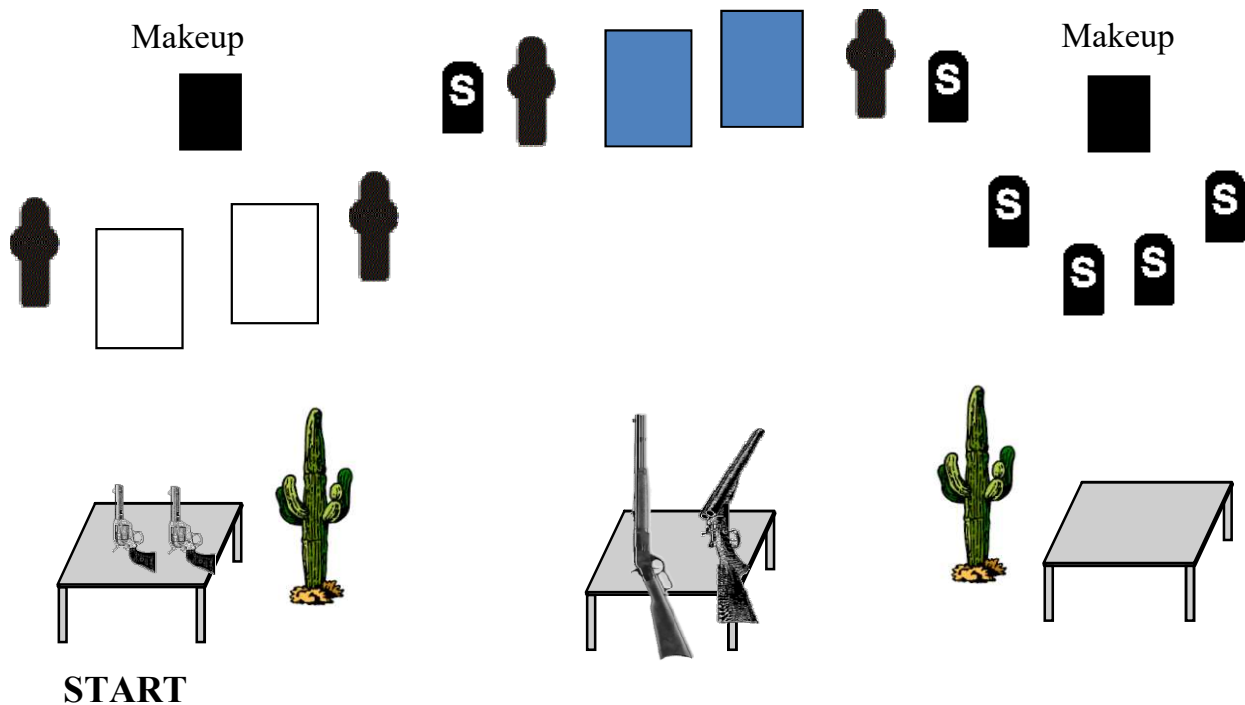
Starting Position: Standing with at least one foot touching the starting stone, rifle at port arms.

Procedure: Shooter will say "**Why you two-timing. . . !**" and wait for the beep. After the beep, with rifle do a continuous Nevada sweep double tapping every other target. 1 - 2 - 1 - 2 - 1 - 2 - 1 (Start on either end). Make rifle safe. From center table, with pistols, repeat the rifle instructions. Move to Shotgun and shoot the four shotgun targets in any order.

SRS SCARY OCTOBER '20 STAGES

STAGE 3

Stand - I'll Deliver



Ammo: Pistols 10, Rifle 10 Shotgun 6+

Staging: Two pistols loaded with five rounds each and holstered. Rifle, loaded with 10 rounds, staged on the center table. Shotgun, with at least six rounds on your person, staged on the center table.

Starting Position: Standing behind the left table.

Procedure : Shooter will say "**You Stand and I'll Deliver!**" and wait for the beep. ATB, using pistols, starting on a knockdown, shoot the knockdown, then double-tap the two stationary targets. Repeat instructions for second pistol.

Retrieve rifle and repeat the instructions for the pistols.

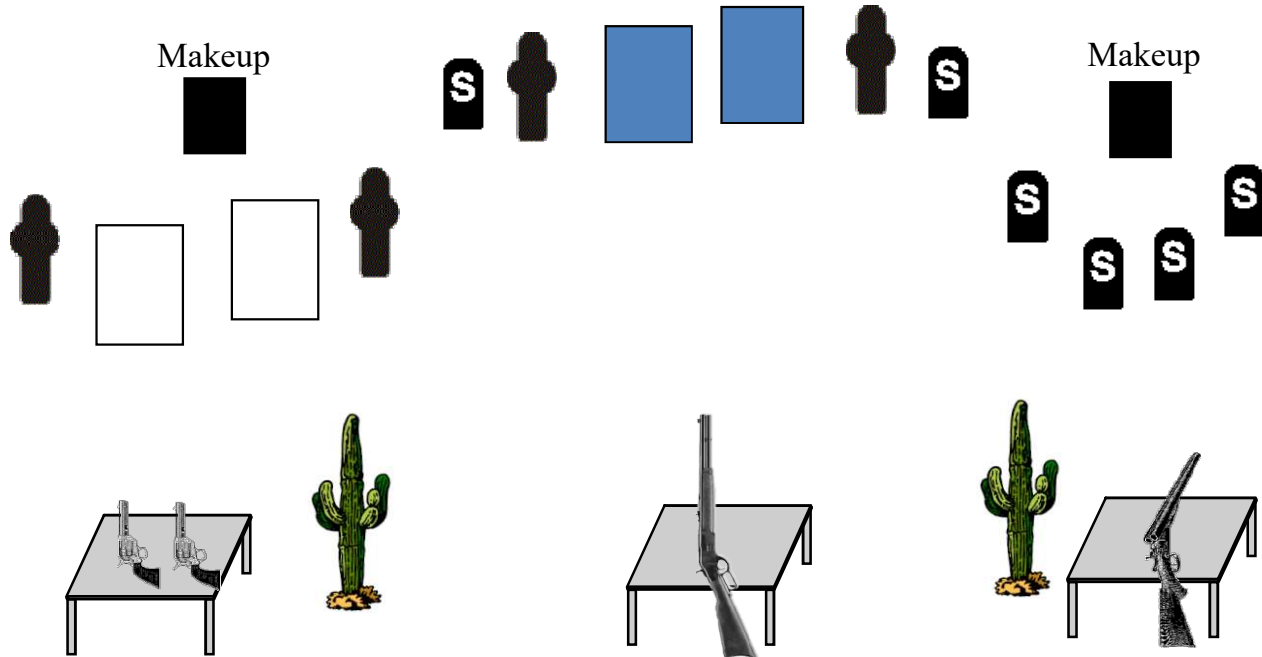
With shotgun, engage 2 knockdowns at rifle location.

Move to last table (past cactus) and engage the 4 knockdowns.

NOTE: You may make any standing pistol or rifle knockdowns by shooting the shotgun at the stationary target behind shotgun targets.

SRS SCARY OCTOBER '20 STAGES

STAGE 4



START

Ammo: Pistols 10, Rifle 10 Shotgun 6+

Staging: Two pistols loaded with five rounds each and holstered.
Rifle, loaded with 10 rounds, staged on the center table.
Shotgun, with at least six rounds on your person, staged on the right table.

Starting Position: Standing behind right table.

Procedure : Shooter will say "**Four One!**" and wait for the beep.
ATB, Engage 4 knockdowns. Move to center table and engage 2 more knockdowns.

With rifle, shoot stationary target with 4 rounds, then a knockdown. Repeat.
(You may carry S/G as needed to make up Rifle or Pistol knockdowns)


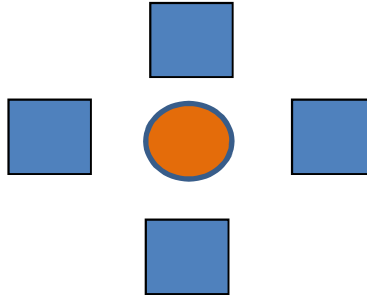
Move to last table and with pistols, repeat rifle instructions.

NOTE: Shooter then may use shotgun to make up any standing knockdowns
on the stationary target behind the pistol targets.

SRS SCARY OCTOBER '20 STAGES

STAGE 5

Circle the Pumpkin



START

Ammo: Pistols 10, Rifle 10 Shotgun 4+

Staging: Pistols holstered, Rifle in hands. Shotgun staged on horse.

Start: Standing behind and slightly to the right of the horse, with rifle in hands.

Procedure: Say, "Circle the Pumpkin!"

ATB engage the center target once, then make the circle. Repeat instructions. Make rifle safe on horse. (Pointed at side berm)

With shotgun, knockdown 4 shotgun targets, any order.

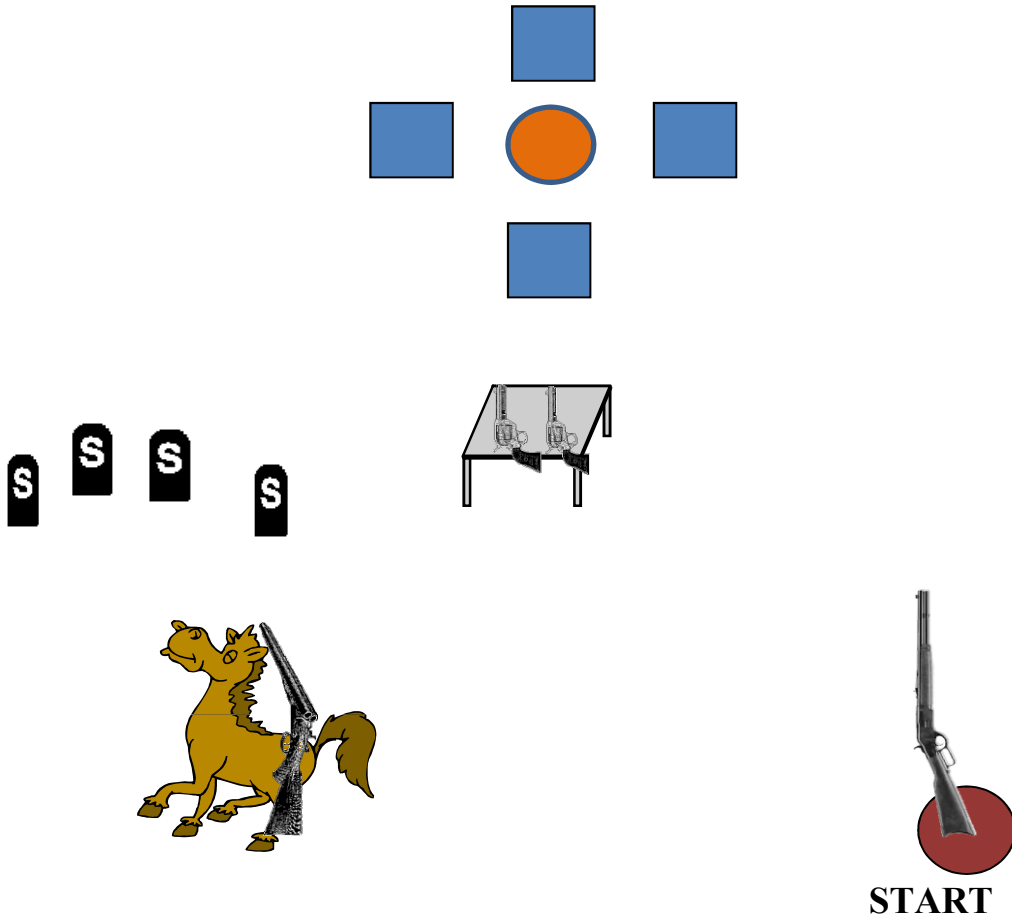
Return shotgun to the horse, pointing safely into the berm.

Move to center table and with revolvers repeat rifle instructions.

SRS SCARY OCTOBER '20 STAGES

STAGE 6

It's Your Pumpkin
Make up Yer Own Story



Ammo: Pistols 10, Rifle 10 Shotgun 4+

Staging: One foot touching stone. Pistols holstered, Rifle at port arms.
Shotgun staged on horse.

Start: Standing with at least one foot touching stone, rifle at port arms.

Procedure: When ready, say "**That's MY Story!!!**"

With rifle do a horizontal 2-1-2 sweep then a vertical one.

Take rifle to horse, then shoot shotgun targets.

Move to forward table and with pistols repeat the instructions for the rifle.