

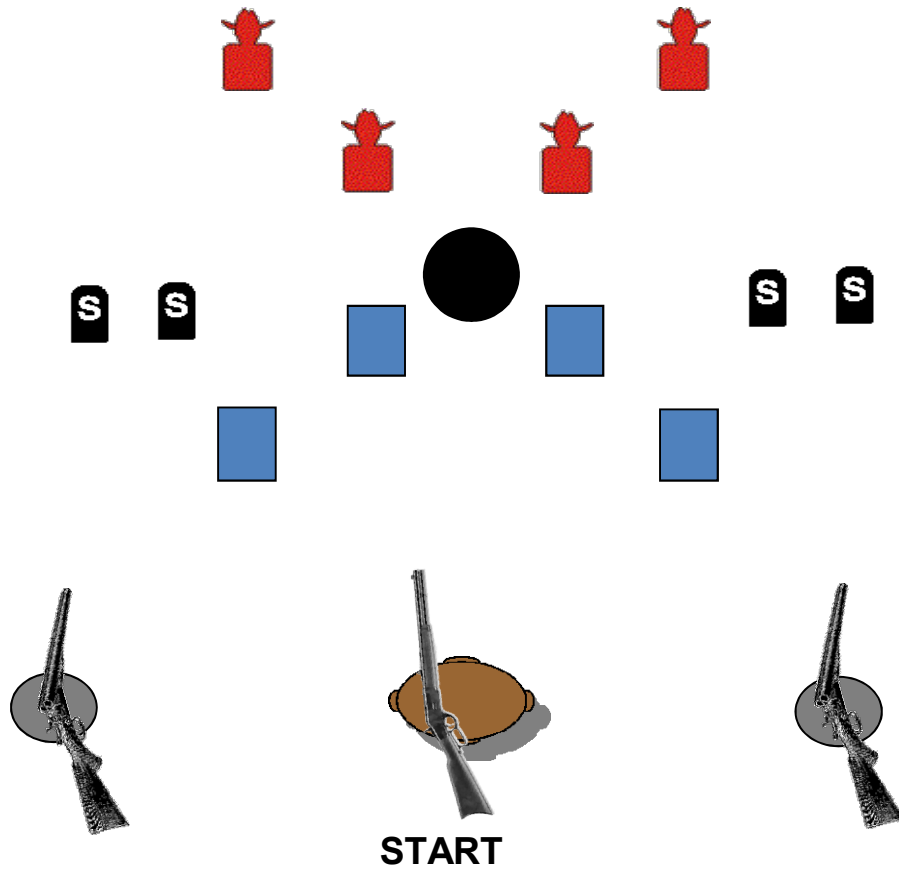


March 2020

Stages

WARM UP

Warmin Up fer Spring



Ammo: Pistols 10, Rifle 10 Shotgun 2+

Staging: Pistols holstered. Rifle and shotgun on center table.

Start: Standing with one foot on the right or left starting stone, shotgun in hands.

Procedure: Say, "**Hopin for a warm Spring!**"

ATB, with shotgun shoot the **2 knockdown** targets in front of you.

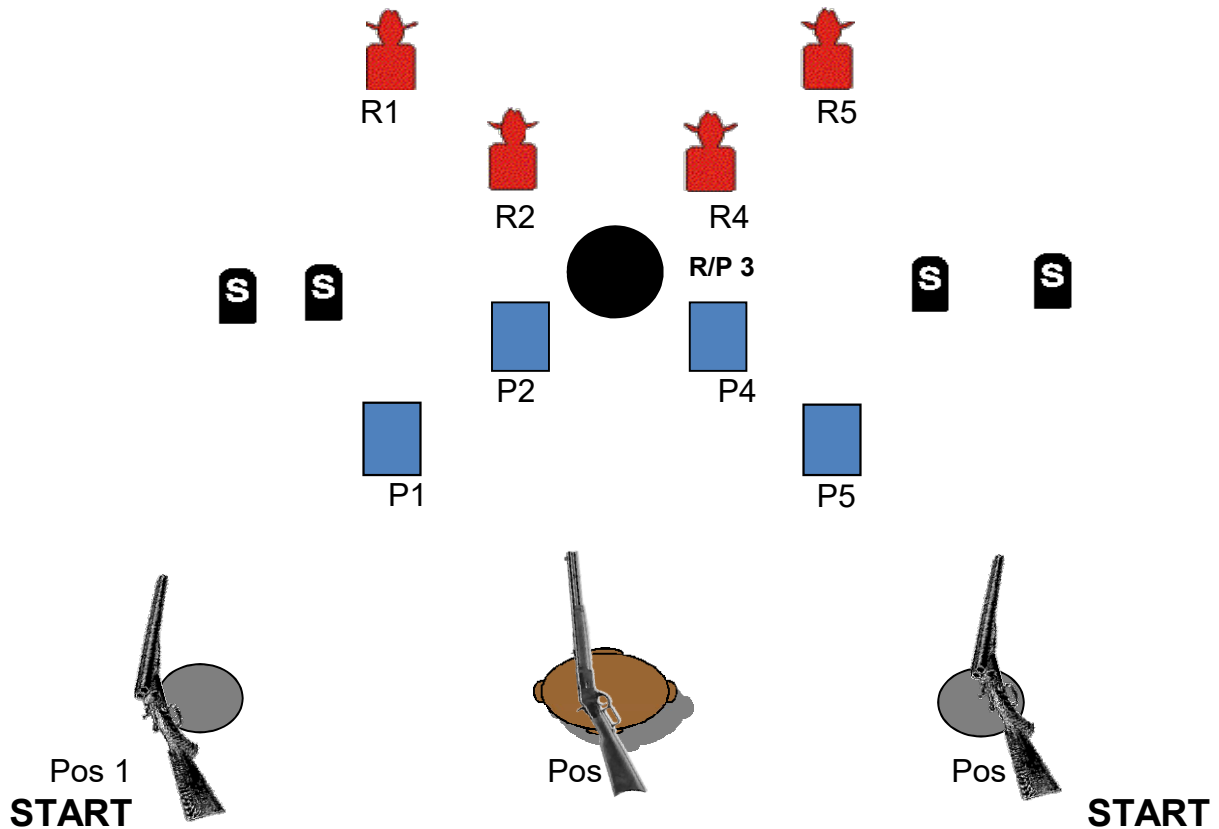
Move to center and with rifle shoot center target 5 times, then sweep the five rifle targets from either direction.

With pistols, repeat rifle instructions.

SRS COWBOYS MARCH '20 SHOOT

STAGE 1

X marks the spot!



Ammo: Pistols 10, Rifle 10 Shotgun 4+

Staging: Rifle loaded with 10 rounds, staged at POS 2. Shotgun open and empty, in hands at either POS 1 or POS 3. Pistols loaded with 5 rounds each, holstered.

Start: Standing at Pos 1 or 3 with empty shotgun in hands.

Procedure: Say, "Let's give this a try!"

ATB knockdown the 2 shotgun target, any order. Make up misses up at this position.

Take shotgun with you and move to POS 2, Make safe for later.

Then its shooters choice, rifle or pistols. With rifle, engage the 5 rifle targets, center target 3 times, 4 top targets once each, then center target 3 times (example; 3,3,3,1,2,4,5,3,3,3), make safe.

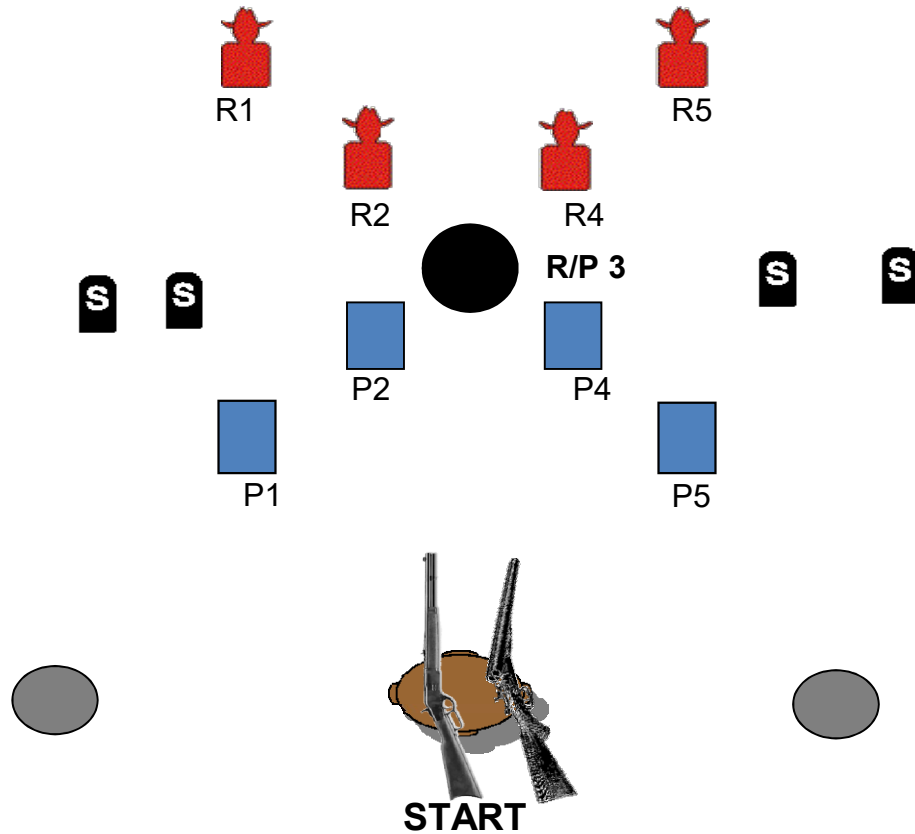
With pistols engage the 5 pistol targets, with the rifle instructions.

Pick up shotgun and move to POS 3 or POS 1 and knockdown the 2 remaining targets in any order. (Shotgun must be shot on the OUTSIDE stones.)

SRS COWBOYS MARCH '20 SHOOT

STAGE 2

All crossed out!



Ammo: Pistols 10, Rifle 10 Shotgun 4+

Staging: Rifle loaded with 10 rounds, staged open table. Shotgun open and empty on table. Pistols loaded with 5 rounds each, holstered.

Start: Standing at the table. Hands not touching guns or ammo.

Procedure: Say, "**This will be better!**"

ATB With pistols engage P1, P1, then P2, P3, P4, then P2, P3, P4, P5, P5.

With rifle, repeat pistol instructions.

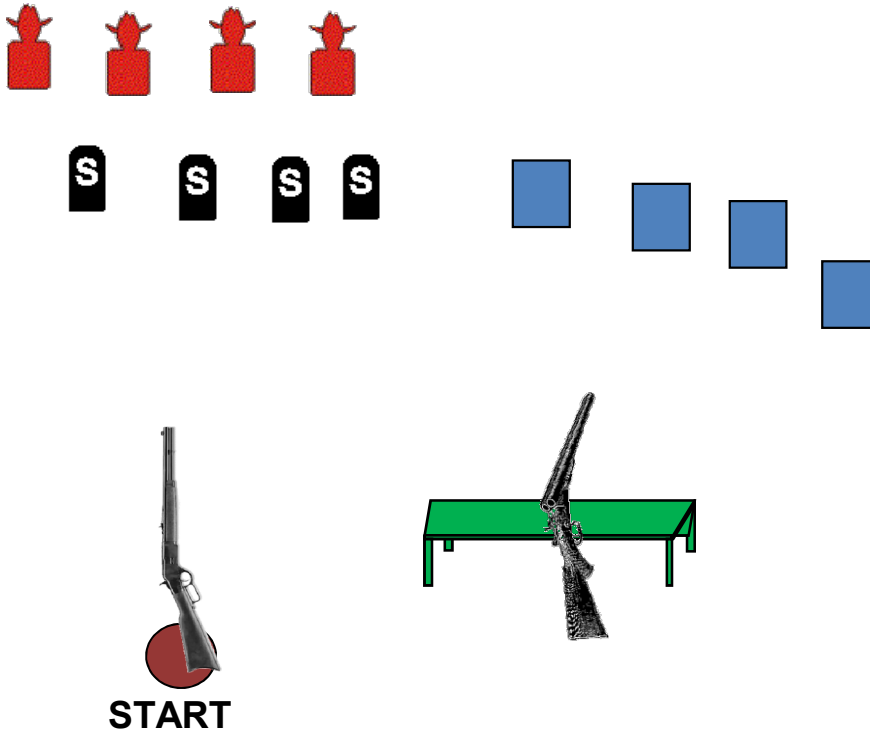
Pick up shotgun and engage the 4 knockdown targets in any order.

(You may move **before** engaging each target pair if you like - just be careful.)

SRS COWBOYS MARCH '20 SHOOT

STAGE 3

Stan and his partner, Laurel



Ammo: Pistols 10, Rifle 10 Shotgun 4+

STAGING: Rifle loaded with 10 rounds held at port arms, SHOTGUN open and empty on table. PISTOLS loaded with 5 rounds each and holstered.

Start: One foot touching start stone with rifle at port arms.

Procedure: Say, "Ya think he's fast?!"

ATB engage the 4 RIFLE targets in a 3 – 2 – 2 – 3 **sweep** from either end.

Take rifle and make safe on table.

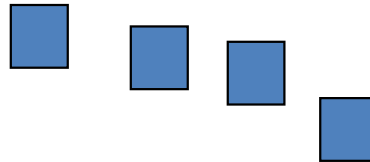

With pistols, repeat the rifle instructions.

With SHOTGUN knockdown the 4 targets in any order.

SRS COWBOYS MARCH '20 SHOOT

STAGE 4

Stan and his partner, Deliver



START

Ammo: Pistols 10, Rifle 10 Shotgun 4+

STAGING: Rifle loaded with 10 rounds, SHOTGUN open and empty, PISTOLS loaded with 5 rounds each. **All guns staged on table.**

Start: Standing behind table with both hands touching rifle.

Procedure: Say, "**Ya ain't seen nothing yet!**"

ATB engage the 4 RIFLE targets in a Nevada sweep from either end.

With SHOTGUN knockdown the 4 targets in any order.

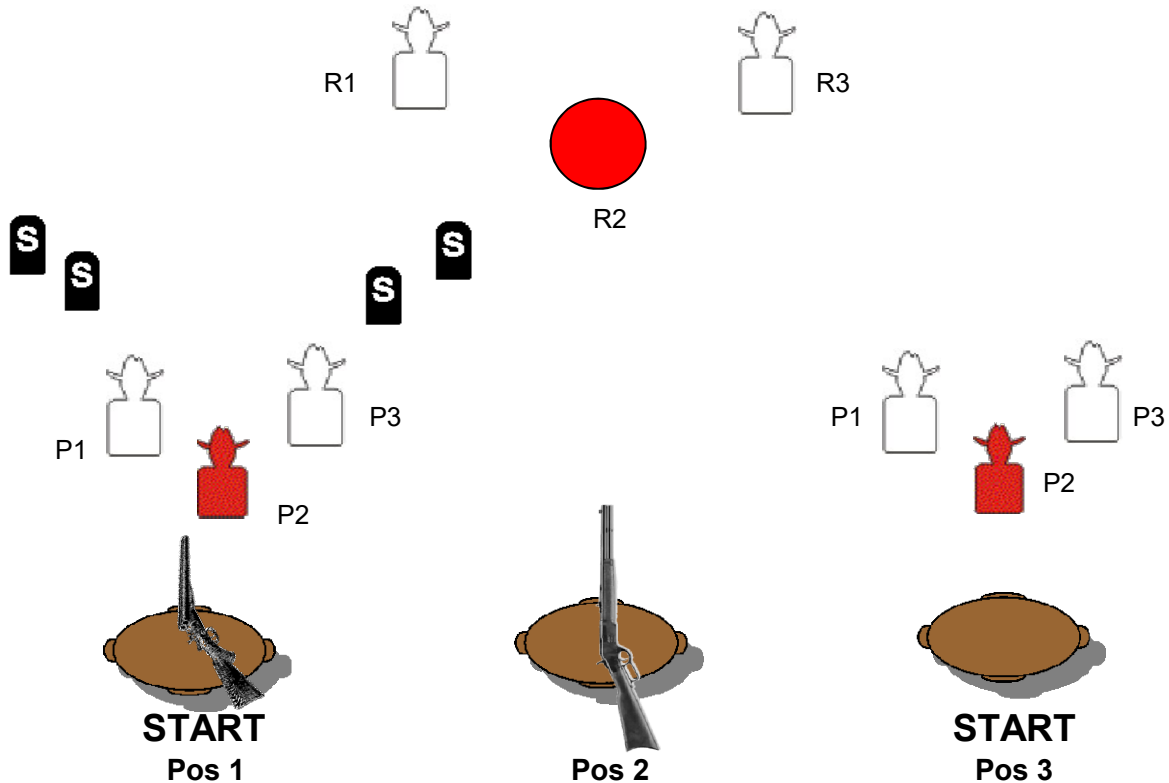
Engage the 4 PISTOL targets in a Nevada sweep from either end.

Note: Pistols may be restaged or holstered.

SRS COWBOYS MARCH '20 SHOOT

STAGE 5

Any good choices?



Ammo: Pistols 10, Rifle 10 Shotgun 4+

Staging: Rifle on center table and shotgun an outside table. Pistols holstered.

Start: Standing behind left or right table, hands not touching guns or ammo.

Procedure: Say, "And the choices keep coming!!!"

ATB, If starting at POS 1 with shotgun engage S1-S4, make shotgun safe. **Or** shoot pistol with P2 three times, then P1 & P3 once each. (You may shoot pistol or Shotgun first. GF's may stage pistols at P2 after first pistol)

From POS 2 with rifle engage R2 three times, then R1 & R3 once each. Repeat.

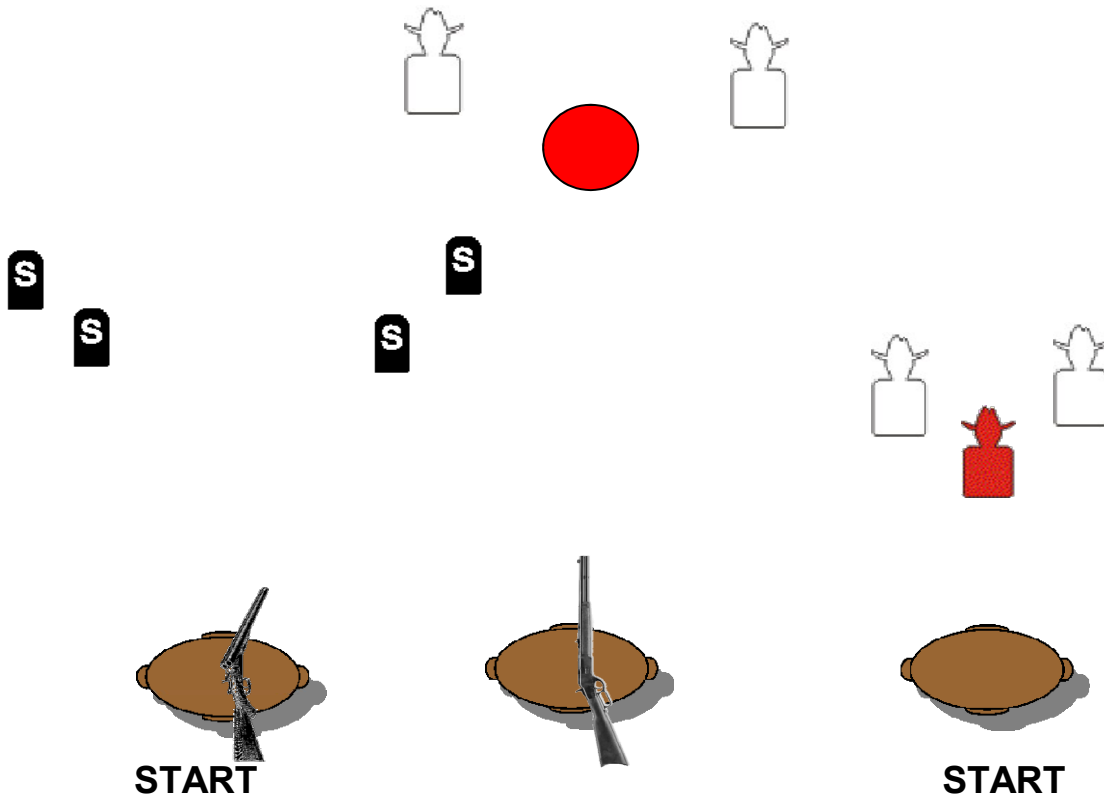
From POS 3 with revolver engage P2 three times and then 1 & 2 once each.

If starting from position 3, shoot pistol first, then Pos 2 as instructed and finish with the pistol & shotgun at Pos 1.

SRS COWBOYS MARCH '20 SHOOT

STAGE 6

A Happier Gunfighter!



Ammo: Pistols 10, Rifle 10 Shotgun 4+

Staging: Rifle loaded with 10 on center table. Shotgun open & empty on left table. Pistols loaded with 5 rounds each and holstered.

Start: Standing behind **left or right** table. Hands on gun of choice.

Procedure: Say, "A little different twist!"

ATB - If starting on left, shoot shotgun. With shotgun, shoot the 4 knockdowns. Move to center table. With rifle, shoot center target twice, then sweep the three targets. Repeat.

Move to right table.

With pistols, repeat rifle instructions on the right pistol targets.

If starting on right, Shoot pistols, then rifle, then shotgun.