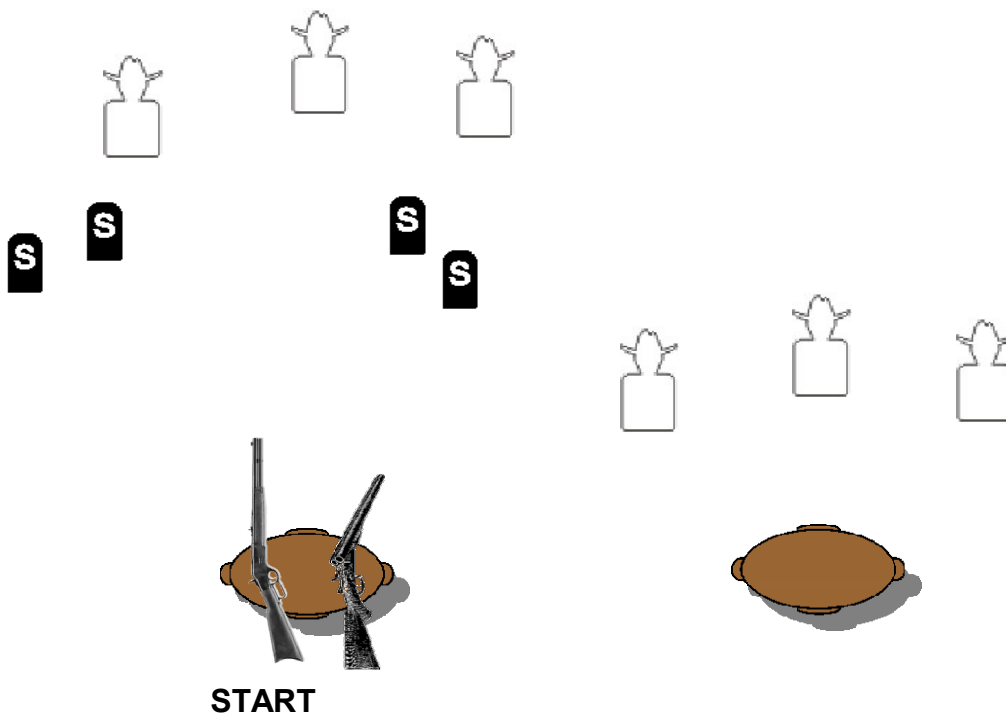




July '20
Stages

SRS COWBOYS JULY '17 SHOOT

AN INDEPENDENT WARM UP



Ammo: Pistols 10, Rifle 10 Shotgun 4+

Staging: Rifle with 10 rounds staged on the left table. Pistols holstered.
Shotgun on left table, pointing down range

Start: Standing behind left table. Hands not touching guns or ammo.

Procedure: Say, "**Independence!!**"

After the beep, you may start with the rifle or shotgun.

With rifle, shoot the center target once, then triple-tap all three.

With shotgun, shoot the 4 knockdown targets.

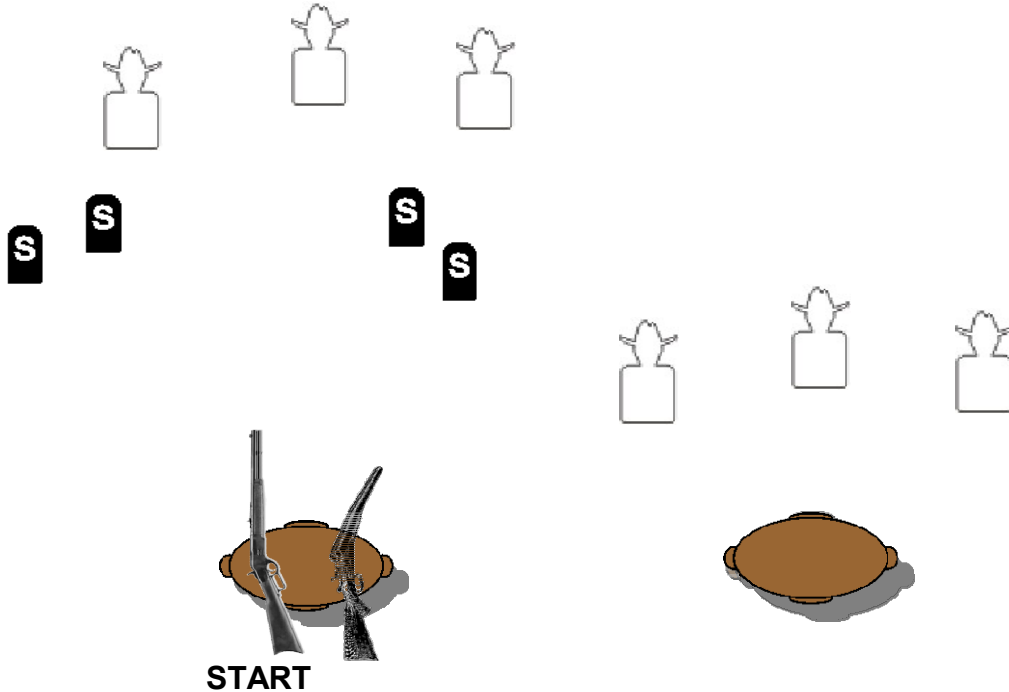
Move to right table.

With pistols, repeat the rifle instructions..

SRS COWBOYS JULY '20 SHOOT

STAGE 1

Notice how fellas often surround their leader?
It helps to know where to start.



Ammo: Pistols 10, Rifle 10 Shotgun 4+

Staging: Rifle and shotgun on Left table. Pistols holstered.

Start: Standing behind table - hands touching rifle on table.

Procedure: Say, "What's that middle guy doing?!"

After the beep, shoot rifle targets with 3 on middle target, then do a continuous Nevada Sweep from either end.

Get shotgun, and shoot shotgun targets.

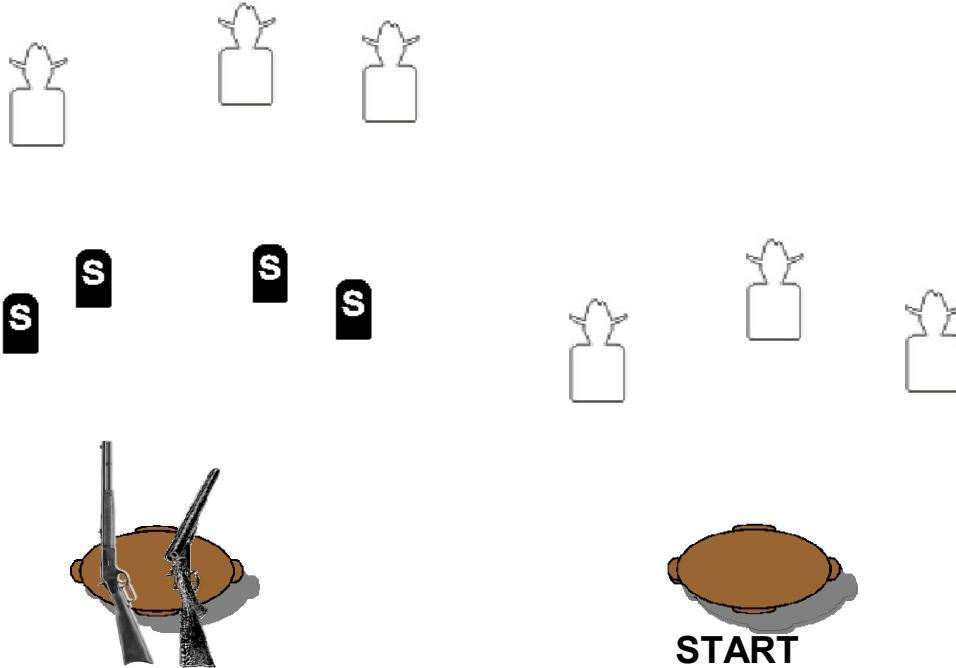
Move to right table.

With pistols, repeat instructions for the rifle.

SRS COWBOYS JULY '20 SHOOT

STAGE 2

Let's See If You Can Count



Ammo: Pistols 10, Rifle 10 Shotgun 4+

Staging: Pistols holstered, Rifle & Shotgun on Left table.

Start: Standing behind right table. Hands on pistols.

Procedure: Say, "LET'S COUNT!"

After the beep, with pistol, starting on **either** end, shoot target 1, target 2, then sweep 1, 2, 3. Repeat starting from **same end**.

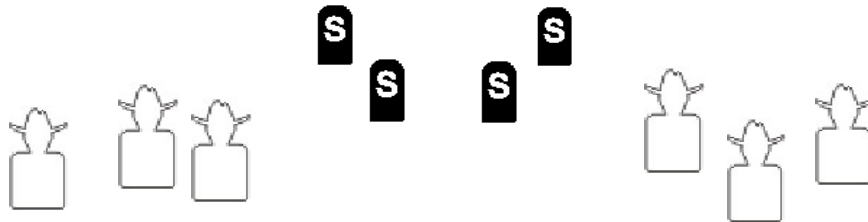
Move to table and with Rifle repeat the instructions used for the pistols.

With shotgun, shoot shotgun targets until down.

SRS COWBOYS JULY '20 SHOOT

STAGE 3

I Have This In Hand



START



START

Ammo: Pistols 10, Rifle 10 Shotgun 4+

Staging: Pistols holstered, Rifle & Shotgun on table.

Start: Standing behind and end table - at least one foot behind table,
Pistol in hand(s).

Procedure: Say, "I've Got This In Hand!"

After the beep, shoot the pistol targets with a 2 - 1 - 2 sweep.

Move to center, with rifle and shoot a 4 - 2 - 4 sweep.

With shotgun, shoot shotgun targets.

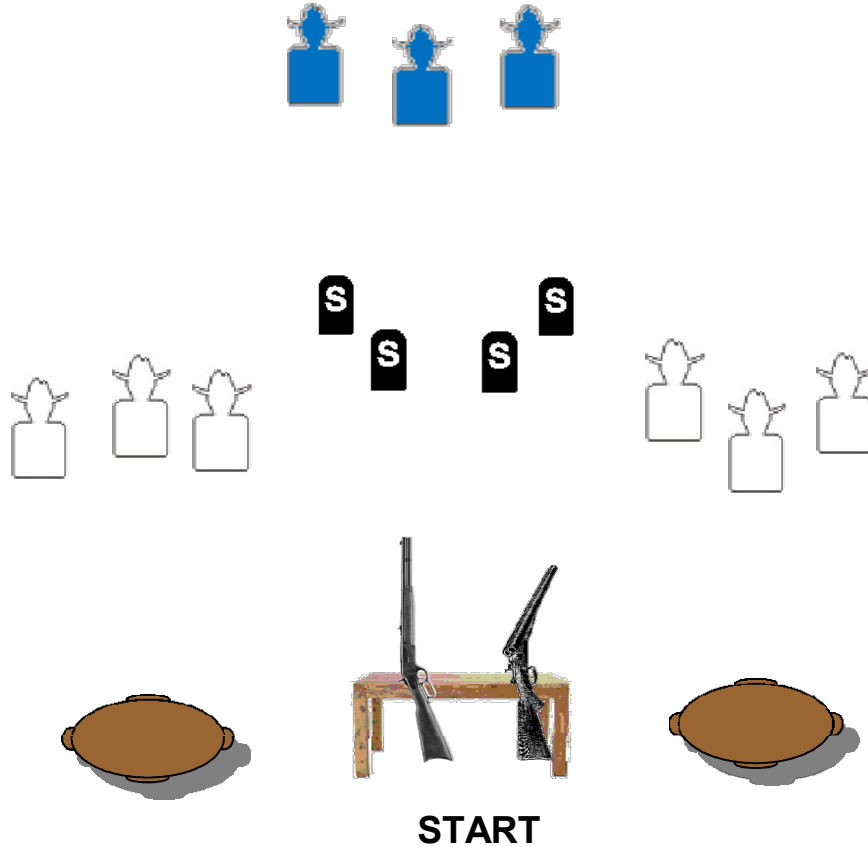
Move other side and repeat pistol instructions.

Gunfighters may shoot double-duelist or stage pistols on center table.

SRS COWBOYS JULY '20 SHOOT

STAGE 4

Which Side Are You On?



Ammo: Pistols 10, Rifle 10 Shotgun 4+

Staging: Pistols holstered, Rifle & Shotgun on table.

Start: Standing behind center table with one hand on rifle or shotgun.

Procedure: Say, "I'm on This Side!"

After the beep, rifle or shotgun.

With rifle, Nevada sweep but double tap the center target.

With shotgun engage the 4 knockdowns.

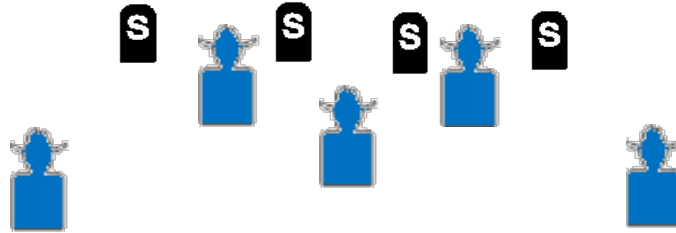
Make long-guns safe on table of your choice.

Move to either side and with pistols, repeat rifle instructions.

SRS COWBOYS JULY '20 SHOOT

STAGE 5

Sort of Up and Down



START

Ammo: Pistols 10, Rifle 10 Shotgun 4+

Staging: Rifle pointed down range. Pistols holstered.
Shotgun on table, pointing down range

Start: Standing one foot touching the stone.
Rifle on shoulder - muzzle pointed at bottom of target stand.

Procedure: Say, "**This is sorta Up and Down!**"

After the beep, shoot rifle targets starting on either side, sweeping 1 - 3 -2 -3 -1.
(1 shot on first target, 3 on second, 2 on center, 3 on fourth and 1 on last target.)

Take rifle to the table.

Shooter's choice as to pistols or shotgun.


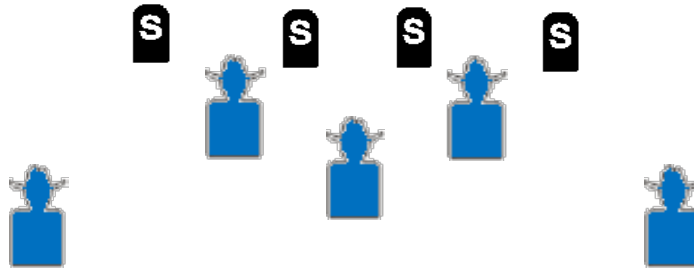
With pistols, repeat the instructions for the rifle targets.

With shotgun, shoot knockdown targets.

SRS COWBOYS JULY '20 SHOOT

STAGE 6

The End of the Trail



START

Ammo: Pistols 10, Rifle 10 Shotgun 4+

Staging: Rifle with 10 rounds held at cowboy port arms. Pistols holstered.
Shotgun pointing safely down range on table.

Start: Standing one foot touching the stone. Rifle at Port Arms.

Procedure: Say, "It's the End of the Trail for You!!"

After the beep, with rifle double-tap an end target then sweep the next 3 targets.
Then double-tap other end and sweep the next 3 targets.

Take rifle to the table.

Shooter's choice as to pistols or shotgun.

With pistols, double-tap an end target then sweep the next 3 targets.
Then double-tap other end and sweep the next 3 targets.

With shotgun, shoot the 4 knockdown targets.