



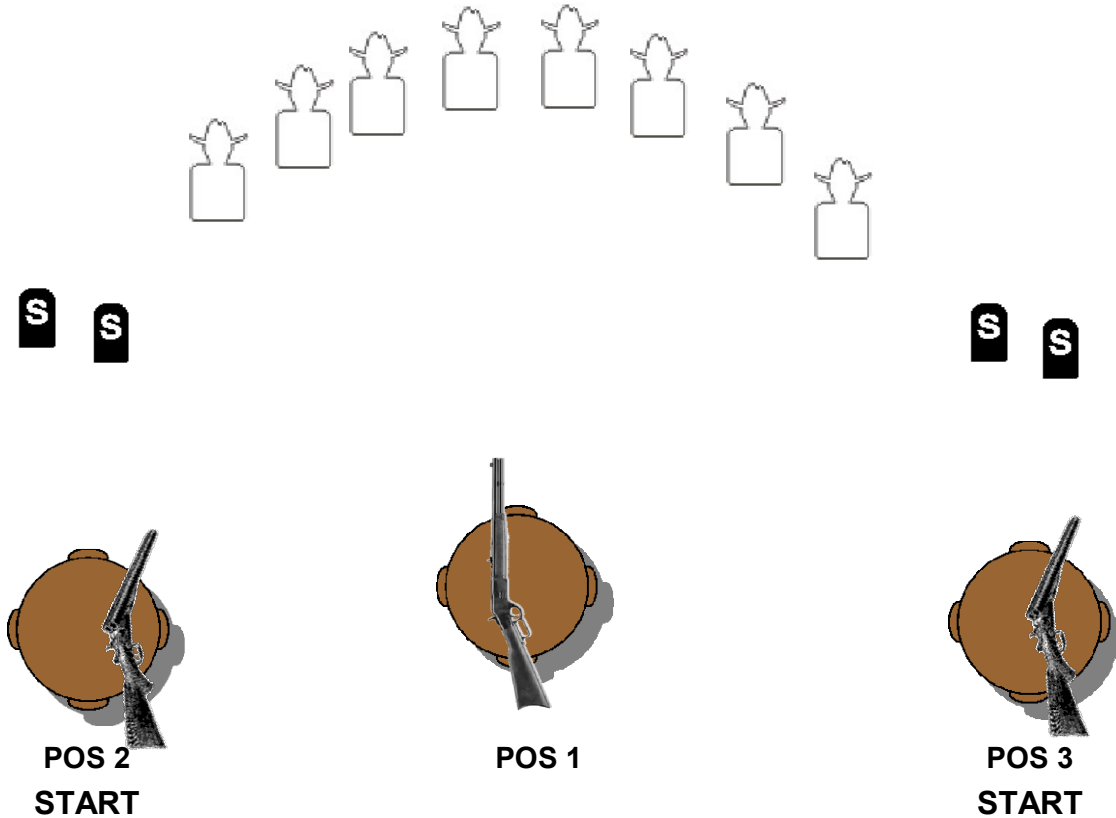
*South River Shootists'*  
*April 2020*  
*Match Stages*

*Targets are rectangles - Really!*

# SRS COWBOYS APRIL '20 SHOOT

## WARM UP

The Aether Bunny



**Ammo:** Pistols 10, Rifle 10 Shotgun 4+

**Staging:** Rifle loaded with 10 rounds, staged at POS 1.  
Shotgun in hands.

Pistols loaded with 5 rounds each, holstered.

**Start:** Standing behind either outside table with shotgun in hands.

**Procedure:** Say, "That Wascal Wabbit!!"

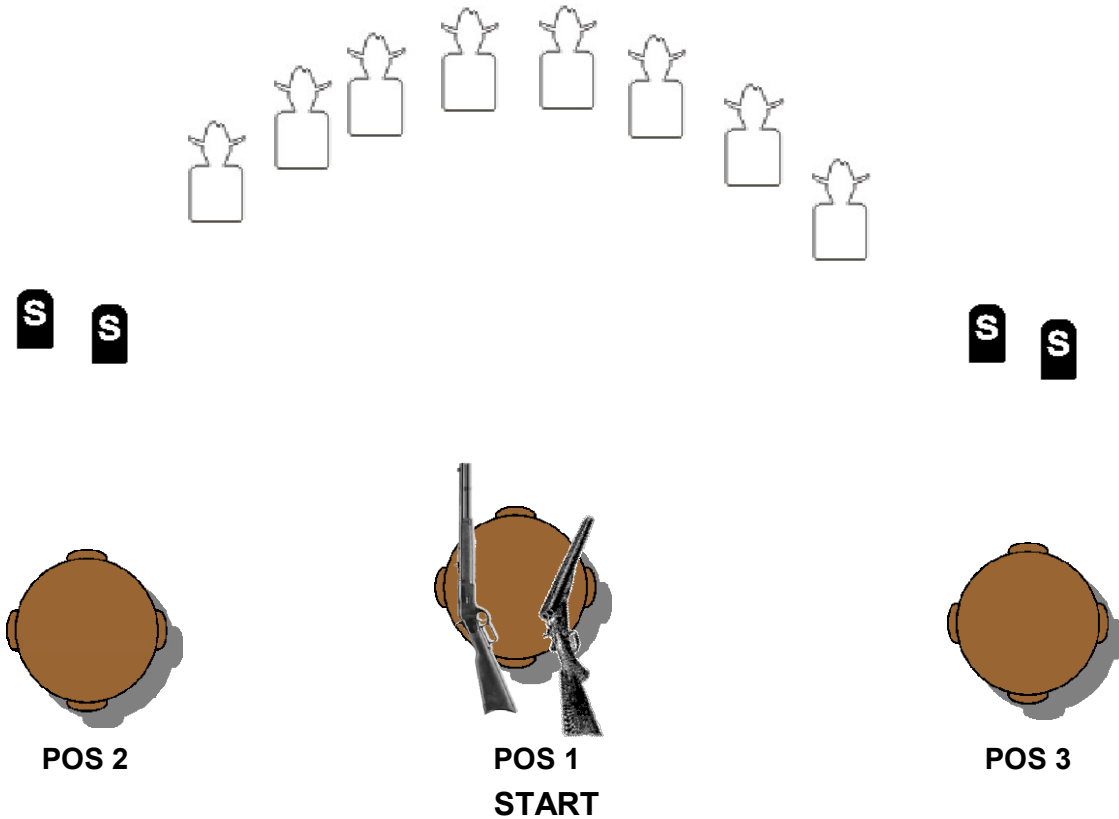
ATB with shotgun engage 2 knockdowns. Move to center and engage other two.  
Move to center table and with rifle engage the 4 further targets in a 2-3-3-2 sweep from either end.

With pistols shoot the closer targets in a 2-3-3-2 sweep.

# SRS COWBOYS APRIL '20 SHOOT

## STAGE 1

You Want a Surrender?



**Ammo:** Pistols 10, Rifle 10 Shotgun 4+

**Staging:** Rifle loaded with 10 rounds, staged at POS 1.  
Shotgun open and empty, staged at POS 1.  
Pistols loaded with 5 rounds each, holstered.

**Start:** Standing at POS 1, hands on pistols.

**Procedure:** Say, "I surrender!!"

Shooter starts at POS 1, in Texas surrender.

ATB as needed engage the 8 pistols\rifle targets in a 1-2-2-5-5-2-2-1 **round count**, (i.e., 1st pistol 1,2,2,3,3; rifle 4,4,4,4,4,5,5,5,5,5; 2nd pistol 6,6,7,7,8).

Pick up shotgun and move to either POS 2 or POS 3 and knockdown the 2 shotgun targets, any order.

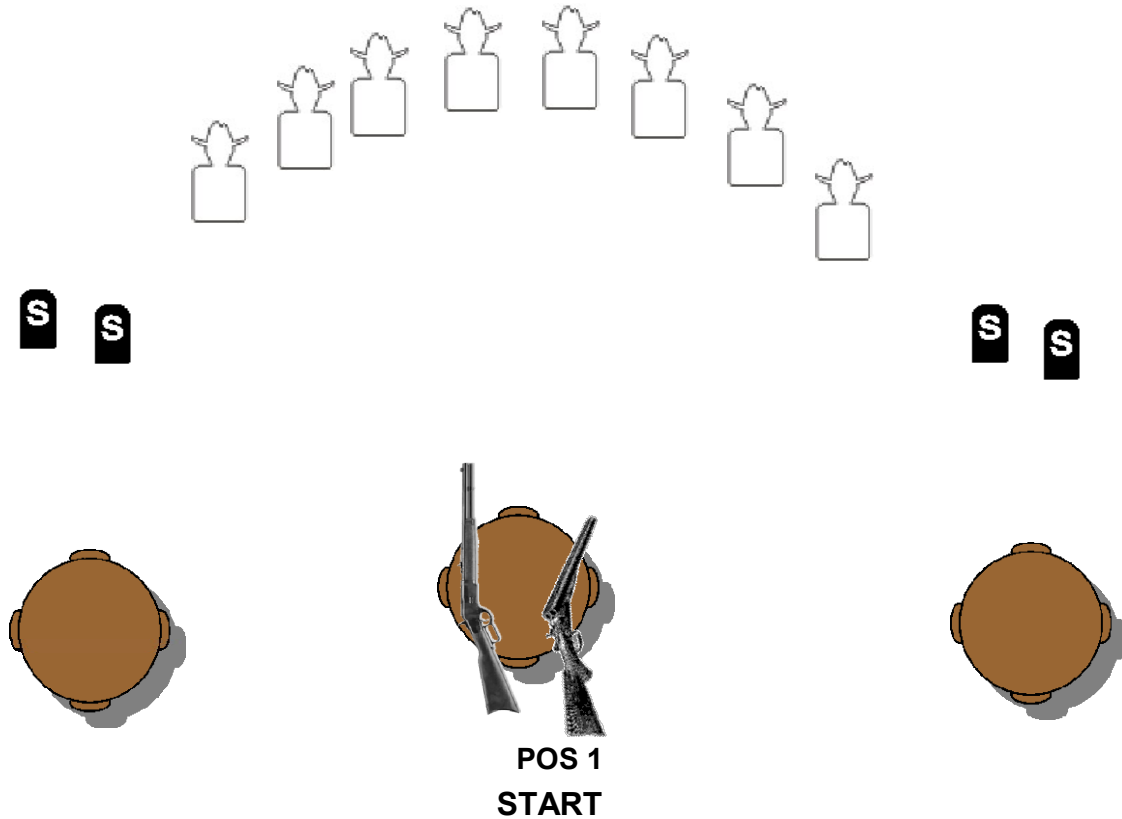
Move to the other POS and knockdown the 2 remaining shotgun targets, any order.

**Setup: use only rectangle or circle targets for the entire match.**

# SRS COWBOYS APRIL '20 SHOOT

## STAGE 2

You Surrender!



**Ammo:** Pistols 10, Rifle 10 Shotgun 4+

**Staging:** Rifle loaded with 10 rounds, staged at POS 1.  
Shotgun open and empty, staged at POS 1.  
Pistols loaded with 5 rounds each, holstered.

**Start:** Standing at POS 1, hands on rifle.

**Procedure:** Say, "You surrender!!"

ATB with rifle, starting on either end, double tap the end targets and engage the other targets once each.

With pistols, repeat rifle instructions.

With shotgun engage the 4 shotgun targets.

# SRS COWBOYS APRIL '20 SHOOT

## STAGE 3

Indiana What?



POS 1



POS 2



POS 3

**Ammo:** Pistols 10, Rifle 10 Shotgun 4+

**Staging:** Rifle on left table. Shotgun on center table. Pistols holstered.

**Start:** Standing behind left table. Hands not touching guns or ammo.

**Procedure:** Say, "What's this Indiana Stuff!"

ATB engage the 3 rifle targets in two separate Reverse Indiana sweeps: sweep from either direction then two on the center target (i.e., 1,2,3,2,2,1,2,3,2,2), make rifle safe.

Move to POS 2 and knockdown the 4 shotgun targets, any order, knockdowns may be made up at anytime, make shotgun safe.

Move to POS 3 and engage the 3 pistol targets in two separate Reverse Indiana sweeps: sweep from either direction then two on the center target (i.e., 1,2,3,2,2).

**Note:** Must have at least one foot behind table.

# SRS COWBOYS APRIL '20 SHOOT

## STAGE 4

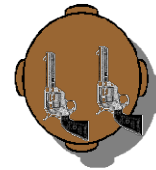
Still Indiana, sorta!



POS 1



POS 2



POS 3

**Ammo:** Pistols 10, Rifle 10 Shotgun 4+

**Staging:** Rifle and shotgun on left table. Pistols staged on right table.

**Start:** Standing behind right table, hands on table, not touching guns.

**Procedure:** Say, "Still Indiana!"

ATB with pistols do an Indiana sweep. (Double tap center, then sweep, repeat.)

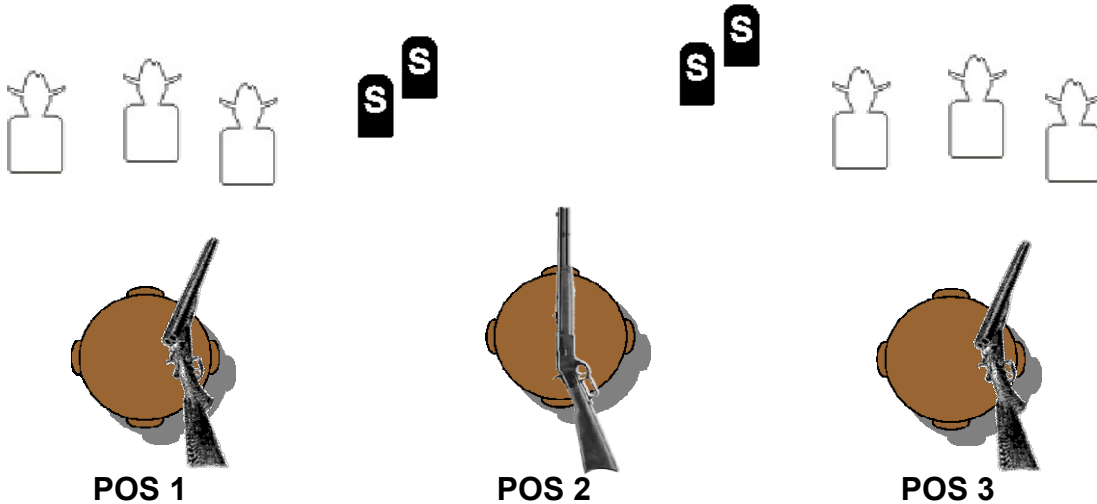
Move to left table and with rifle, repeat pistol instructions.

Finish with shotgun.

# SRS COWBOYS APRIL '20 SHOOT

## STAGE 5

Which Side to Start!!!



**Ammo:** Pistols 10, Rifle 10 Shotgun 4+

**Staging:** Rifle on center table. Shotgun on an end table. Pistols holstered.

**Start:** Standing behind table at POS 1 or POS 3. Hands touching belt buckle.

**Procedure:** Say, "This is My Side!"

Shooter may shoot from the left or from the right side.

Shooter starts behind an outside table. Hands on belt buckle.

ATB engage the pistol targets at least 3 times each.

Pick up shotgun and knockdown the 2 shotgun targets, any order, make shotgun safe at POS 2.

From POS 2 engage the 4 rifle targets at least 3 times each, make rifle safe.

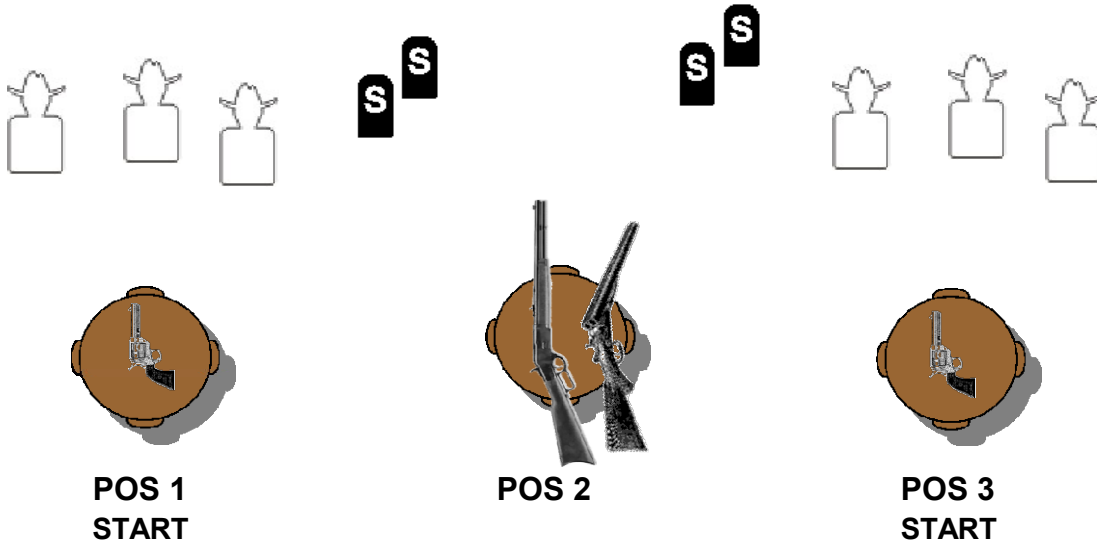
Pick up shotgun and knockdown the 2 remaining shotgun targets, any order.

Knockdowns must be made up at their respective POS.

# SRS COWBOYS APRIL '20 SHOOT

## STAGE 6

I finally left Indiana!



**Ammo:** Pistols 10, Rifle 10 Shotgun 4+

**Staging:** Rifle and shotgun on center table.  
One pistol in hand(s). 2nd pistol staged on "last" table.

**Start:** Standing at Pos 1 or 3, pistol in hands.

**Procedure:** Say, "Not in Indiana!"

ATB, with first pistol do a Nevada sweep of the targets.

Move to center table and with rifle, repeat pistol instructions.

With shotgun engage the knockdown targets.

Move behind the other end table and with pistol, repeat 1st pistol instructions.

**Note:** Fired pistols may be restaged on table of choice or holstered.