

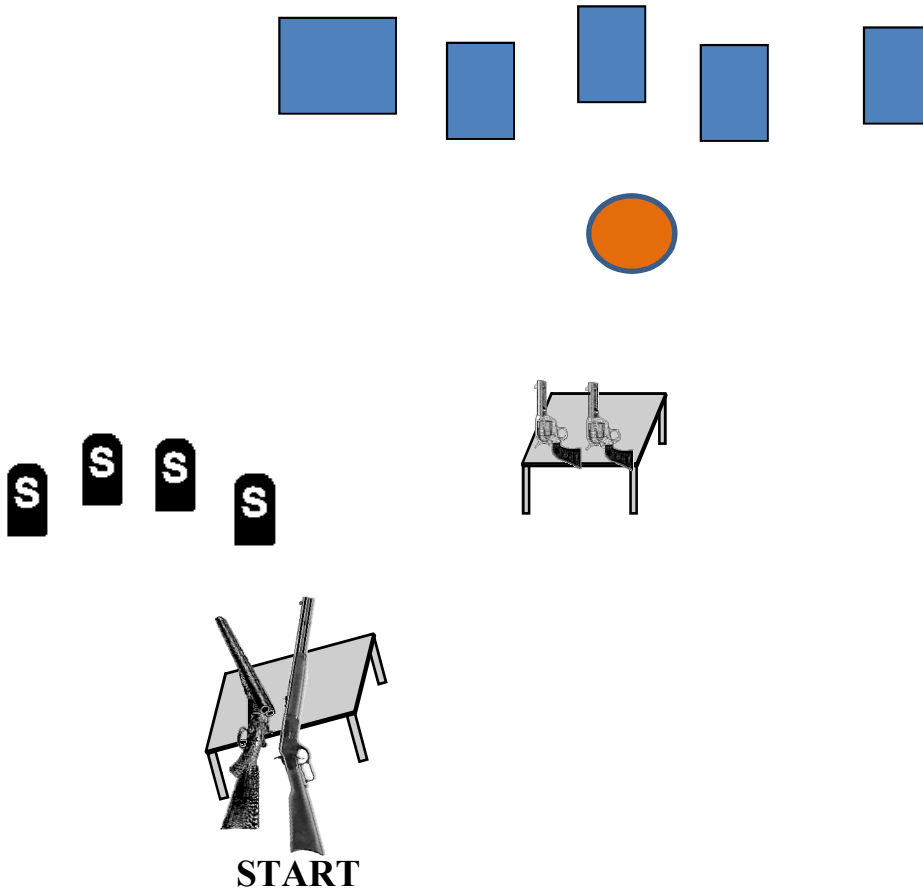


South River Shootists'
October 2019
Match Stages

Provided by Marauder & Crew

WARM UP

They're sneaking around for a punkin!
But Not My Punkin!!!



Ammo: Pistols 10, Rifle 10 Shotgun 4+

Staging: Two pistols, loaded with five rounds each and holstered. Rifle, loaded with 10 rounds, staged on left table. Shotgun, with at least four rounds on your person, staged on the left table.

Starting Position: Standing behind table, hands on hat.

Procedure: Shooter will say "Not MY Punkin'!" and wait for the beep.

Shooter's choice for starting with Rifle or shotgun.

If starting with rifle, ATB, engage 5 back targets with a one-shot sweep and a 5-shot dump on the front target - either order.

If rifle first, place rifle on left table, **pointing safely at berm.** **

Shoot the shotgun knockdown targets from staged location. Make shotgun safe **.



Move forward to table and engage pistols with same instructions as for the rifle.

**** Note:** The **first long gun** must be restaged on the starting table, pointing towards the side berm.

SRS SCARY OCTOBER '16 STAGES

STAGE 1

Countin on my Pumpkin



START

Ammo: Pistols 10, Rifle 10 Shotgun 4+

Staging: Pistols holstered, Rifle **or** shotgun in hands. Other staged on table.

Start: Standing with one foot behind the table, with long gun in hands.

Procedure: Say, "I can't count that far!"

You may start with either rifle or shotgun. Other gun staged on left table.

If starting with rifle, engage the 6 targets in a 1,2,1,3,1,4,1,5,1,6 sweep, starting on either side. Make rifle safe - pointed at side berm.

With shotgun, knockdown 4 shotgun targets, any order from staged location.



Make shotgun safe.

Move to table (center stage) and with revolvers engage the 6 1 targets in a 1,2,1,3,1,4,1,5,1,6 sweep, starting on either side. (i.e., 1st five 1,2,1,3,1; then 4,1,5,1,6).

SRS SCARY OCTOBER '16 STAGES

STAGE 2

Ya killed the Pumpkin
Make up Yer Own Story



Ammo: Pistols 10, Rifle 10 Shotgun 4+

Staging: Pistols holstered, Rifle on right table. Shotgun staged on left table.

Start: Standing with at least one foot behind right table. Hands on rifle.

Procedure: When ready, say "That's MY Story!!!"

With rifle & pistols, put 4 rounds on each of the five targets.

With rifle engage the targets with 10 rounds.

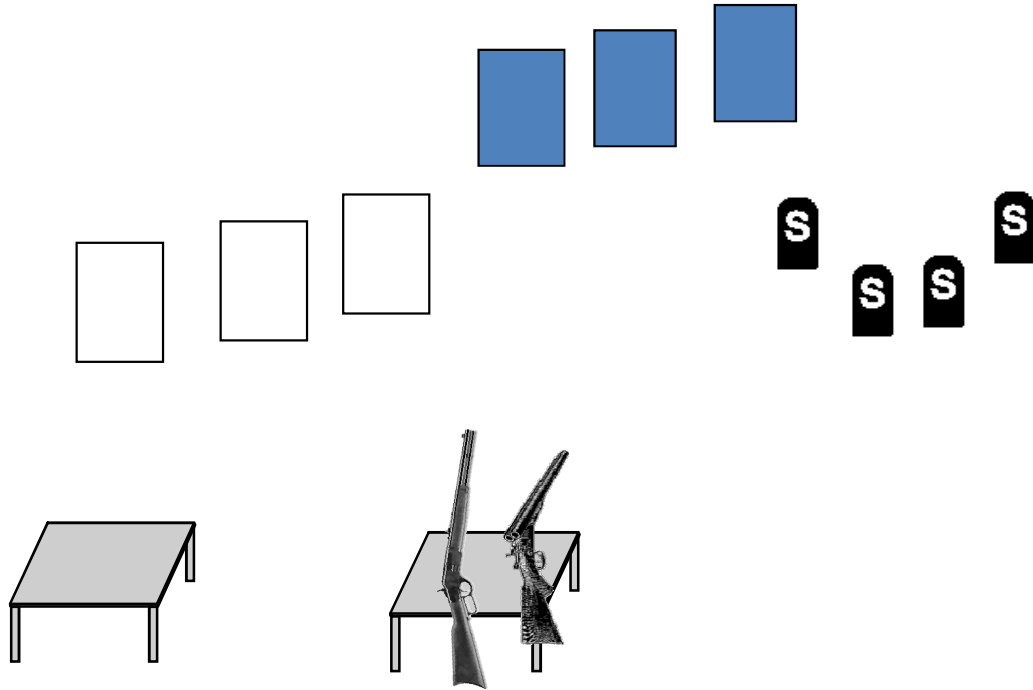
Take rifle to left table, then shoot shotgun targets from staged location.

Move to forward table and with pistols complete shooting the five targets with 4 rounds each.

SRS SCARY OCTOBER '16 STAGES

STAGE 3

Stand and Deliver



Ammo: Pistols 10, Rifle 10 Shotgun 4+

Staging: Two pistols loaded with five rounds each and holstered. Rifle, loaded with 10 rounds, staged on the right table. Shotgun, with at least four rounds on your person, staged on the right table.

Starting Position: Standing anywhere on the firing line, hands on pistols.

Procedure : Shooter will say "**Stand and Deliver!**" and wait for the beep.

Shoot guns any order, rifle not last.

ATB, with pistols, shoot the pistol targets with a 3 - 4 - 3 sweep from either end.

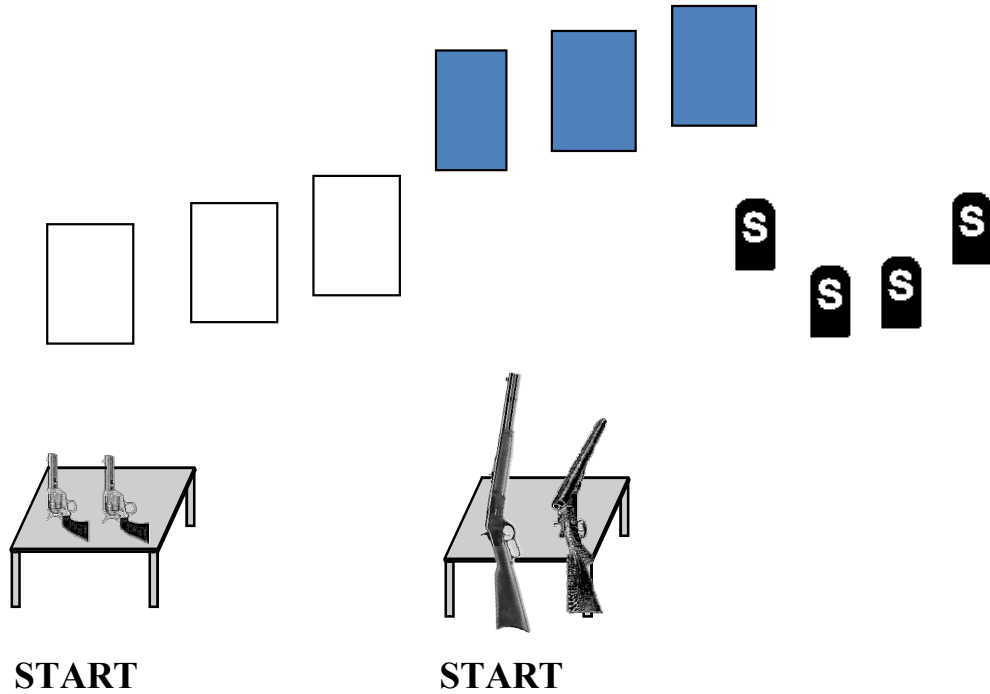
With rifle and repeat the instructions for the pistols.

With Shotgun and engage the shotgun targets.

SRS SCARY OCTOBER '16 STAGES

STAGE 4

3 - 1 - 1



Ammo: Pistols 10, Rifle 10 Shotgun 4+

Staging: Two pistols loaded with five rounds each and holstered. Rifle, loaded with 10 rounds, staged on the right table. Shotgun, with at least four rounds on your person, staged on the right table.

Starting Position: Standing behind either table, hands on gun of choice.

Procedure : Shooter will say "**Three One One!**" and wait for the beep.

Gun order - rifle NOT last.

ATB, **if starting at left**, shoot pistol. First target 3 times, then once each on the other two. Repeat starting on the same target as before.

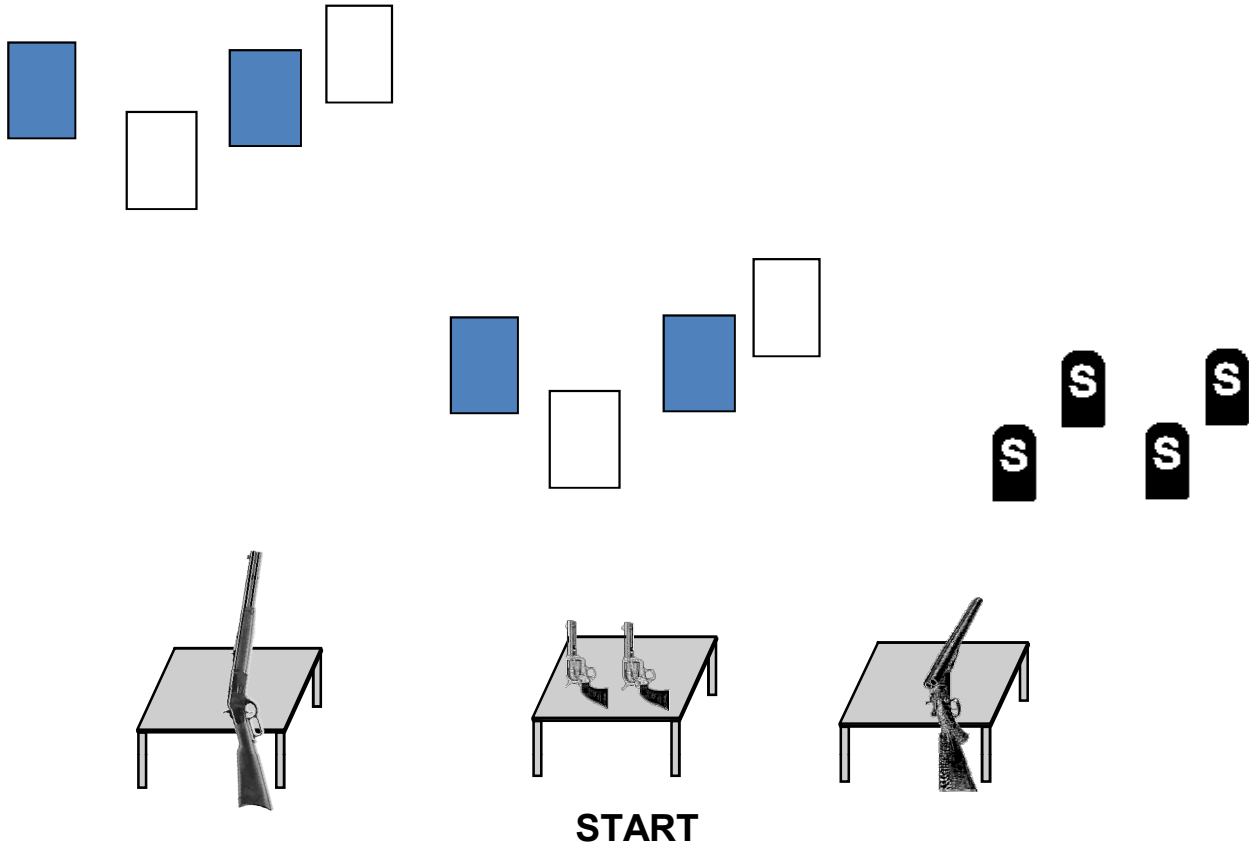
Move to rifle and repeat pistol instructions.

Shotgun targets are engaged any order. (Make shotgun safe)

SRS SCARY OCTOBER '16 STAGES

STAGE 5

Fall Has Fallen



Ammo: Pistols 10, Rifle 10 Shotgun 4+

Staging: Two pistols, loaded with five rounds each and holstered.

Rifle, loaded with 10 rounds, staged on left table.

Shotgun, with at least four rounds on your person, staged on right table.

Starting Position: Standing behind middle table, hands on pistols.

Procedure: Shooter will say "I'm not fallen for That!" and wait for the beep.

ATB, behind the center table, with pistols shoot a continuous Nevada sweep, starting on either end.

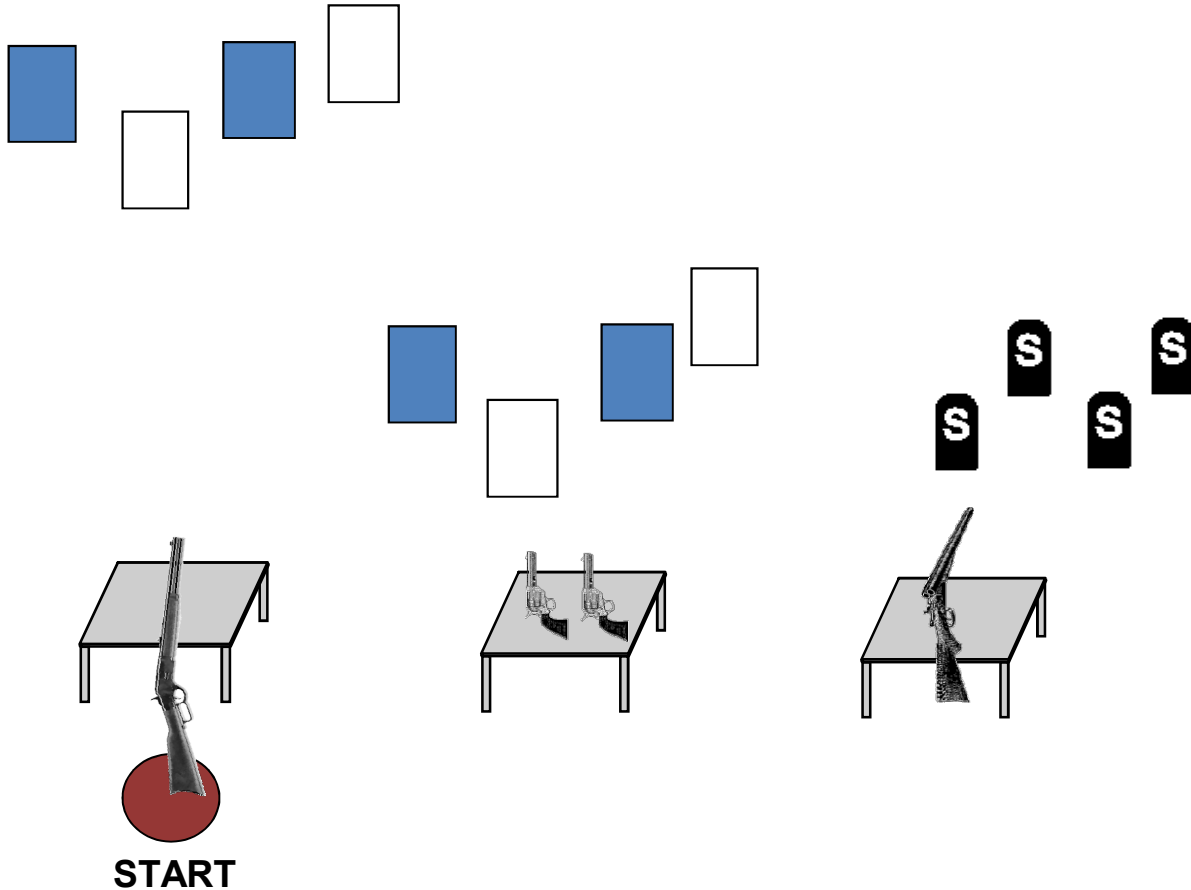
With rifle repeat pistols instructions. Make rifle safe.

Shotgun - shoot the four shotgun targets in any order.

SRS SCARY OCTOBER '16 STAGES

STAGE 6

TWO-Timing, Sometimes



Ammo: Pistols 10, Rifle 10 Shotgun 4

Staging: Two pistols, loaded with five rounds each and holstered. Rifle, loaded with 10 rounds at port arms. Shotgun staged on right table.

Starting Position: Standing with at least one foot touching the starting stone, rifle at port arms.

Procedure: Shooter will say "**Why you two-timing. . . !**" and wait for the beep. After the beep, with rifle do a continuous Nevada sweep double tapping every other target. 1 - 2 - 1 - 2 - 1 - 2 - 1 (Start on either end) Make rifle safe. From center table with pistols, shoot pistols with the rifle instructions. Move to Shotgun and shoot the four shotgun targets in any order.