

## STAGE 1



After receiving word that her father has been murdered, Mattie and her father's hired man, Yarnell, travel by train to Fort Smith to bring his body home. Upon arriving at the undertaker, they find a sign saying, "Closed gone to the hanging." They walk to the town square where the hanging is about to take place. A woman tells Mattie, "The hang man is a Yankee. They say he won't spring the trap on a boy that wore the blue."

### RND CNT:

10 pistol / 10 rifle /  
4+ shotgun

### GUN ORDER:

Rifle and Pistols  
as needed, THEN  
shotgun.

### STAGING:

Pistols holstered,  
rifle on table,  
shotgun on table.

### START:

On the gallows with  
a noose held in both  
hands.

### LINE:

"He won't spring the  
trap on a boy that  
wore the blue".

## STAGE 1 SPONSOR Buffalo's Western Wear



### ATB:

With rifle and pistols as needed, shoot an "ALL, 4, 1, 1, 4, ALL sweep. That is, place 1 round on each R/P target, in any order, THEN place one round on target #4, THEN place 1 round on target #1, THEN place 1 round on target #1, THEN place one round on target #4, THEN place one round on each of the 8 R/P targets.

### NEXT:

With shotgun, knock down the 4 shotgun targets in any order.



## STAGE 2



**M**attie is not satisfied with what the local sheriff is doing to bring her father's killer to justice. She decides to hire one of Judge Parker's Marshalls to apprehend Tom Chaney. That night she asks the owner of the boarding house if she knows Rooster Cogburn. She replies, "No, but I've heard terrible things about him. I do know he loves to pull a cork."

**RND CNT:**  
10 pistol / 10 rifle  
/ 4+ shotgun


**GUN ORDER:**  
Shotgun / Rifle /  
Pistols

**STAGING:**  
Pistols holstered,  
rifle in window,  
shotgun open and  
empty held in both  
hands.

**START:**  
With one foot  
touching start  
stone, shotgun  
held in both hands.

**LINE:**  
"No, but I've heard  
terrible things  
about him. I do  
know he loves to  
pull a cork."

## STAGE 2 SPONSOR Slick Magic Guns



**ATB:**

With shotgun, knock down the 4 shotgun targets in any order. The left pair must be shot on the left side of the building, and the right pair must be shot on the right side of the building. Make shotgun safe.

**NEXT:**

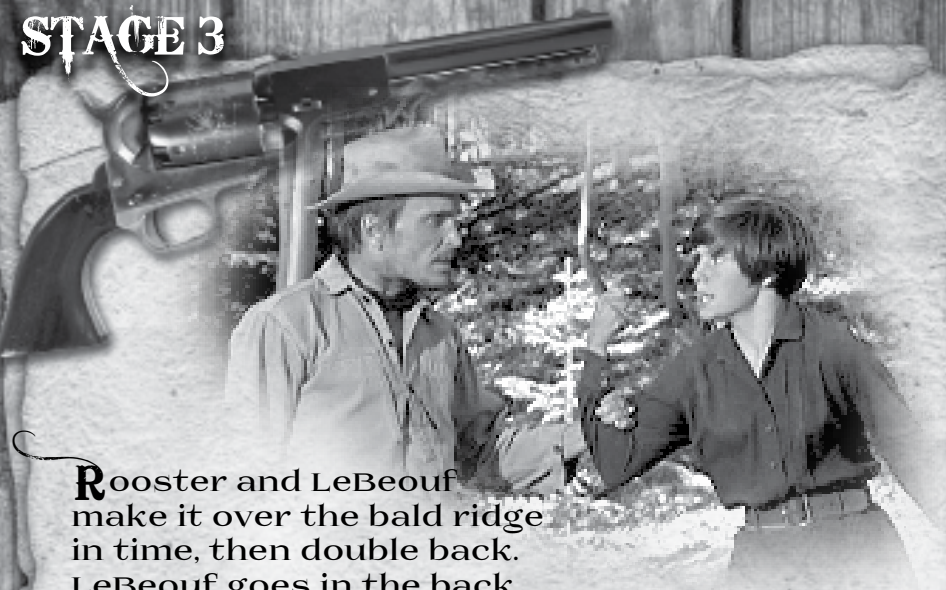
With rifle shooting thru window, alternate between any 2 targets for 5 rounds and then alternate between the other 2 with the remaining 5 rounds.

**NEXT:**

With pistols shooting thru window, alternate between any 2 targets for 5 rounds beginning on either target. Then repeat instructions with remaining 5 rounds. (You'll be alternating on the same 2 center targets with both 5 shot strings and you can start the 2nd string on the same target you started the first string on, if you choose to do so.)



## STAGE 3



Rooster and LeBeouf make it over the bald ridge in time, then double back. LeBeouf goes in the back way, Rooster the front, just in time to stop the gang from getting away. Rooster yells, "Where's the girl Ned?" Ned answers, "She was in wonderful health the last time I saw her." At that time LeBeouf yells from the top of the mountain, "I have Mattie. Chaney too." Ned asks, "Will you give us the road? I have business elsewhere. What are your intensions?" Rooster says, "I aim to kill you Ned in one minute or see you hang in Fort Smith at Judge Parker's convenience. Which will it be Ned?" Ned replies, "I call that bold talk for a one-eyed fat man." Rooster says, "Fill your hand you son of a bitch!"

**RND CNT:**  
10 pistol / 10 rifle /  
6+ shotgun

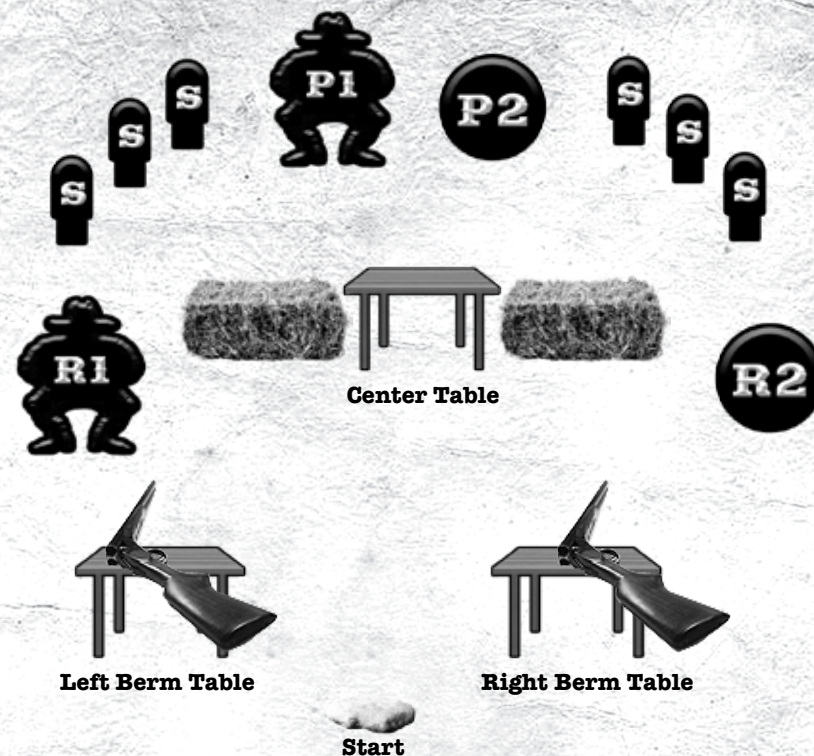
**GUN ORDER:**  
Rifle / Shotgun /  
Pistols

**STAGING:**  
Pistols holstered,  
rifle held at port  
arms, shotgun on  
left or right berm  
table.

**START:**  
One foot touching  
start stone, rifle in  
both hands held at  
port arms.

**LINE:**  
"Fill your hand you  
son of a ...."

## STAGE 3 SPONSOR Klassic Laser Works



### ATB:

With rifle, alternate between the rifle targets in a 1-2-7 pattern for 10 rounds beginning on either target (example R1 x 1, R2 x2, R1 x7) Rifle rounds may be fired anywhere between the start stone and berm table. Make rifle safe on left or right berm table with barrel safely between the rails and pointed at berm.

### NEXT:


With shotgun knock down all 6 shotgun targets. You can shoot from anywhere between the berm tables and up to the center table. Make shotgun safe on either of the berm tables or on the center table.

### NEXT:

With pistols, repeat the rifle instructions using the pistol targets. You can shoot from anywhere between the berm tables and up to the center table.



## STAGE 4



After Mattie sells the horses that her father had bought back to the livery, she has enough money to hire Rooster. She goes to Chen Lee's store and asks, "Where is Rooster?" Chen Lee replies, "He's in bed. Got very drunk last night." She goes into the back room and tells Rooster, "I've never seen anyone in bed at 10 o'clock that wasn't sick." Rooster replies, "I had about given up on you." Mattie pulls out the money, then asks, "Are you game?" A startled Rooster replies, "Baby sister, I was born game; I intend to go out that way!"

**RND CNT:**  
10 rifle / 10 pistol /  
4+ shotgun


**GUN ORDER:**  
Rifle/Shotgun/  
Pistols or Rifle/  
Pistols/Shotgun

**STAGING:**  
Pistols holstered,  
rifle on the center  
table, shotgun on  
the left table.

**START:**  
With both hands  
touching a horse.

**LINE:**  
"Baby sister, I was  
born game."

## STAGE 4 SPONSOR Savannah River Rangers



### ATB:

With rifle shooting between the uprights, shoot an Abilene sweep on the 3 cowboy targets starting on either end. Then place the 10th round on the star.

### PISTOLS:

Repeat rifle instructions using the pistol targets. All rounds must be fired from the right side of the right horse.

### SHOTGUN:

With shotgun, knock down the 4 shotgun targets in any order. All rounds must be fired from the left side of the left horse.

### NOTE:

Abilene Sweep example R1 x1, R2x2, R3x3, R2x2, R1x1



## STAGE 5



Rooster plans to spend the night in an abandoned dugout. When they get there, it's occupied. Someone inside calls out, "What do you want?" Rooster says, "To spend the night." The answer is, "No." Rooster asks, "Is that you Quincy?" The answer is, "No." "Well this is U.S. Marshall Rooster J. Cogburn. I have five U.S. Marshalls. Throw out your guns and come out." Rooster has LeBeouf throw his coat over the chimney. When the dugout fills up with smoke, they come out. Rooster asks, "Quincey, when have you seen Ned Pepper?" Quincey replies, "I don't recollect any Ned Pepper." Rooster says, "He's a short, feisty fellow with a messed up lower lip." Quincy says, "That don't bring anybody to mind." Rooster says, "His lower lip wasn't always messed up. I shot it." Quincy says, "You shot his lower lip? What was you aiming at?" Rooster says, "His upper lip."

**ROUND COUNT:**  
10 rifle / 10 pistol /  
4+ shotgun

**GUN ORDER:**  
Shotgun / Rifle /  
Pistols


**STAGING:**  
Pistols holstered,  
Rifle on left or right  
table, Shotgun held  
in both hands.

**START:**  
In the dugout with  
shotgun held in both  
hands. Shotgun is  
to be loaded with 1  
round and have the  
muzzle on the door  
release.

**DO NOT LOAD  
SHOTGUN UNTIL  
timer operator  
instructs you to  
do so.**

**LINE:**  
"His upper lip"

## STAGE 5 SPONSOR Bullets by Scarlett Clean Shot Powder



**ATB:**  
With shotgun, shoot the door release allowing the doors to open. Then knock down the 4 shotgun targets in any order. You may shoot the shotgun targets from inside the dugout or anywhere between the dugout and tables. You may shoot from between the cacti or from the outside of either cactus. Make shotgun safe.

**NEXT:**  
Shooting rifle from either the left side of the left cactus or from the right side of the right cactus, shoot the rifle targets in a progressive sweep starting on either target. (example R1x1, R2x2, R1x3, R2x4)

**NEXT:**  
Shooting pistols from the opposite location from where rifle was shot, repeat rifle instructions using the pistol targets.



## STAGE 6



After pitching camp, Rooster tells Mattie that they are close to Ned's hideout, and says, "We'll get Chaney tomorrow." The next morning, Mattie goes to the creek for water. There, she finds Chaney watering the gang's horses. She pulls her pistol, then shoots Chaney only to graze him. He runs over and takes her prisoner. Ned then tells Rooster he has five minutes to ride over that bald ridge to the north or he will kill Mattie. Rooster yells back, "We'll need more time than that. Five minutes is not enough." Ned says, "Well that's all you got."

**ROUND COUNT:**  
10 rifle / 10 pistol /  
4+ shotgun

**GUN ORDER:**  
Pistols/Rifle/  
Shotgun or Rifle/  
Pistols/Shotgun

**STAGING:**  
Pistols holstered,  
rifle on center table,  
shotgun on table of  
choice.

**START:**  
At center table with  
hand(s) on pistol(s)  
or hand(s) touching  
rifle. Pistols must be  
holstered and rifle  
must be flat on table.

**LINE:**  
"We'll need more  
time than that."

## STAGE 6 SPONSOR Red Hills Rangers



**ATB:**  
Start shootin'

**PISTOLS:**  
With pistols shooting from between Rooster and Mattie, beginning on either target alternate between the outside targets for 5 rounds. THEN place remaining 5 rounds on the center target.

**RIFLE:**  
With rifle shooting from between Rooster and Mattie, beginning on any target place 1 round on each of the 10 targets.

**SHOTGUN:**  
With shotgun, knock down the 4 shotgun targets in any order. The left pair of targets must be shot from the left side of Rooster. The right pair must be shot from right side of Mattie.



## STAGE 7



After making camp, Rooster sends Mattie for water. LeBeouf tells them, "You're lucky to have water so handy. I've seen the time I've drank out of a filthy hoof print and glad to get it." An irritated Rooster replies, "If ever I meet one of you Texas waddies who ain't drank out of a hoof print, I think I'll shake his hand or buy him a Daniel Webster cigar."

**RND CNT:**  
10 pistol / 10 rifle  
/ 4+ shotgun


**GUN ORDER:**  
Shooters choice,  
rifle not last

**STAGING:**  
Pistols holstered,  
rifle on center  
table, shotgun on  
table of choice.

**START:**  
Standing behind  
table of choice, both  
hands on hat.

**LINE:**  
"I think I'll shake  
his hand"

## STAGE 7 SPONSOR Three Cut Guns



**ATB:**  
Start shooting.

**PISTOLS:**  
Shooting on the left side of Rooster and beginning on either target, alternate double taps for 10 rounds on the Rectangular Pistol target and the buffalo.

**RIFLE:**  
Shooting between Rooster and the horse and beginning on either target, alternate double taps between the buffalo and the square rifle target.

**SHOTGUN:**  
Shooting on the right side of the horse, knock down the 4 shotgun targets in any order. You may need to move to avoid shooting the cow.



## STAGE 8



One afternoon, Rooster pulls the cork a little early. When he climbs down off of Bo, LeBeouf asks, "What are you doing?" Rooster says, "I'm looking for a sign." LeBeouf tells him, "You couldn't see it if you saw it." While going up a steep grade, an intoxicated Rooster falls off his horse. LeBeouf asks, "Are you still looking for a sign?" Rooster replies, "It was Bo. He put his foot wrong; he's tired. This is no grade. I've freighted iron stoves up steeper grades than this." Not being able to get back up, Rooster tells them, "we'll pitch camp here."

**RND CNT:**  
10 pistol / 10 rifle / 4+ shotgun

**GUN ORDER:**  
Shotgun / Rifle / Pistols

**STAGING:**  
Pistols holstered, rifle on left table, shotgun held in one hand.

**START:**  
With one hand on activator lever and the other hand on shotgun. Shotgun can have 2 shells in it (either in the chambers of a double barrel or one in the magazine and one in the port of a 97 or 87) but the action must remain fully open until after the beep.

**LINE:**  
"I've freighted iron stoves up steeper grades than this."

## STAGE 8 SPONSOR A Dark Day On The Santa Fe




**ATB:**  
Push activator lever to start pendulum. Then with shotgun, shooting from the left side of Rooster, knock down the 4 shotgun targets in any order.

**NEXT:**  
With rifle, shooting from the left side of Rooster, shoot a double tap Nevada sweep starting on either end.

**NEXT:**  
With pistols, shooting from the right side of Rooster, using pistol targets repeat rifle instructions.



## STAGE 9



After Rooster learns that Ned and his gang are coming to the dugout for remounts, he tells Mattie and LeBeouf to take cover and not to shoot when they get there. "Let them go into the cabin," Rooster says, "I'll shoot the last man. That way they'll know our intentions are serious." When Ned arrives, he doesn't see Quincy or Moon, so he fires a shot to signal. When LeBeouf hears the shot, he shoots, only to kill Ned's horse. After a brief shootout, all but 2 of the men escape. Rooster takes the bodies and horses to McAlister's for identification. After Rooster tells the Indian Sergeant what happened, LeBeouf walks up. The Sergeant asks, "Is this the man that shot Ned Pepper's horse?" Rooster replies, "This is the famous horse killer from El Paso. He believes in putting everybody afoot." LeBeouf replies, "Fewer horses, fewer horse thieves."

**RND CNT:**  
10 pistol / 10 rifle  
/ 4+ shotgun

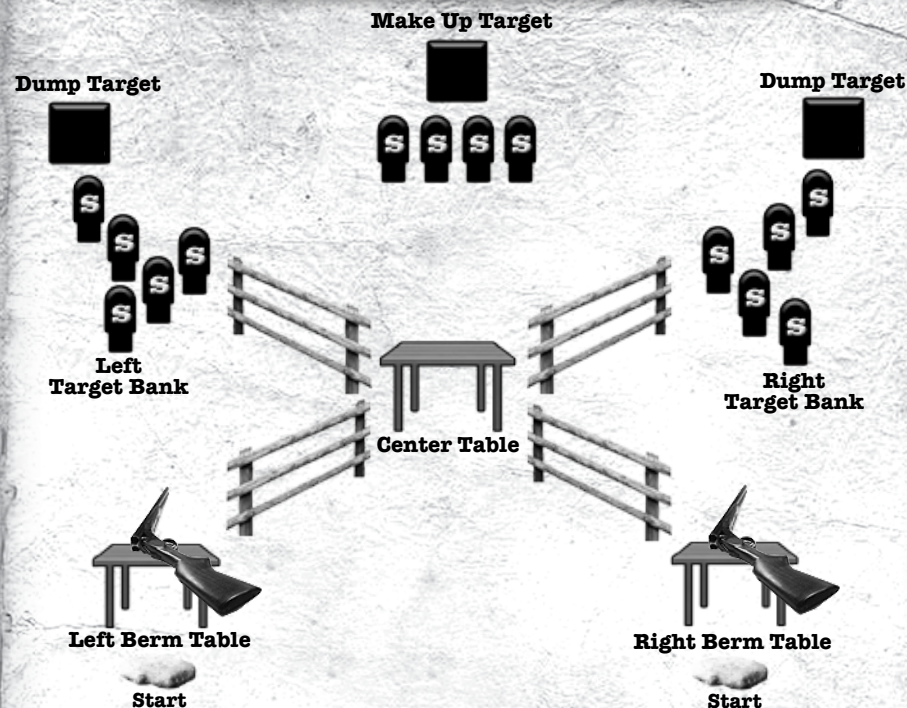
**GUN ORDER:**  
Rifle / Shotgun /  
Pistols

**STAGING:**  
Pistols holstered,  
rifle held in both  
hands, shotgun on  
either left or right  
berm table.

**START:**  
One foot touching  
start stone with  
Rifle held in both  
hands. If touching  
Left start stone you  
will be engaging  
the Right Target  
Bank. If touching  
the right stone you  
will be engaging the  
Left Target Bank.

**LINE:**  
"This is the famous  
horse killer from El  
Paso"

## STAGE 9 SPONSOR River Bend Rough Riders



**ATB:**  
With rifle, place as many rounds as necessary on the 5 knock down targets and place any remaining rounds on the dump target. Make rifle safe on the berm table with barrel between the rails. Misses on the dump target do NOT count as misses. If any of the knock down targets are still standing they can be made up at the end of the stage on the "Make Up" target using the shotgun.

**NEXT:**  
With shotgun, move to center and knock down the 4 shotgun targets in any order. Make shotgun safe on center table.

**NEXT:**  
With pistols, using the target bank opposite from the bank shot with rifle, repeat rifle instructions with pistols.

**NEXT:**  
If any rifle or pistol targets remain standing, retrieve shotgun from center table and place one round on the make up target for each knock down still standing. Do NOT shoot the rifle/pistol targets with your shotgun. Unfired rounds will count as misses.



## STAGE 10



**M**attie decides Rooster is the Marshall she wants to hire to track down Chaney. She meets him outside of Judge Parker's court room. She tells him who she is and what she wants. Rooster asks, "What do you have to offer?" She replies, "On top of what the government pays you, I'll give you fifty dollars." He asks, "What else do you have in the poke?" She pulls out a pistol. Rooster takes it then says, "That Colt Dragoon, what are you doing with that? It's almost as big as you." She replies, "It's my father's. If the law won't bring in Chaney, I'm going to shoot him myself." Rooster tells her, "It'll get the job done if you can find a fence post to rest it on."

**RND CNT:**  
10 pistol / 10 rifle /  
6+ shotgun


**GUN ORDER:**  
Shooters choice, rifle  
not last

**STAGING:**  
Pistols holstered or  
staged, rifle in center  
window, shotgun  
on right table or  
anywhere on wagon.

**START:**  
At any shooting  
position, standing in  
any position. You may  
have gun(s) in hand  
and you may also be  
touching ammo but  
shells must remain in  
belt. Pistols may be  
staged or holstered at  
start of stage and may  
be holstered or staged  
after firing.

**LINE:**  
"It'll get the job done."

## STAGE 10 SPONSOR Kitty's Kloset & Emporium



**ATB:**  
Start shootin'

**PISTOLS:**  
With pistols place at least 2 rounds on each of the 4 pistol targets. The left targets must be engaged thru the left window. The right targets must be engaged thru the right window.

**RIFLE:**  
With rifle, place at least 3 rounds on each of the 3 rifle targets. The targets must be engaged thru the center window.

**SHOTGUN:**  
With shotgun, knock down the 6 shotgun targets in any order. The left pair of targets must be shot from the left side of the cactus. The center pair must be shot thru a window or windows. The right pair must shot from the right side of Rooster.