

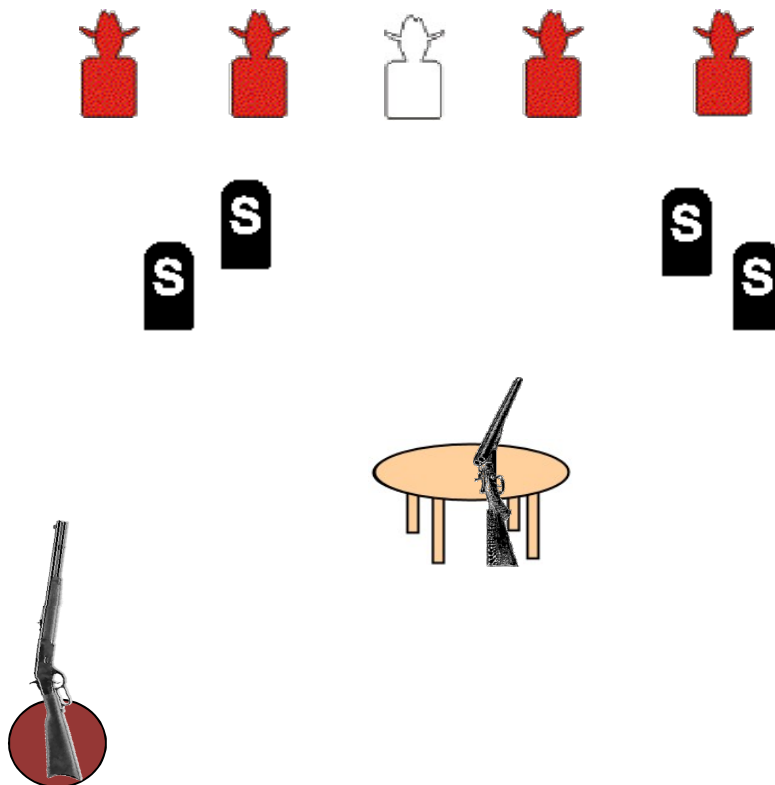


South River Shootists'
October 2018
Match Stages

Provided by Marauder & Crew

SRS OCTOBER '18

Warm up



START

Ammo: Pistols 10, Rifle 10 Shotgun 4+

Staging: Two pistols, loaded with five rounds each and holstered. Rifle, loaded with 10 rounds, at port arms. Shotgun, with at least four rounds on your person, staged on the table.

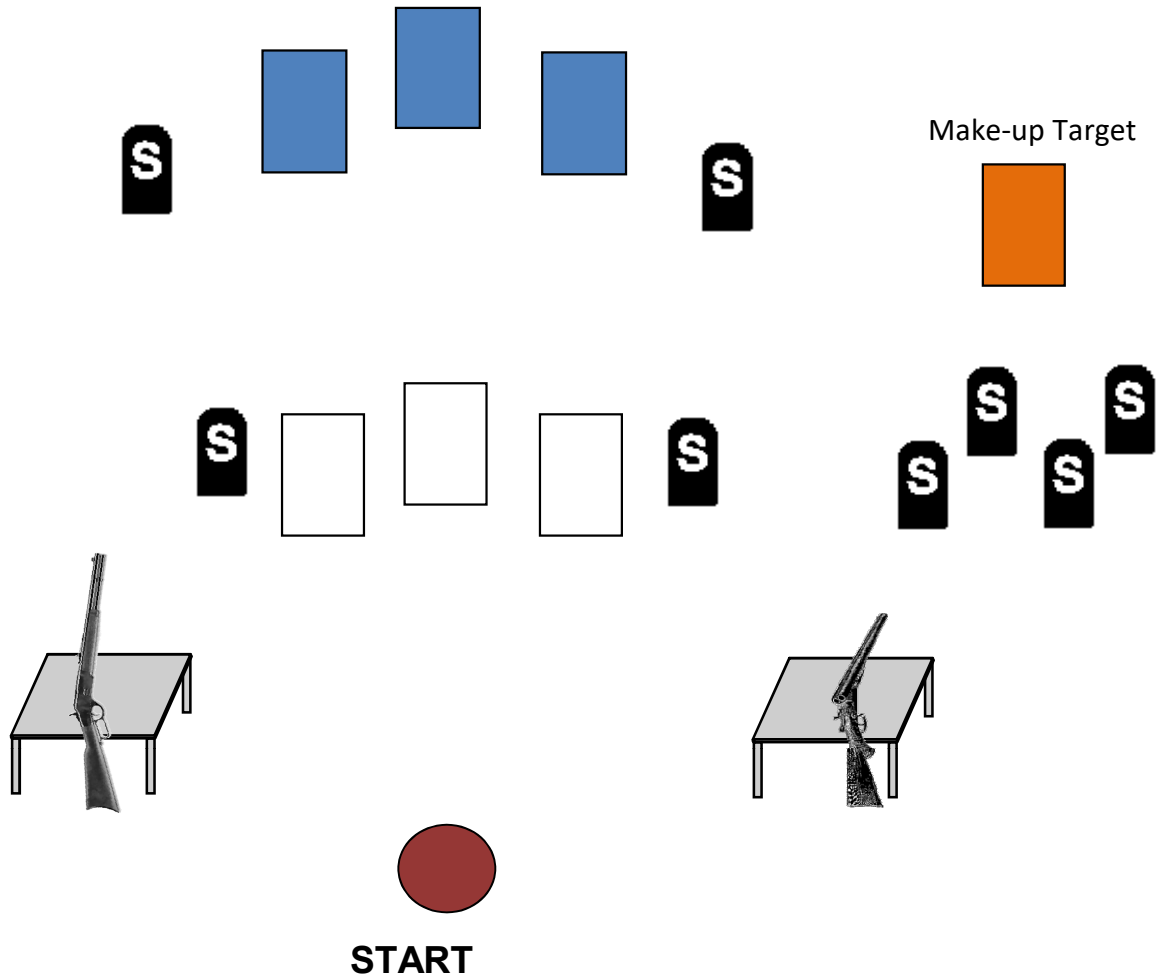
Starting Position: Standing with at least one foot touching the starting stone.

Procedure: Shooter will say "**LET'S SHOOT**" and wait for the beep. ATB, engage the rifle targets in a double-tap Sweep starting from either end. **Take rifle to next table.** Shoot pistols by **REPEATING INSTRUCTIONS FOR THE RIFLE.** Retrieve shotgun and engage the shotgun targets in any order.

SRS OCTOBER '18 STAGES

Stage 1

I don't need not stinkin Shotgun . . Or do I?



Ammo: Pistols 10, Rifle 10 Shotgun 4 + ?

Staging: Two pistols, loaded with five rounds each and holstered. Rifle, loaded with 10 rounds, on a table. Shotgun staged on other table.

Starting Position: Standing with at least one foot touching the starting stone.

Procedure: Shooter will say "**LET'S SHOOT**" and wait for the beep.

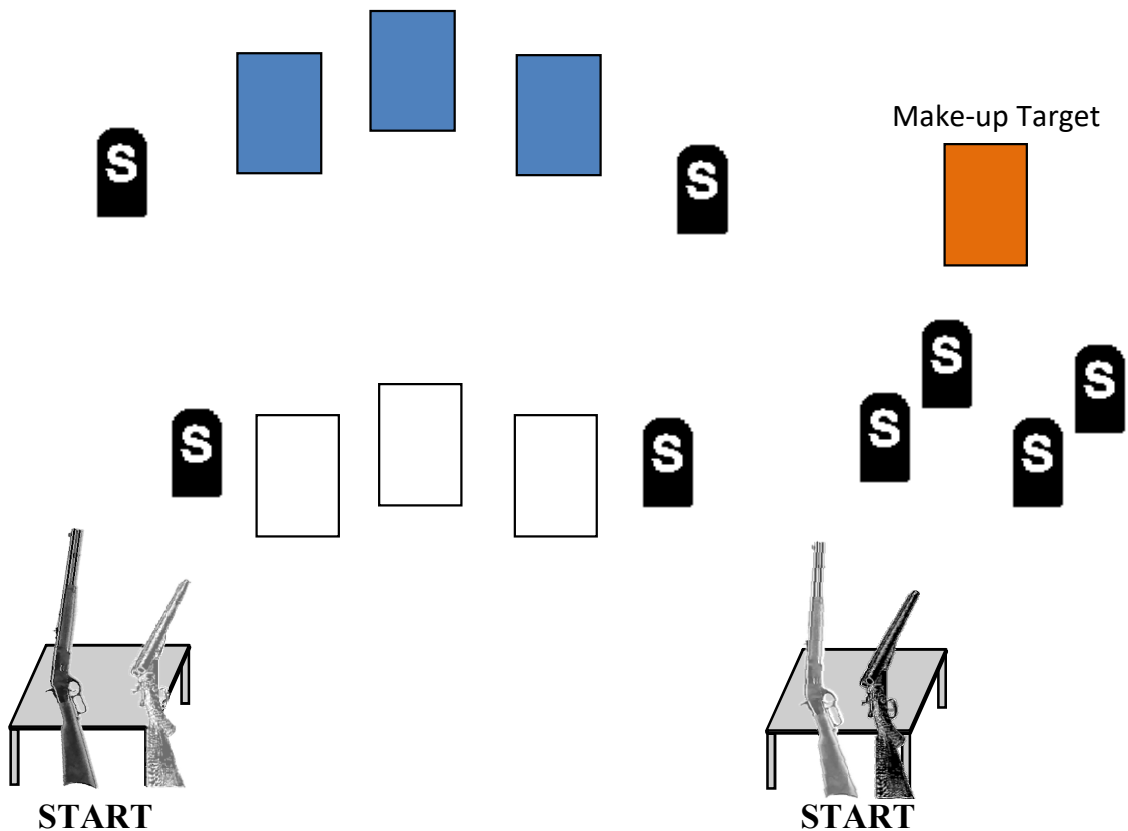
ATB, with rifle shoot outside target do a 1-2-2 sweep. Then repeat starting on other side.

Move somewhere between tables and with pistol, repeat the rifle instructions.

Shotgun shoot the four shotgun targets and then **make up any standing knockdowns by firing at the make-up target.**

SRS OCTOBER '18 STAGES

Stage 2



Ammo: Pistols 10, Rifle 10 Shotgun 4+

Staging: Two pistols, loaded with five rounds each and holstered.
Rifle, loaded with 10 rounds, staged on a table.
Shotgun, with at least four rounds on your person, staged on the other table.

Starting Position: Standing behind the rifle.

Procedure: Shooter will say "**This looks familiar**" and wait for the beep.

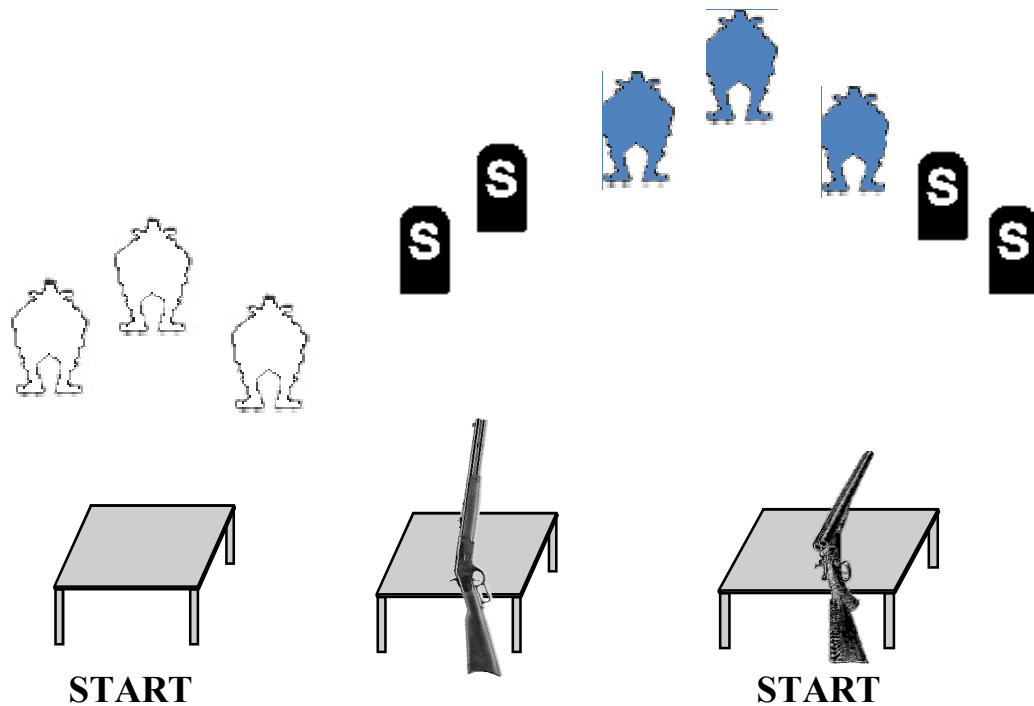
ATB, with rifle, sweep starting on either end target. Dump the last five rounds on the center target.

Move somewhere between tables and using pistol, repeat rifle instructions.

At the last table and engage the 4 knockdown targets. Make up any "misses" on the other knockdowns by firing at the make-up target.

SRS OCTOBER '18 STAGES

Stage 3



Ammo: Pistols 10, Rifle 10 Shotgun 4+

Staging: Two pistols loaded with five rounds each and holstered. Rifle, loaded with 10 rounds, staged on the center table. Shotgun, with at least four rounds on your person, staged on the RIGHT table.

Starting Position: Standing at either start position.

Procedure : Shooter will say "**Middle guy looks tough!**" and wait for the beep. ATB, if using pistols, engage the pistol targets shoot the middle guy twice, then sweep the three targets. Repeat instruction.

Retrieve rifle and, and repeat the instructions for the pistol.

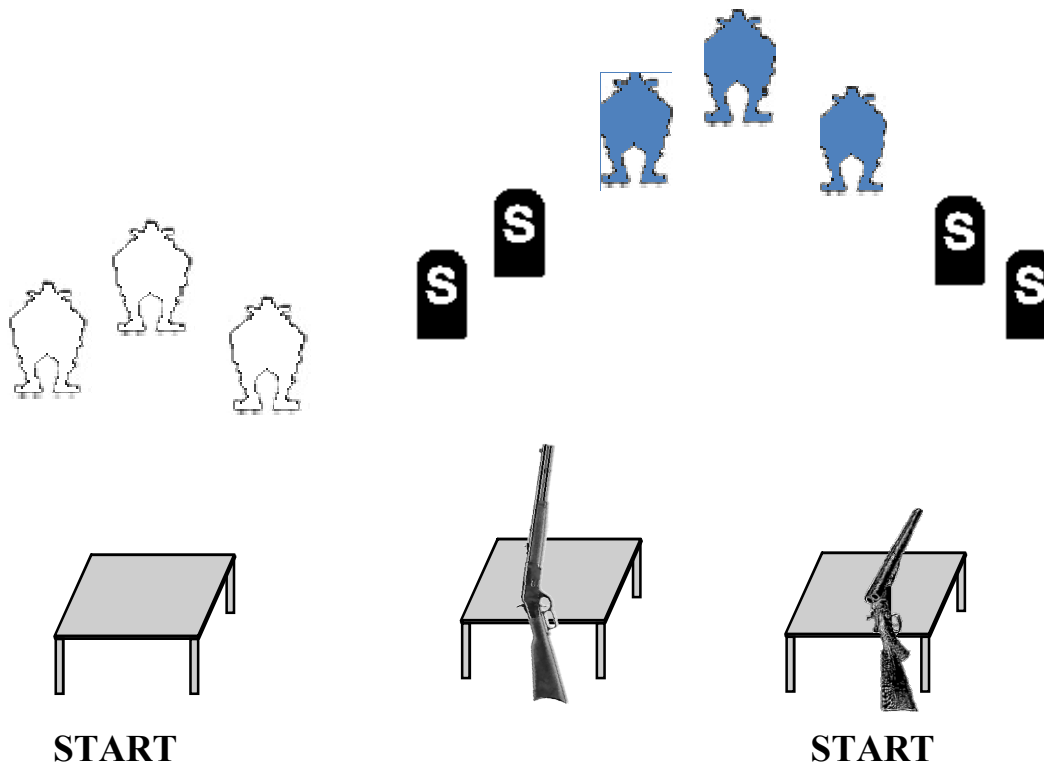
Retrieve Shotgun and engage the shotgun targets in any order.

If starting on right, shoot Shotgun, rifle, then pistols.

SRS OCTOBER '18 STAGES

Stage 4

That sneaky guy in the middle again.



Ammo: Pistols 10, Rifle 10 Shotgun 4+

Staging: Two pistols loaded with five rounds each and holstered. Rifle, loaded with 10 rounds, staged on the center table. Shotgun, with at least four rounds on your person, staged on the right table.

Starting Position: Standing behind right or left table.

Procedure : Shooter will say "He's Sneaky!" and wait for the beep.

ATB shoot pistol targets in a CONTINUOUS Nevada sweep, starting with the middle target.

Move to rifle and repeat the pistol instructions.

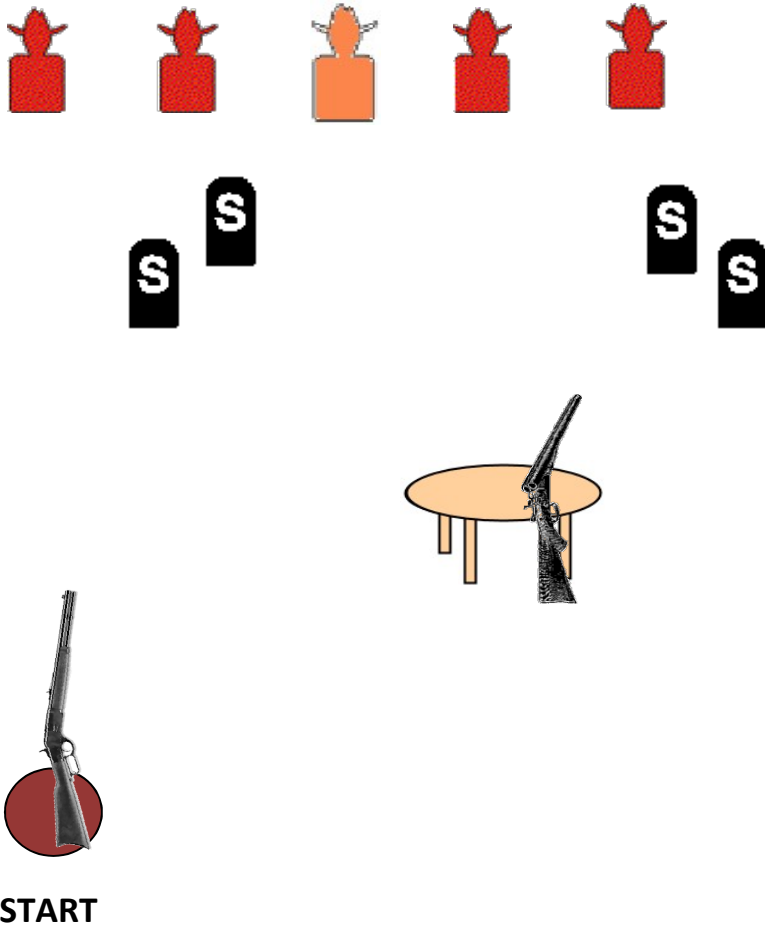
Shotgun targets are engaged any order.

If starting on right, shoot shotgun, rifle, pistols.

SRS OCTOBER '18 STAGES

Stage 5

Yup, Scary Stage 5



Ammo: Pistols 10, Rifle 10 Shotgun 4+

Staging: Pistols holstered, Rifle in hand. Shotgun staged on right table.

Start: Standing touching stone, rifle pointed downrange in hand(s).

Procedure: When ready, say "**This is Scary!!!**"

Starting on an outside target, shoot 2-1-2 on three adjacent targets, then repeat from opposite side. **TAKE Rifle to right table!**

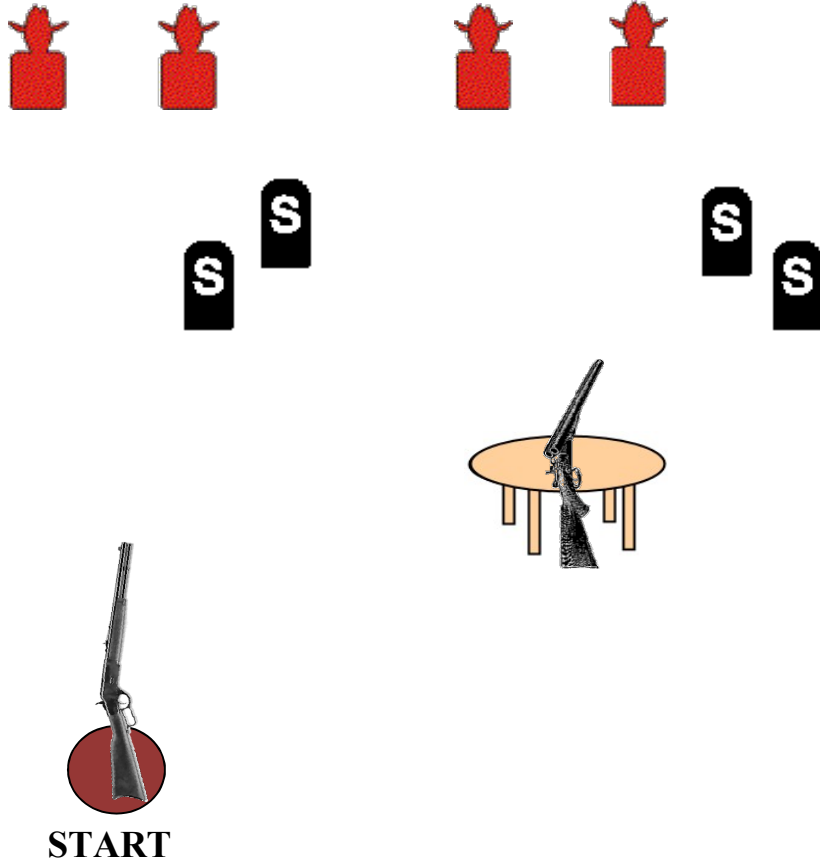
Pistol, repeat instruction for rifle.

Shoot 4 shotgun targets, any order.

SRS OCTOBER '18 STAGES

Stage 6

The Last Stage, for some at least..



Ammo: Pistols 10, Rifle 10 Shotgun 4+

Staging: Pistols holstered, Rifle at port arms. Shotgun staged on right table.

Start: Standing with one foot touching stone, rifle held John Wayne style.

Procedure: When ready, say "**Are ya scared yet?!!!**"

With rifle do a Lawrence Welk Sweep. **Take Rifle to right table.**

With pistol, repeat rifle instructions.

Shoot shotgun targets, any order.

Lawrence Welk Sweep - 1 on Target 1, 2 on 2, 3 on 3 and 4 on 4th target.

John Wayne Style:

Off hand on "weak" pistol grip. Rifle in strong hand with rifle butt on strong hip.