

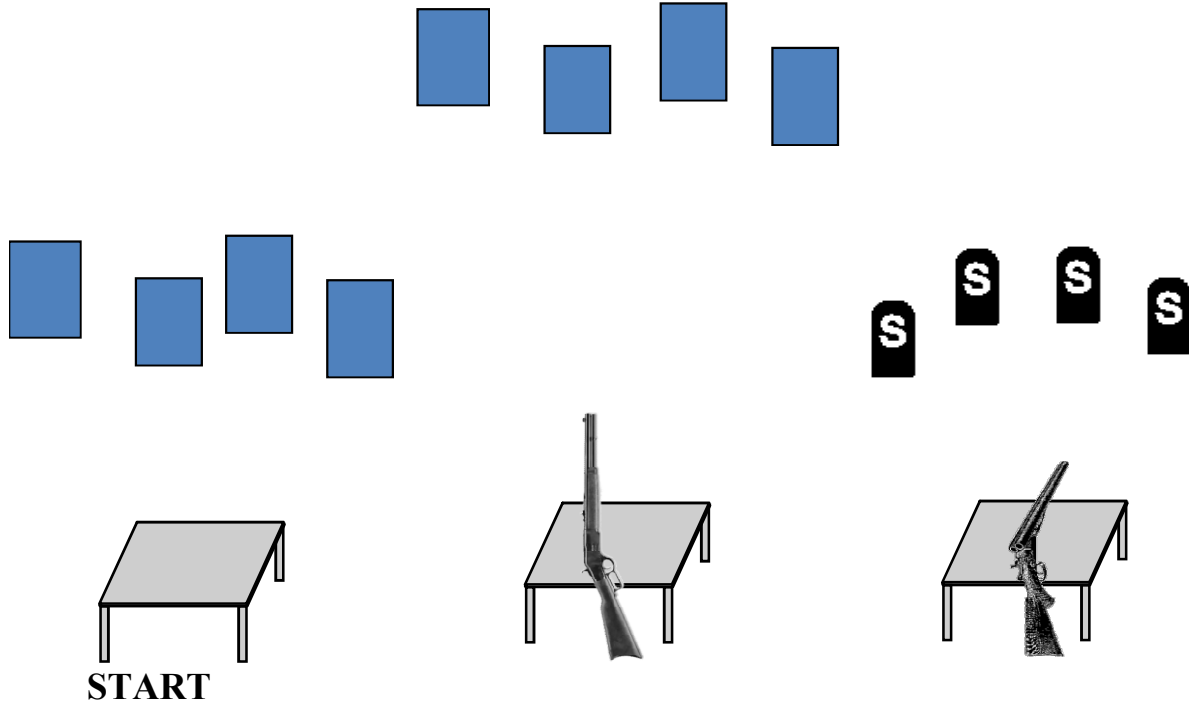


*South River Shootists'
Thanksgiving 2018
Match Stages*

Provided by Marauder & Crew

SRS '18 THANKSGIVING SHOOT

WARM UP



Ammo: Pistols 10, Rifle 10 Shotgun 4+

Staging: Rifle, loaded with 10 rounds, staged on center table.

Two pistols, loaded with five rounds each and holstered.

Shotgun, with at least four rounds on your person, staged on right table.

Starting Position: Standing behind left table, hands on pistols..

Procedure: Shooter will say "**Warm Up!**" and wait for the beep.

After the beep, with pistols, shoot a 3-2-3-2 sweep from either end.

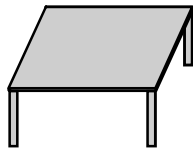
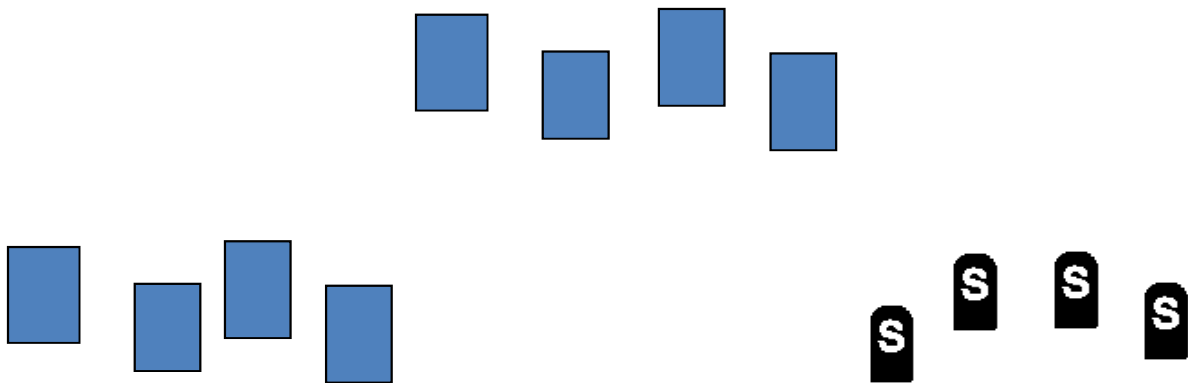
With rifle, repeat pistol instructions..

Shotgun - shoot the four shotgun targets in any order.

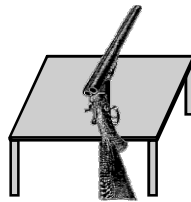
SRS '18 THANKSGIVING STAGES

STAGE 1

I'm No Turkey!



START



START

Ammo: Pistols 10, Rifle 10 Shotgun 4+

Staging: Rifle, loaded with 10 rounds, staged on center able.

Two pistols, loaded with five rounds each and holstered.

Shotgun, with at least four rounds on your person, staged on right table.

Starting Position: Standing behind left or right table, hands touching hat.

Procedure: Shooter will say "**I'm no Turkey !**" and wait for the beep.

If starting on left, After the beep, starting on either end, sweep the 4 targets, then triple-tap target 3, double-tap target 2 and single-tap target 1. **

Move to rifle and repeat pistol instructions.

Shotgun - shoot the four shotgun targets in any order.

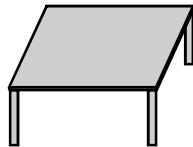
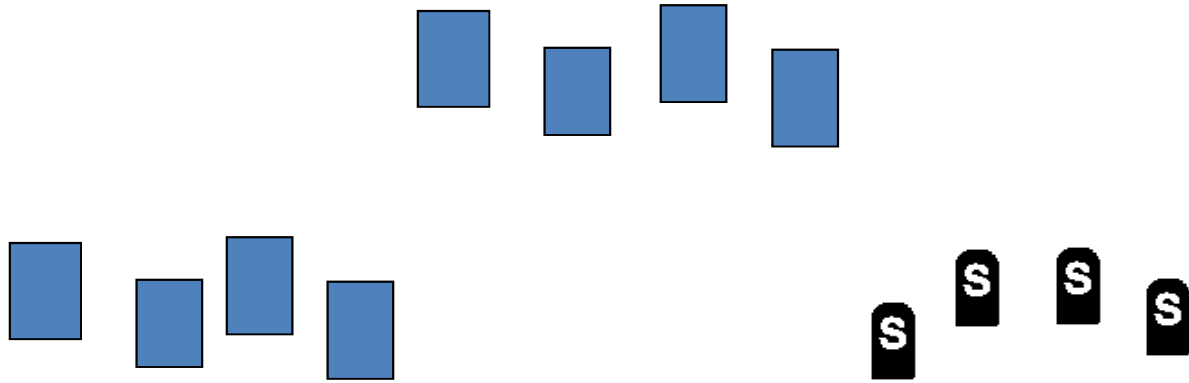
If starting on right, shoot shotgun, rifle then pistols.

**Sequence: 1, 2, 3, 4, 3, 3, 3, 2, 2, 1

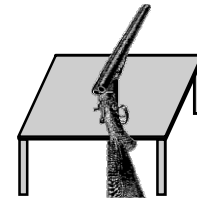
SRS '18 THANKSGIVING STAGES

STAGE 2

Yer the Turkey!



START



START

Ammo: Pistols 10, Rifle 10 Shotgun 4

Staging: Rifle, loaded with 10 rounds, staged on center table.

Two pistols, loaded with five rounds each and holstered.

Shotgun, with at least four rounds on your person, staged on right table.

Starting Position: Standing behind the opposite table used last time. Both hands touching table.

Procedure: Shooter will say "Yer a Turkey. . . !" and wait for the beep.

After the beep, if on left, starting on either end, shoot pistols in a 1-2-3-4-3 sweep. Repeat instructions.

With rifle repeat pistol instructions.

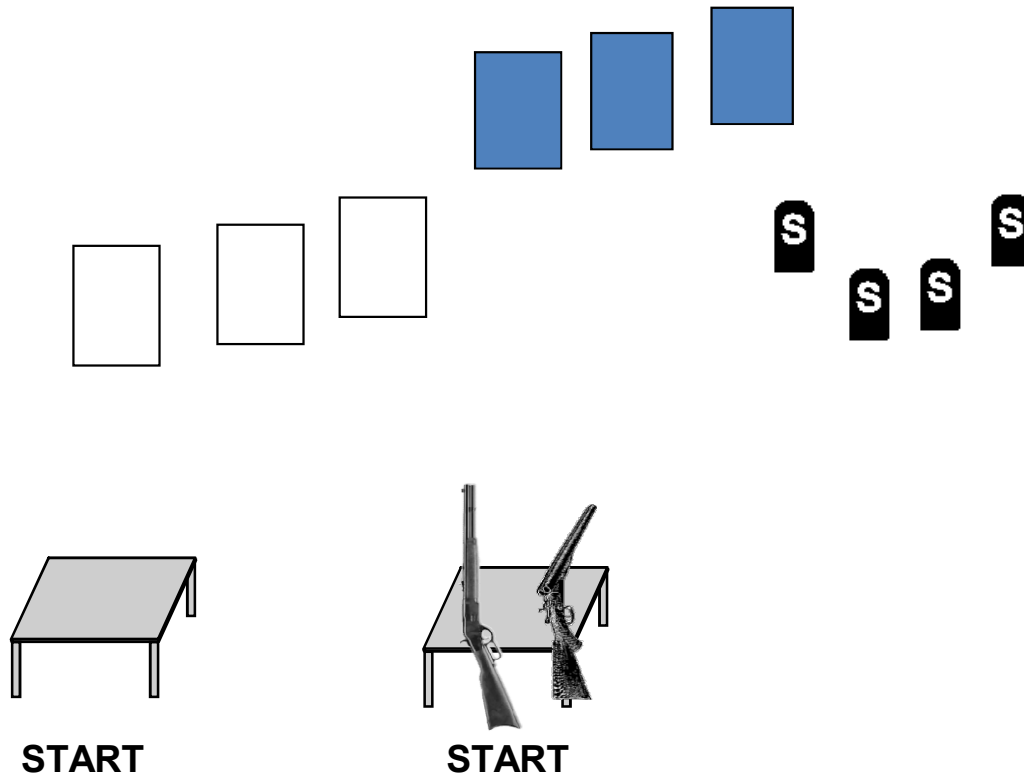
Engage the 4 shotgun targets.

If starting on right, shoot shotgun, rifle then pistols.

SRS '18 THANKSGIVING STAGES

STAGE 3

A Thanksgiving Treat



Ammo: Pistols 10, Rifle 10 Shotgun 4+

Staging: Rifle, loaded with 10 rounds, staged on table.
Two pistols, loaded with five rounds each and holstered.
Shotgun, with at least four rounds on your person, staged on table.

Starting Position: Standing behind either table, in your favorite ready position but hands not touching guns or ammo.

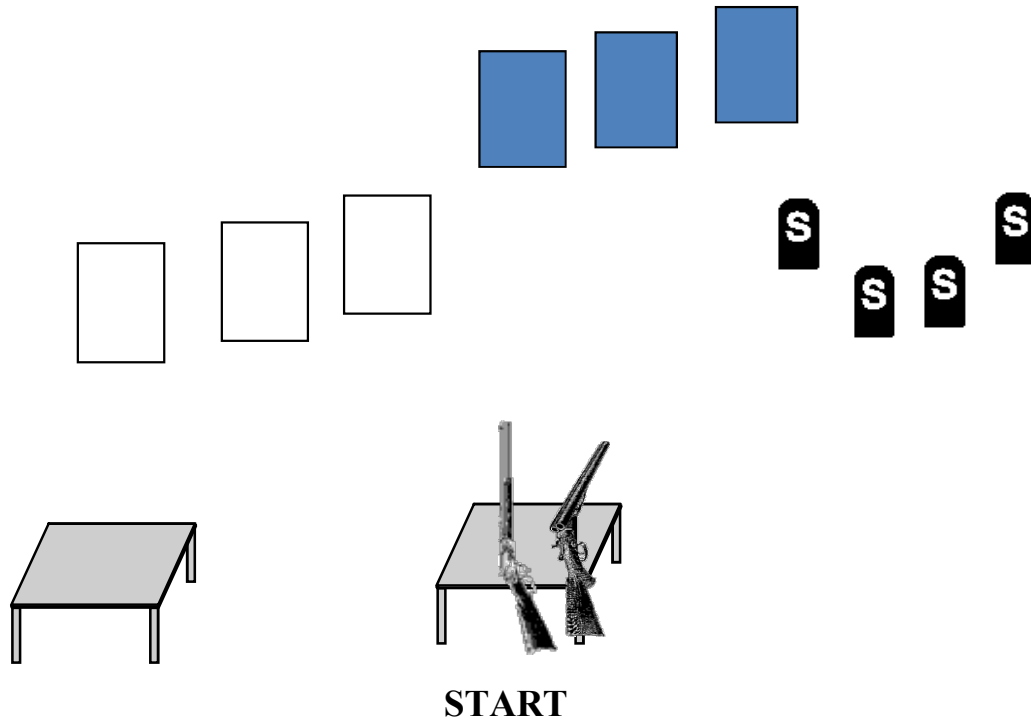
Procedure: Shooter will say "**I'm Thankful!**" and wait for the beep.
After the beep, if on left with pistols shoot triple-tap center target, then double tap each outside target. Finish by triple-tapping center target.
With rifle, repeat pistol instructions.
Shotgun - shoot the four shotgun targets in any order.

If starting on right, shoot shotgun, rifle, then pistols.

SRS '18 THANKSGIVING STAGES

STAGE 4

Someone stole a cowboy's turkey.



Ammo: Pistols 10, Rifle 10 Shotgun 4

Staging: Rifle, loaded with 10 rounds, staged on table.
Two pistols, loaded with five rounds each and holstered.
Shotgun held in both hands, with at least four rounds on your person.

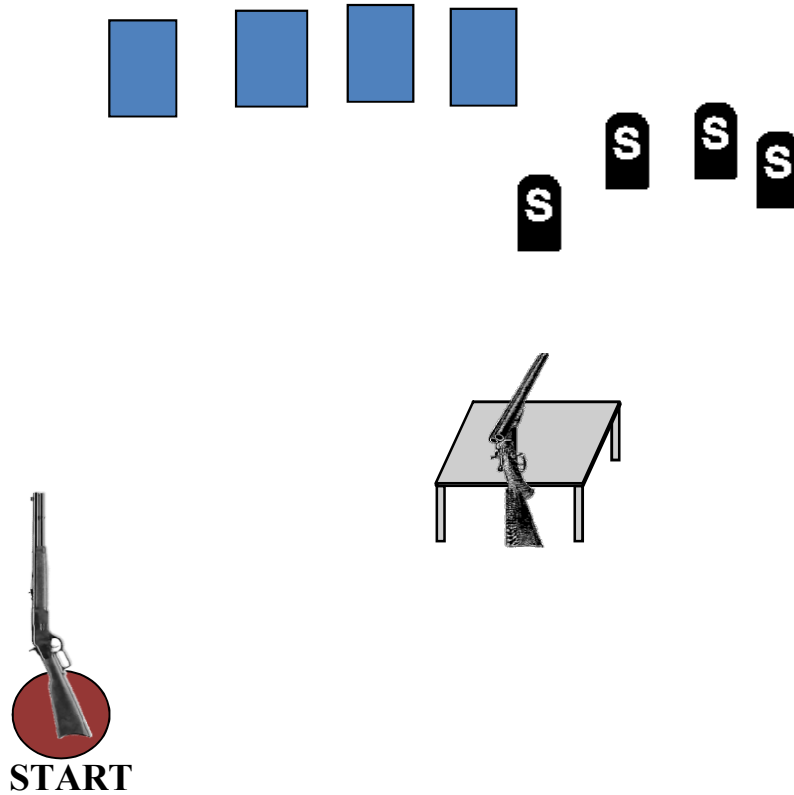
Starting Position: Standing behind the table.

Procedure: Shooter will say "**Where's My Turkey. . . !**" and wait for the beep.
After the beep, with shotgun shoot the 4 shotgun targets.
With rifle double-tap the center target, then sweep all three. Repeat instructions.
With pistol repeat rifle instructions..

SRS '18 THANKSGIVING STAGES

STAGE 5

A little movement, please.



Ammo: Pistols 10, Rifle 10 Shotgun 4+

Staging: Rifle, loaded with 10 rounds, held at port arms.
Two pistols, loaded with five rounds each and holstered.
Shotgun, with at least four rounds on your person, staged on right table.

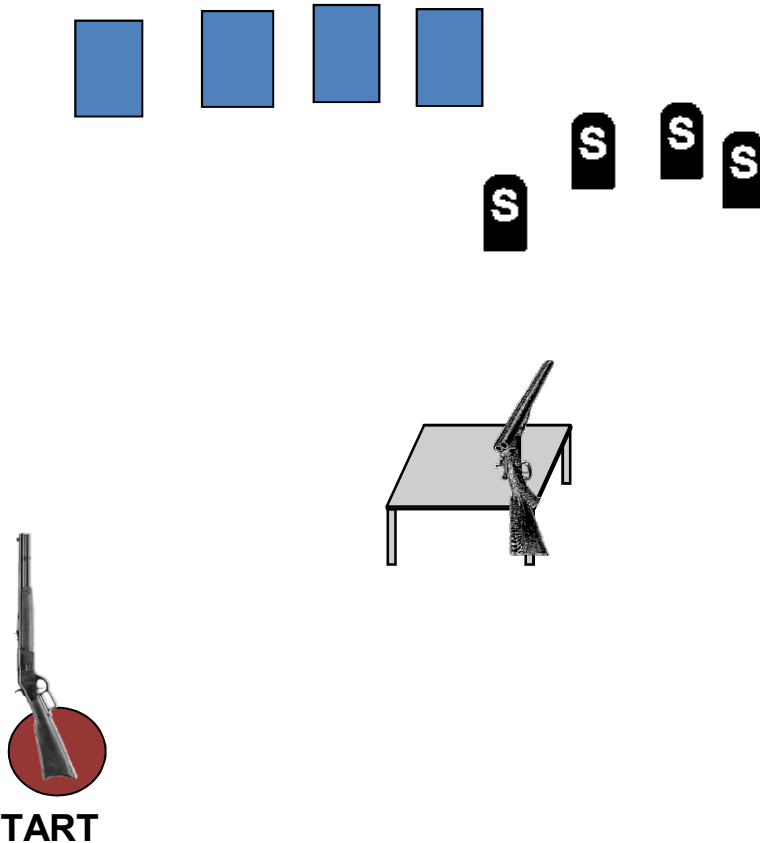
Starting Position: One foot touching stone, rifle at port arms.

Procedure: Shooter will say "**Move Out!**" and wait for the beep.
After the beep, with rifle, shoot targets in a "Nevada Sweep" 1-2-1-2-1-2-1
Place rifle on table (on right).
Shotgun - shoot the four shotgun targets in any order.
Shoot pistols with same instructions as the rifle. (You may move for the pistols if you like.)

SRS '18 THANKSGIVING STAGES

STAGE 6

We've a Lot to be Thankful For



Ammo: Pistols 10, Rifle 10 Shotgun 4

Staging: Rifle, loaded with 10 rounds, held at port arms.
Two pistols, loaded with five rounds each and holstered.
Shotgun, with at least four rounds on your person, staged on right table.

Starting Position: Standing with at least one foot touching the starting stone, rifle in hand(s).

Procedure: Shooter will say "A Lot to be Thankful For. . . !" and wait for the beep.
After the beep, with rifle single-tap 3 targets and dump 7 on the last.
Move to left table, place rifle on table.
Shoot pistols with the rifle instructions.
With shotgun shoot the 4 shotgun targets.