



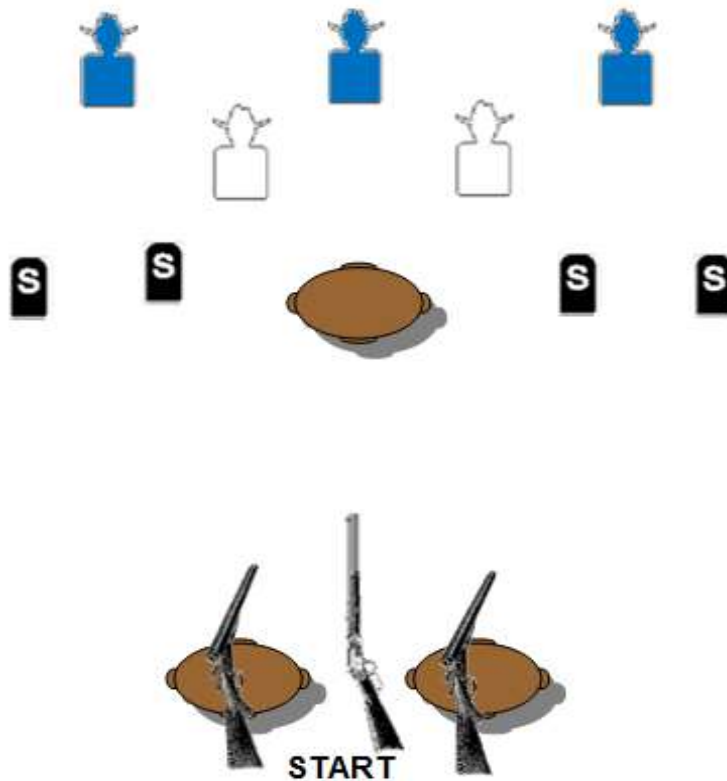
July 2018
Stages

Yes, It's Hot!

SRS COWBOYS JULY '18 SHOOT

Warm Up

A Summer Warm up



Ammo: Pistols 10, Rifle 10 Shotgun 4+

Staging: Pistols holstered. Rifle in one hand. Shotgun on a table.

Start: Standing between the tables, rifle in hand(s).

Procedure: Say, "Let's Shoot!"

ATB, with rifle double-tap each target in a circle pattern, starting on a front target.

Place rifle on table **pointing to a side berm**. Shoot shotgun knockdowns.

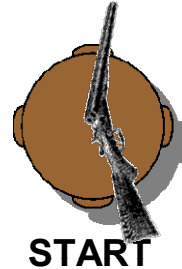
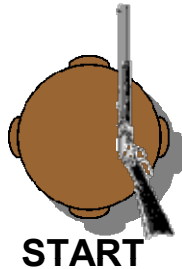

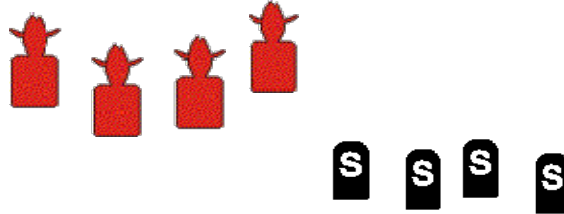
Make shotgun safe on table pointing at side berm OR take to forward table.

With pistols, repeat rifle instructions.

SRS COWBOYS JULY '18 SHOOT

STAGE 1

Herdin Cats



Ammo: Pistols 10, Rifle 10 Shotgun 4+

Staging: Rifle on left table, shotgun on right table. Pistols holstered.

Start: Standing behind left with hands on pistols.

Or behind right table with one hand on shotgun and other hand touching shells

Procedure: Say, "Durn Cats"

If starting on left, with pistols, starting on either end, do a "cat herder's sweep" on the 4 targets.

With rifle, repeat pistol instructions.

Move to right table and with shotgun, shoot knockdown targets.

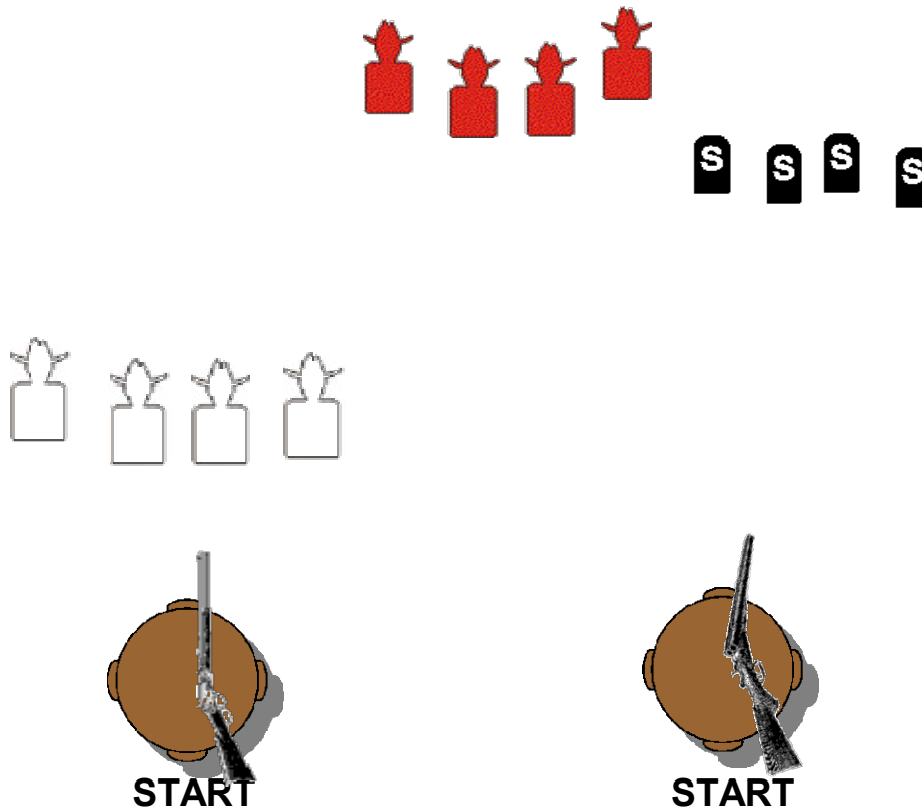
If starting on right, shoot Shotgun, Rifle, Pistols.

Cat Herder's Sweep - A Nevada sweep but double-tapping the end targets.

SRS COWBOYS JULY '18 SHOOT

STAGE 2

Borrowed from Out West



Ammo: Pistols 10, Rifle 10 Shotgun 4+

Staging: Rifle "flat" on left table, shotgun "flat" on right table. Pistols holstered.

Start: Standing behind either table, both hand on gun.

Procedure: Say, "Albaquackie?"

If starting on right, shoot the shotgun targets.

With rifle, triple-tap an inside target, then sweep all 4 and triple-tap the other inside target. (Ex 2-2-2-1-2-3-4-3-3-3)

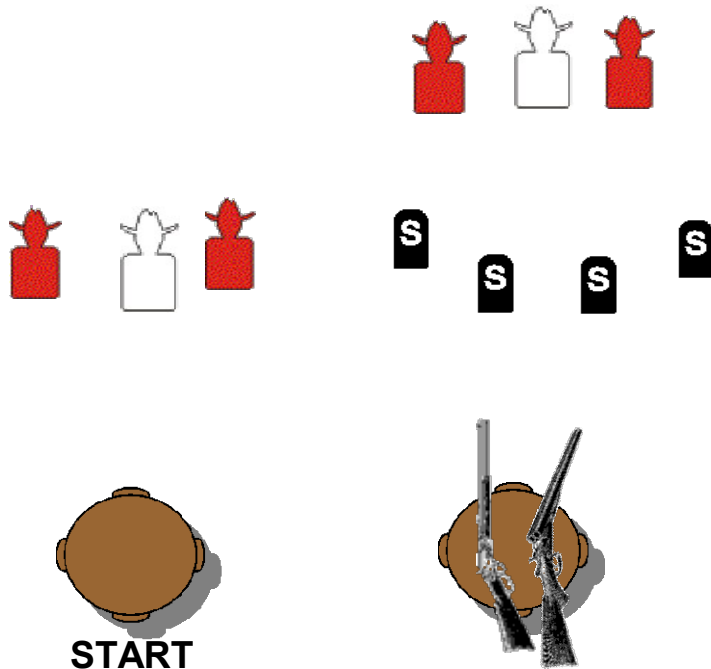
With pistols, repeat rifle instructions.

If starting on Left, shoot Rifle, Pistols, Shotgun.

SRS COWBOYS JULY '18 SHOOT

STAGE 3

Hot Enough Fer Ya?



Ammo: Pistols 10, Rifle 10 Shotgun 4+

Staging: Rifle and shotgun on right table. Pistols holstered.

Start: Standing behind center of left table with both hands pointing at targets

Procedure: Say, "Let's Make It Hot!"

With pistols, in no particular order, shoot outside targets 4 times and inside target twice.

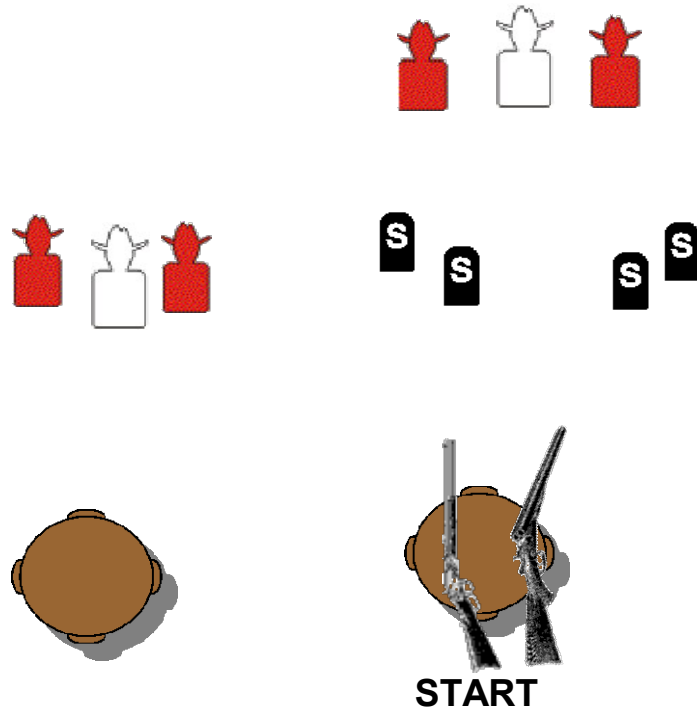
Move to right table and with rifle repeat the pistol instructions.

With shotgun, knock down the shotgun targets.

SRS COWBOYS JULY '18 SHOOT

STAGE 4

West of Utah & East of California



Ammo: Pistols 10, Rifle 10 Shotgun 6+

Staging: Rifle and shotgun on right table. Pistols holstered.

Start: Standing behind right table with both hands on hat (and hat on head).

Procedure: Say, "Yup, That's Nevada!"

With rifle, starting on the middle target, shoot a continuous Nevada sweep.

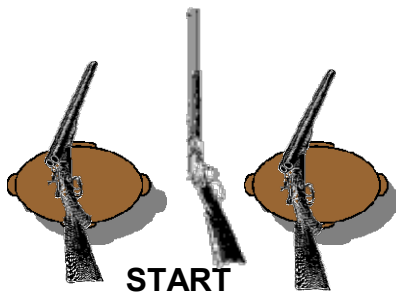
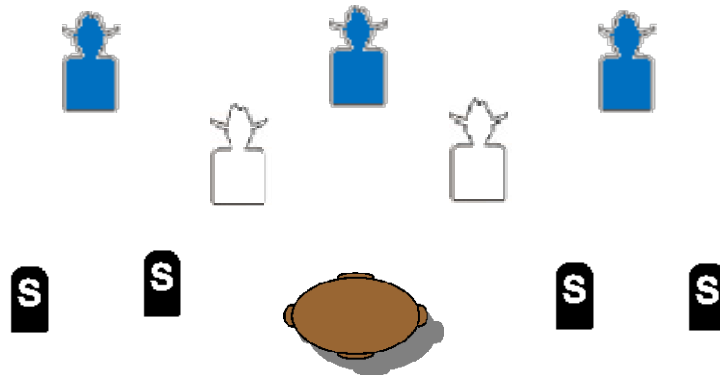
With shotgun, shoot shotgun targets. Make shotgun safe.

At the left table, with pistols repeat the rifle instructions.

SRS COWBOYS JULY '18 SHOOT

STAGE 5

How Did He Stand?



Ammo: Pistols 10, Rifle 10 Shotgun 4+

Staging: Rifle held with one hand, shotgun on either table. Pistols holstered.

Start: Standing between the tables, "John Wayne stance."
one hand holding the rifle with butt on strong hip, other hand on other hip.

Procedure: Say, "What!!!"

ATB -With rifle, starting on either end, sweep the targets from either end. Repeat.
Stage Rifle safely **pointing at side berm.**

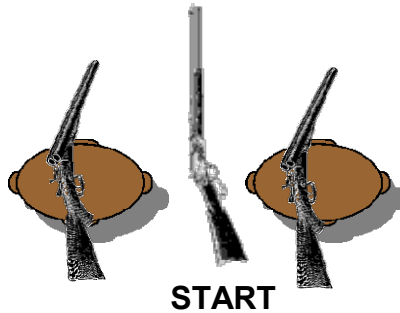
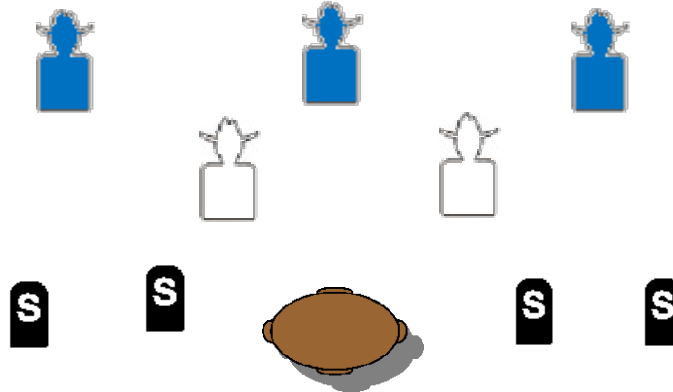
With shotgun, shot the four knockdowns . Make shotgun safe on table pointing at side berm.

Move to forward table and with pistols, repeat the rifle instructions. You may shoot pistols anywhere between the tables, but you cannot "shoot and move."

SRS COWBOYS JULY '18 SHOOT

STAGE 6

W means Win!



Ammo: Pistols 10, Rifle 10 Shotgun 4+

Staging: Rifle held both hands, shotgun on either table. Pistols holstered.

Start: Standing between the tables holding rifle in both hands.

Procedure: Say, "Looks Like a Win to Me!"

ATB -With rifle, starting on either end, shoot white targets, **then** blue targets once each. Repeat. Stage Rifle safely **pointing at side berm.**

With shotgun from where staged, shot the four knockdowns. Make shotgun safe on table pointing at side berm OR take to forward table.

Move to forward table and with pistols, repeat the rifle instructions. You may shoot pistols anywhere between the tables, but you cannot "shoot and move."