



August 2018
Stages

SRS COWBOYS AUGUST '18 SHOOT

Warm Up

Another August Day



Ammo: Pistols 10, Rifle 10 Shotgun 4+

Staging: Pistols holstered. Rifle on a table. Shotgun on same table.

Start: Standing behind table of choice, one hand on shotgun, one on shells.

Procedure: Say, "Let's Shoot!"

ATB, with shotgun shoot the 4 shotgun targets. Stage gun pointing at side berm.

With rifle shoot a Regressive sweep from either side.

(4 on target 1, 3 on target 2, 2 on target 3, 1 on target 4).

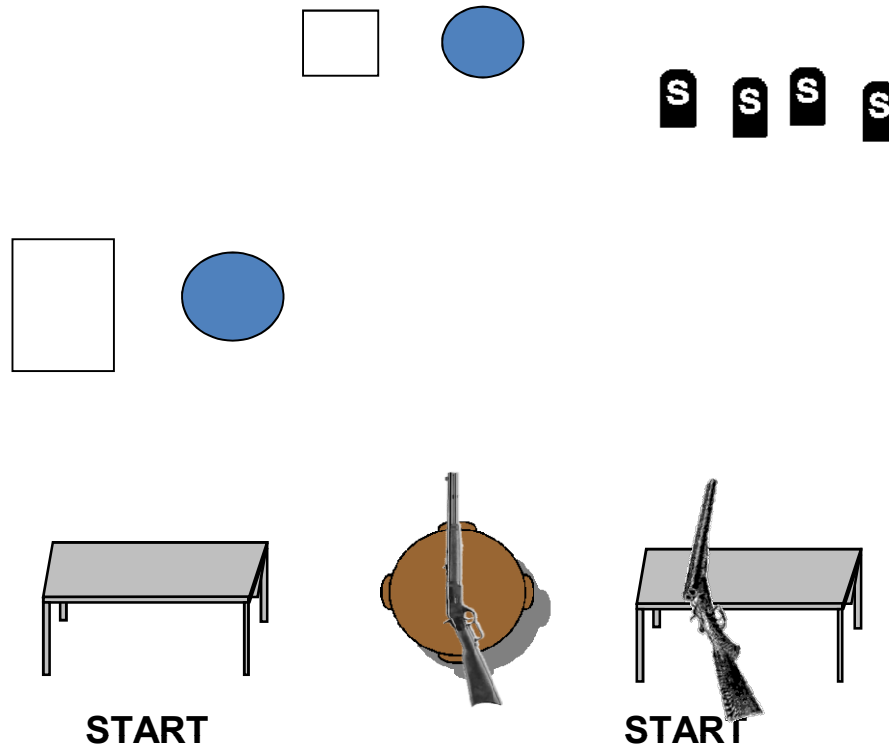
Make rifle safe on table pointing at side berm OR take to forward table.

With pistols, repeat rifle instructions.

SRS COWBOYS AUGUST '18 SHOOT

STAGE 1

Let's March



Ammo: Pistols 10, Rifle 10 Shotgun 4+

Staging: Rifle on center table, shotgun on right table. Pistols holstered.

Start: Standing behind left table with hands on pistols.

Or behind right table with shotgun in hands

Procedure: Say, "Not much for marching"

If starting on left, with pistols, shoot left target 3 times, then right once, then left one more time. Repeat instructions.

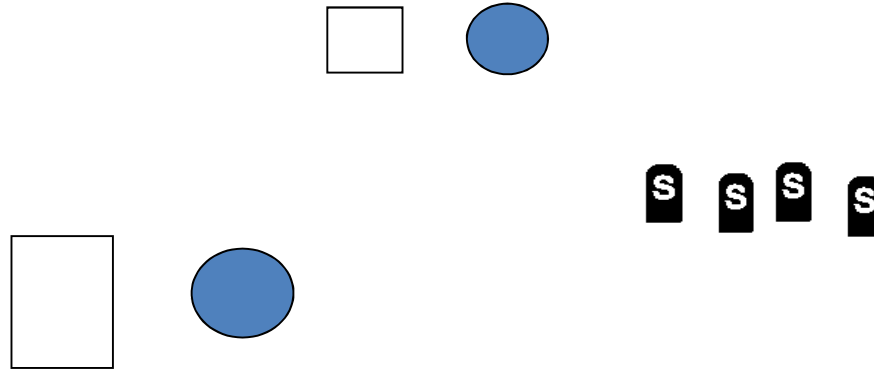
With rifle, repeat pistol instructions.

At right table with shotgun, shoot knockdown targets.

If starting on right, shoot Shotgun, Rifle, Pistols.

SRS COWBOYS AUGUST '18 SHOOT

STAGE 2



Ammo: Pistols 10, Rifle 10 Shotgun 4+

Staging: Rifle "flat" on left table, shotgun "flat" on right table. Pistols holstered.

Start: Standing behind either table, both hand on gun(s).

Procedure: Say, "2 - 1 - 2"

If starting on right, shoot the shotgun targets.

With rifle, shoot one target twice, another target once, then the first target twice then repeat instructions.

(2-1-2 on two targets)

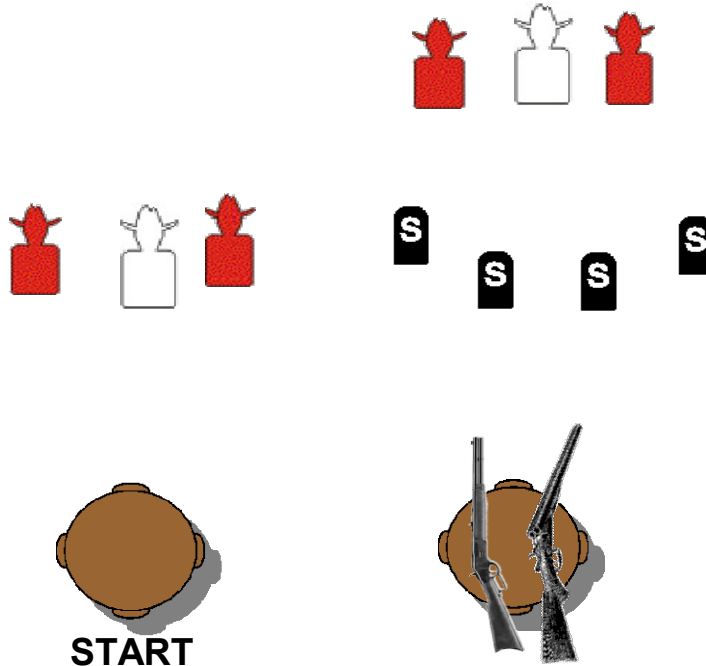
With pistols, repeat rifle instructions.

If starting on Left, shoot Pistols, Rifle, Shotgun.

SRS COWBOYS AUGUST '18 SHOOT

STAGE 3

A new one



Ammo: Pistols 10, Rifle 10 Shotgun 4+

Staging: Rifle and shotgun on right table. Pistols holstered.

Start: Standing behind center of left table, hands not touching pistols

Procedure: Say, "**Start in the Middle!**"

With pistols double tap middle target then single tap each outside target then double tap middle target then single tap each outside target finally, double tap the middle target. Example: (2,2,1,3,2 then 2,1,3,22)

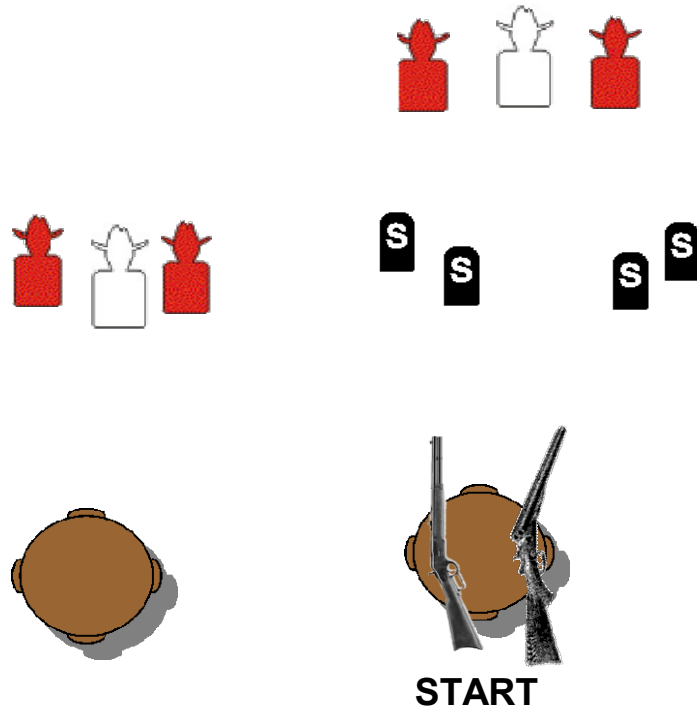
With rifle, repeat pistols instructions

With shotgun, shoot shotgun targets. Make shotgun safe.

SRS COWBOYS AUGUST '18 SHOOT

STAGE 4

Another take



Ammo: Pistols 10, Rifle 10 Shotgun 4+

Staging: Rifle and shotgun on right table. Pistols holstered.

Start: Standing behind right table with both hands on hat (and hat on head).

Procedure: Say, "**Yup, this is better!**"

With rifle, single-tap the center target, then triple-tap outside targets, then triple-tap center target.

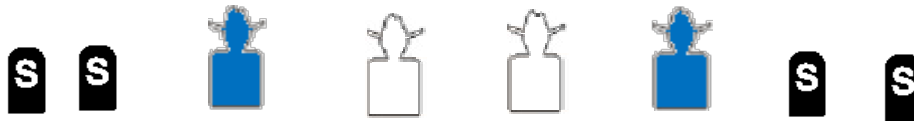
With shotgun, shoot shotgun targets. Make shotgun safe.

At the left table, with pistols repeat the rifle instructions.

SRS COWBOYS AUGUST '18 SHOOT

STAGE 5

Easy Does it



Ammo: Pistols 10, Rifle 10 Shotgun 4+

Staging: Rifle held with one hand, shotgun on either table. Pistols holstered.

Start: Standing between the tables, "John Wayne stance."

One hand holding the rifle with butt on strong hip, other hand on other hip or pistol.

Procedure: Say, "Easy Now!"

ATB -With rifle, triple-tap an inside target, then sweep all 4, then triple tap the other inside target.

Stage Rifle safely **pointing at side berm.**

With shotgun, shoot the four knockdowns. **Make shotgun safe on forward table.**


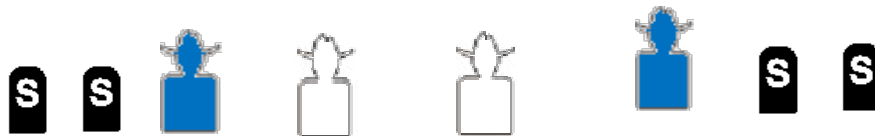
(Shotgun may be shot anywhere from the staged location to the forward table.)

With pistols, repeat the rifle instructions.

SRS COWBOYS AUGUST '18 SHOOT

STAGE 6

Victory at Last!



START

Ammo: Pistols 10, Rifle 10 Shotgun 4+

Staging: Rifle held both hands, shotgun on either table. Pistols holstered.

Start: Standing between the tables holding rifle in both hands.

Procedure: Say, "V for Victory!"

ATB -With rifle, starting on either end, shoot a progressive sweep.

Stage Rifle safely **pointing at side berm.**

With shotgun from where staged, shot the four knockdowns.

Make shotgun safe on table pointing at side berm OR take to forward table.

(Shotgun may be shot anywhere from the staged location to the forward table.)

Move to forward table and with pistols, repeat the rifle instructions.