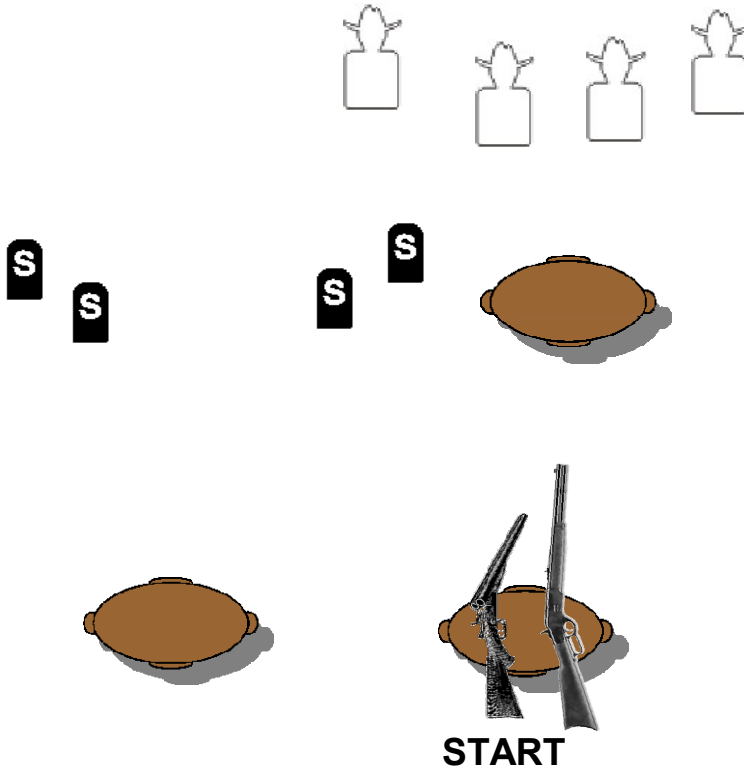




April 2018
Stages

WARM UP

Warmin Up fer Spring



Ammo: Pistols 10, Rifle 10 Shotgun 4+

Staging: Pistols holstered. Rifle and shotgun on right table.

Start: Standing behind right table.

Procedure: Say, "**Hopin' for a warm Spring!**"

ATB, You may shoot either rifle or shotgun first.

With rifle shoot a 2-3-3-2 sweep from either direction.

With shotgun, engage the knockdown targets.

Be sure long guns are staged pointing into side berm.

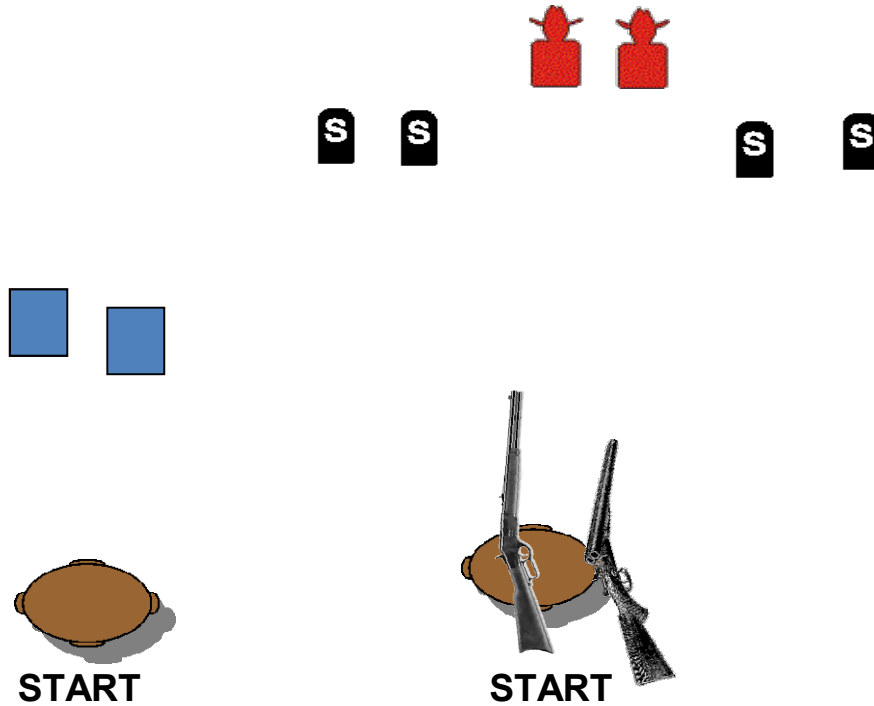
One of the two may be taken forward if you like.

Move forward of the back table and with pistols, shot a 2-3-3-2 sweep from either direction. You may engage from anywhere between the front & back tables.

SRS COWBOYS APRIL '18 SHOOT

STAGE 1

A Simple Start



Ammo: Pistols 10, Rifle 10 Shotgun 4+

Staging: Rifle loaded with 10 rounds staged on table .
Shotgun open and empty staged on table.
Pistols loaded with 5 rounds each, holstered.

Start: Standing behind either table, hands on hat.

Procedure: Say, "Let's give this a try!"

ATB If starting on left, with pistol starting on either side, do a progressive sweep on the two targets.

Move to right table and with rifle, repeat the pistol instructions.

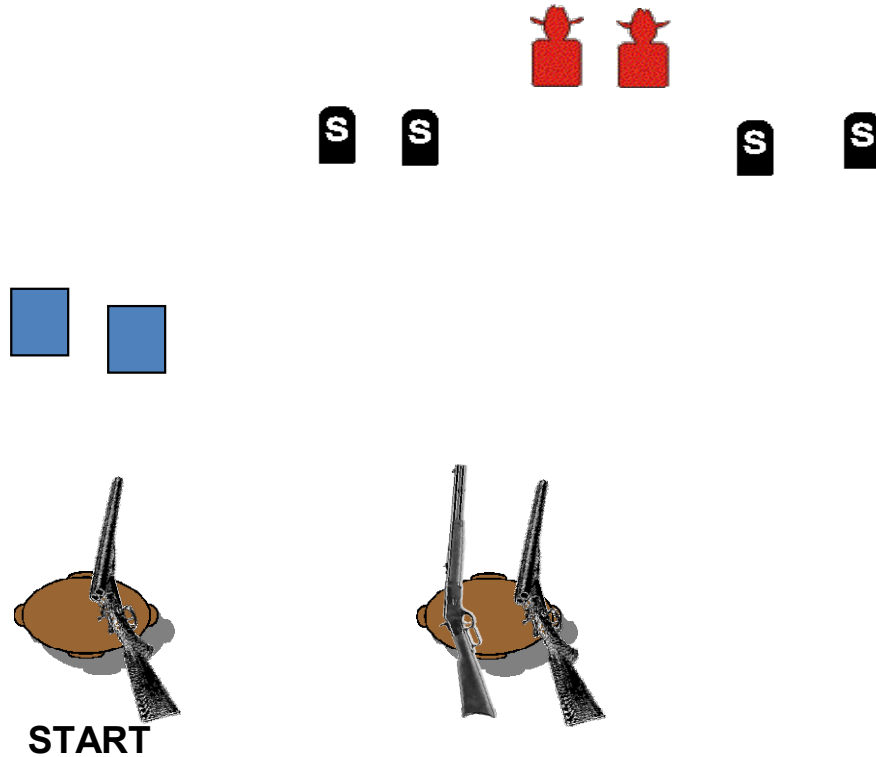
With shotgun, engage the 4 knockdown targets, make safe.

If starting on right, shoot Shotgun, Rifle, then Pistols

SRS COWBOYS APRIL '18 SHOOT

STAGE 2

Left & Right



Ammo: Pistols 10, Rifle 10 Shotgun 4+

Staging: Rifle loaded with 10 rounds, staged right table.

Shotgun open and empty on either table.

Pistols loaded with 5 rounds each, holstered.

Start: Standing with at least one food behind left table, hands on pistols.

Procedure: Say, "This will be better!"

ATB With pistols, starting on either side, double-tap alternating on the two targets.

With shotgun, engage the 4 knockdown targets, make safe.

With rifle, repeat the pistol instructions.

Note to Timers: Be careful to catch the last rifle shot.

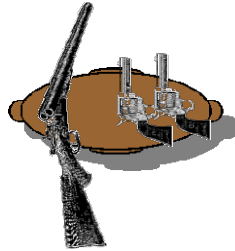
SRS COWBOYS APRIL '18 SHOOT

STAGE 3

Stan and his partner, Laurel



START



Ammo: Pistols 10, Rifle 10 Shotgun 4+

STAGING: Rifle loaded with 10 rounds held in hands,
SHOTGUN open and empty on table.
PISTOLS loaded with 5 rounds each staged on table.

Start: One foot touching start stone with rifle in hands.

Procedure: Say, "**Sweep 'em UP!**"

ATB engage the 3 targets in in a Nevada Sweep starting in the middle.

Take rifle and make safe on table.


With pistols, repeat the rifle instructions. You may restage or holster pistols.

With SHOTGUN knockdown the targets in any order.

SRS COWBOYS APRIL '18 SHOOT

STAGE 4

Hiding in the Center



START

Ammo: Pistols 10, Rifle 10 Shotgun 4+

STAGING: Rifle loaded with 10 rounds held at port arms, SHOTGUN open and empty on table.

PISTOLS loaded with 5 rounds each and holstered.

Start: One foot touching start stone with rifle at port arms.

Procedure: Say, "Get the Center guy First!"

ATB with rifle, shoot the center guy twice, then sweep all three. Repeat.

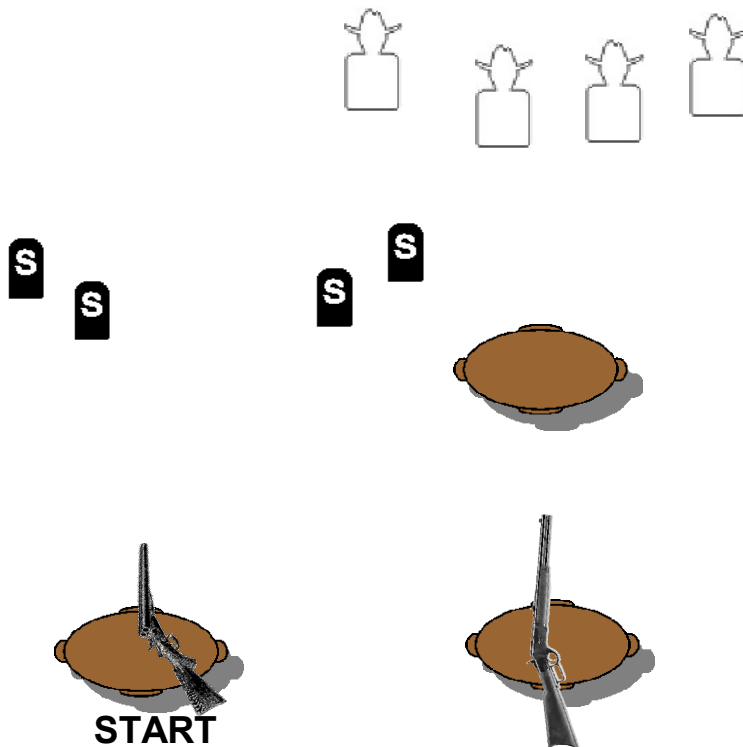
Take rifle and make safe on table.

With SHOTGUN knockdown the targets in any order.

With pistols, repeat the rifle instructions.

SRS COWBOYS APRIL '18 SHOOT

STAGE 5



Ammo: Pistols 10, Rifle 10 Shotgun 4+

Staging: Rifle on right table and shotgun on left table. Pistols holstered.

Start: Standing behind **left** table. Shotgun in Hands.

Procedure: Say, "Let's Do This!!!"

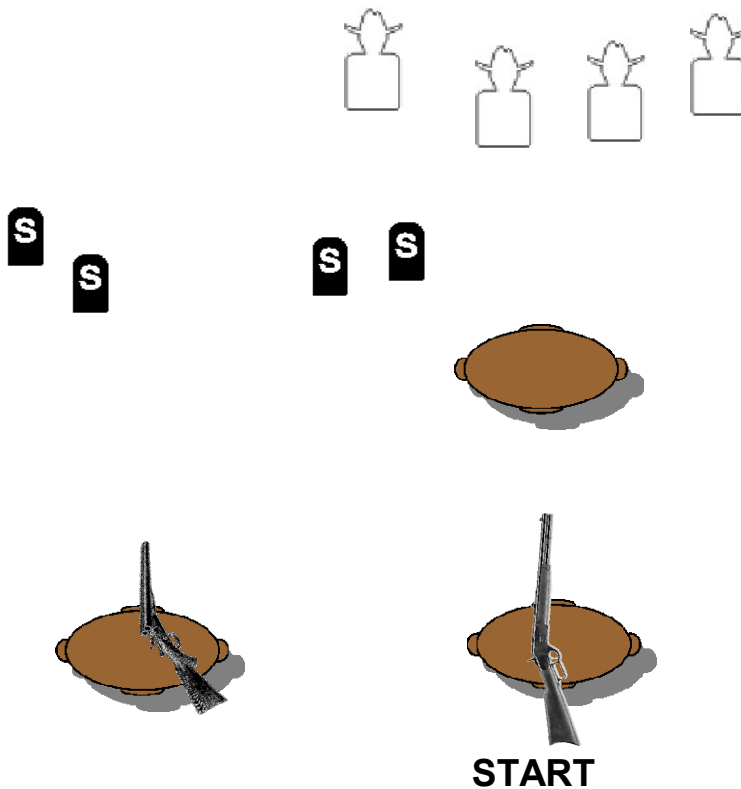
ATB, With shotgun, engage the 4 knockdown targets.

With rifle do a 3-2-3-2 sweep from either side. Stage rifle pointing safely into side berm or take it with you to next table.

Move forward and with pistols, repeat rifle instructions.

SRS COWBOYS APRIL '18 SHOOT

STAGE 6



Ammo: Pistols 10, Rifle 10 Shotgun 4+

Staging: Rifle loaded with 10 on center table. Shotgun open & empty on left table. Pistols loaded with 5 rounds each and holstered.

Start: Standing behind **the right** table. Hands anywhere, not touching rifle.

Procedure: Say, "A little different twist!"

ATB, with rifle shoot a "cat-herder sweep." (Nevada sweep, double-taping the end targets.) Restage rifle on either table, pointed into the side berm.

With shotgun, engage the 4 knockdown targets. Restage shotgun on forward table.

With pistols, repeat the rifle instructions.