

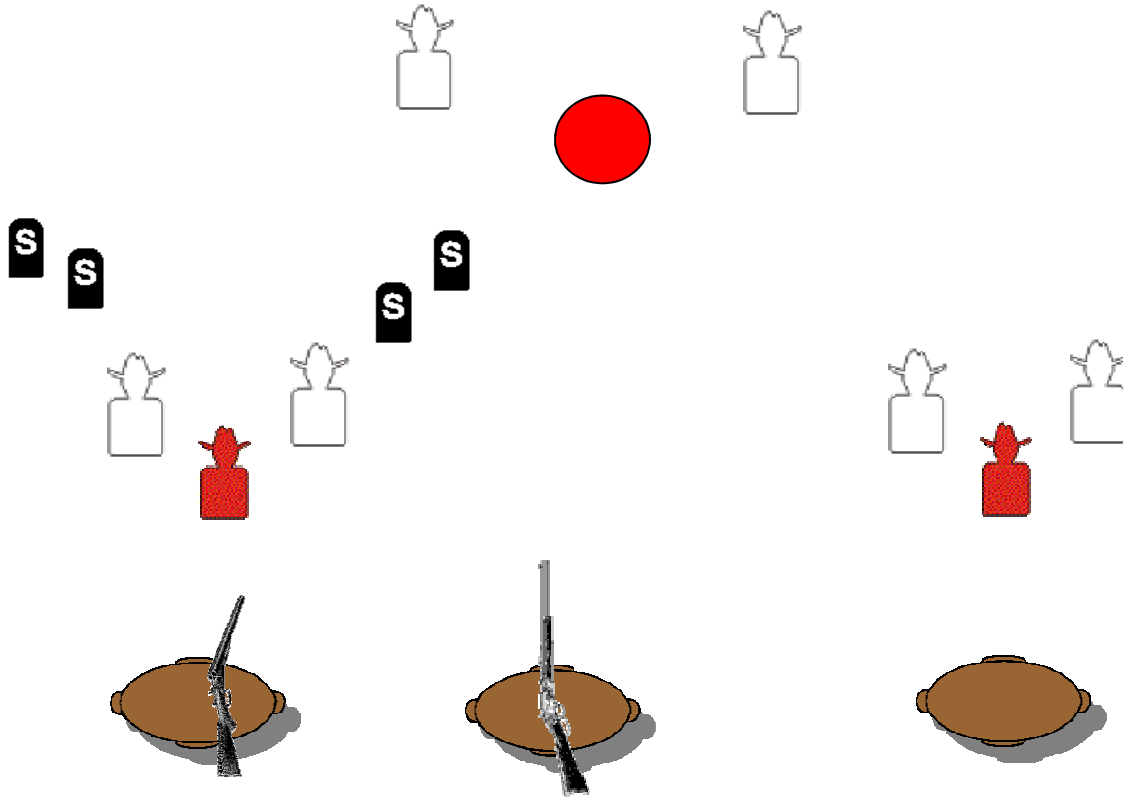


March 2017
Stages

SRS MARCH '17 STAGES

WARM UP

Warmin Up fer Spring



START

Ammo: Pistols 10, Rifle 10 Shotgun 4+

Staging: Pistols holstered. Rifle on center table. Shotgun on Left table.

Start: Standing behind center table.

Procedure: Say, "Waiting for a warm Spring!"

ATB, with rifle shoot two 1 - 3 - 1 sweeps from either direction.

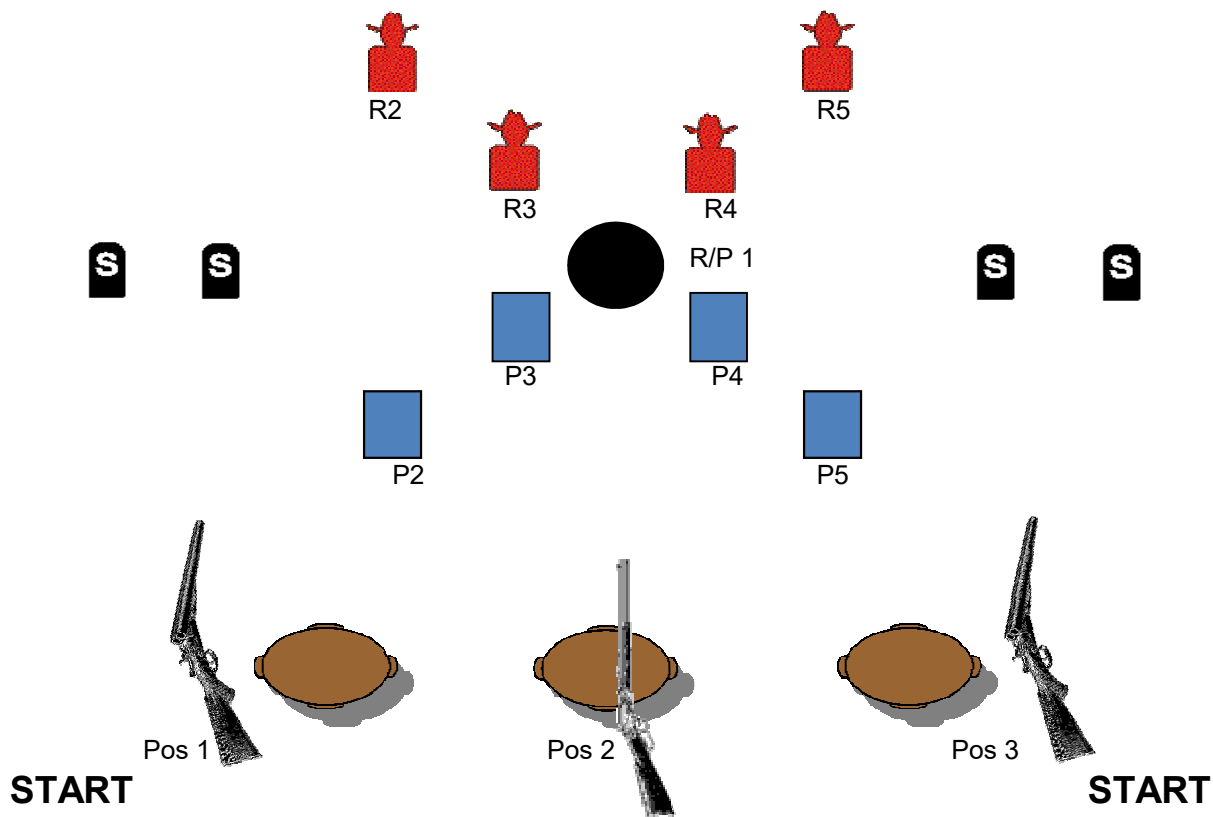
Move to left table and shoot knockdown targets.

With pistols, shoot two 1 - 3 - 1 sweeps from either direction.

SRS COWBOYS MARCH '17 SHOOT

STAGE 1

X marks the spot of the Leprechaun treasure!



Ammo: Pistols 10, Rifle 10 Shotgun 4+

Staging: Rifle loaded with 10 rounds, staged on center table (Pos 2). Shotgun open and empty, in hands at either POS 1 or POS 3. Pistols loaded with 5 rounds each, holstered.

Start: Standing **outside** the table Pos 1 or 3 with empty shotgun in hands.

Procedure: Say, "Go for the Treasure!"

ATB knockdown the 2 shotgun target, any order. Make up misses up at this position.

Take shotgun with you and move to POS 2, Make safe for later.

Then its **shooters choice**, rifle or pistols. With rifle, engage the 5 rifle targets, center target 3 times, 4 top targets once each, then center target 3 times (example; 1,1,1,2,3,4,5,1,1,1), make safe.

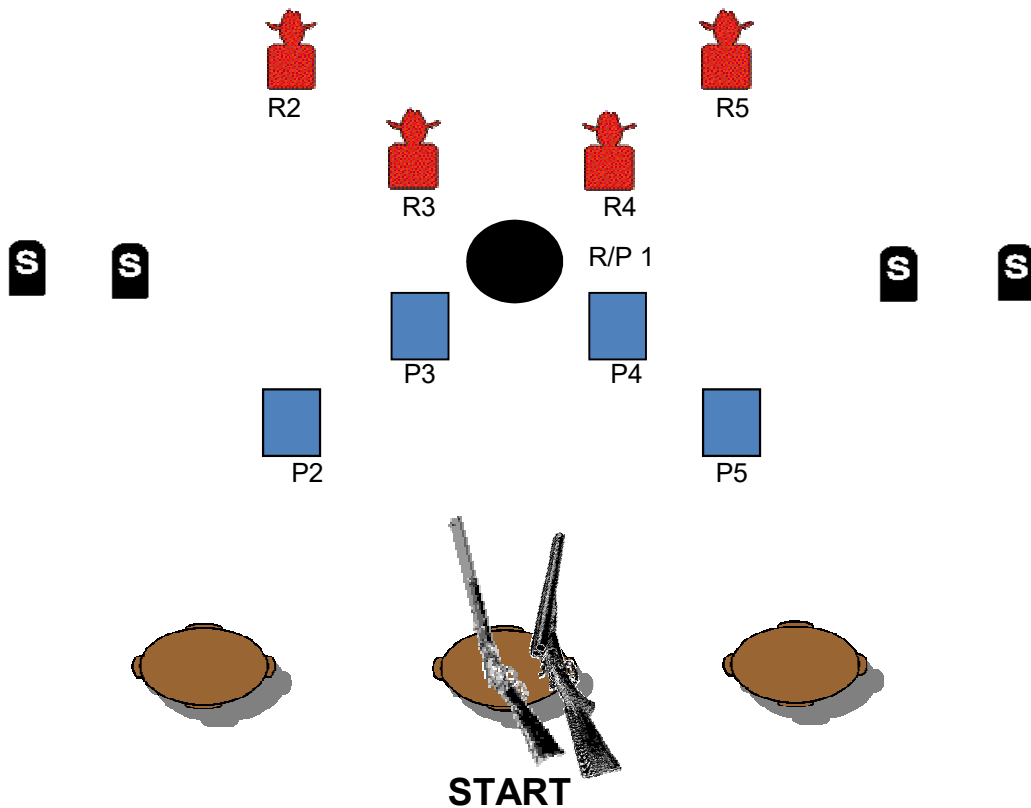
With pistols engage the 5 pistol targets, with the rifle instructions.

Pick up shotgun and move to POS 3 or POS 1 and knockdown the 2 remaining targets in any order. (**Shotgun must be shot on the OUTSIDE of the tables.**)

SRS COWBOYS MARCH '17 SHOOT

STAGE 2

All crossed out!



Ammo: Pistols 10, Rifle 10 Shotgun 4+

Staging: Rifle loaded with 10 rounds, staged open table.
Shotgun open and empty on table.
Pistols loaded with 5 rounds each, holstered.

Start: Standing at the table.

Procedure: Say, "This will be better!"

ATB With pistols engage P2, P2, then P3, P1, P4, then P5, P5, P4, P1, P3.

With rifle, repeat pistol instructions.

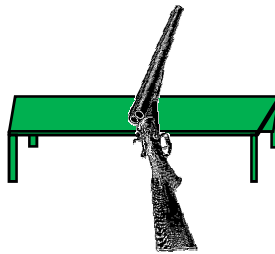

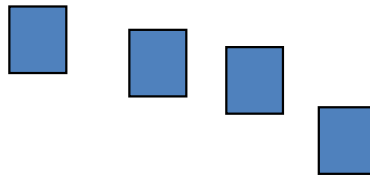

Pick up shotgun and engage the 4 knockdown targets in any order - anywhere along the firing line..

(You may move **before** engaging each target pair if you like - just be careful.)

SRS COWBOYS MARCH '17 SHOOT

STAGE 3

Goin' for the Green



START

Ammo: Pistols 10, Rifle 10 Shotgun 4+

STAGING: Rifle loaded with 10 rounds held at port arms,
SHOTGUN open and empty on center table.
PISTOLS loaded with 5 rounds each and holstered.

Start: Standing behind the table with rifle at port arms.

Procedure: Say, "Ya think he's fast?!"

ATB engage the 4 RIFLE targets in a 3 – 2 – 2 – 3 sweep from either end.

Make safe on table.

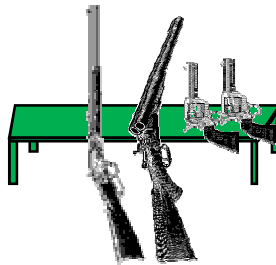
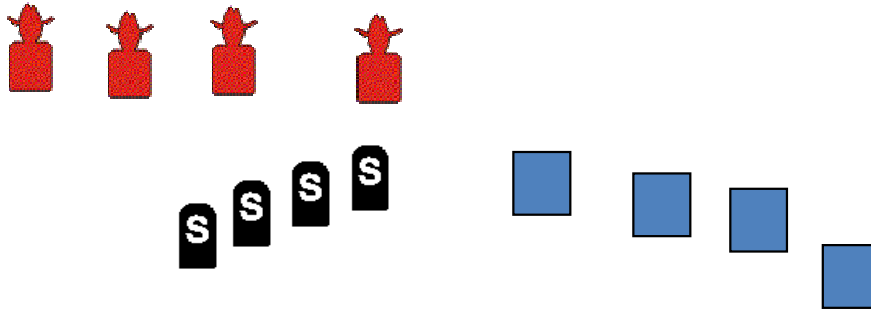
With pistols, repeat the rifle instructions.

With SHOTGUN knockdown the 4 targets in any order -anywhere along the firing line.

SRS COWBOYS MARCH '17 SHOOT

STAGE 4

Staying Green.



START

Ammo: Pistols 10, Rifle 10 Shotgun 4+

STAGING: Rifle loaded with 10 rounds,
SHOTGUN open and empty,
PISTOLS loaded with 5 rounds each.

All guns staged on table.

Start: Standing behind table with both hands on rifle.

Procedure: Say, "Ya ain't seen nothing yet!"

ATB engage the 4 RIFLE targets in a Nevada sweep from either end.

With SHOTGUN knockdown the 4 targets in any order.

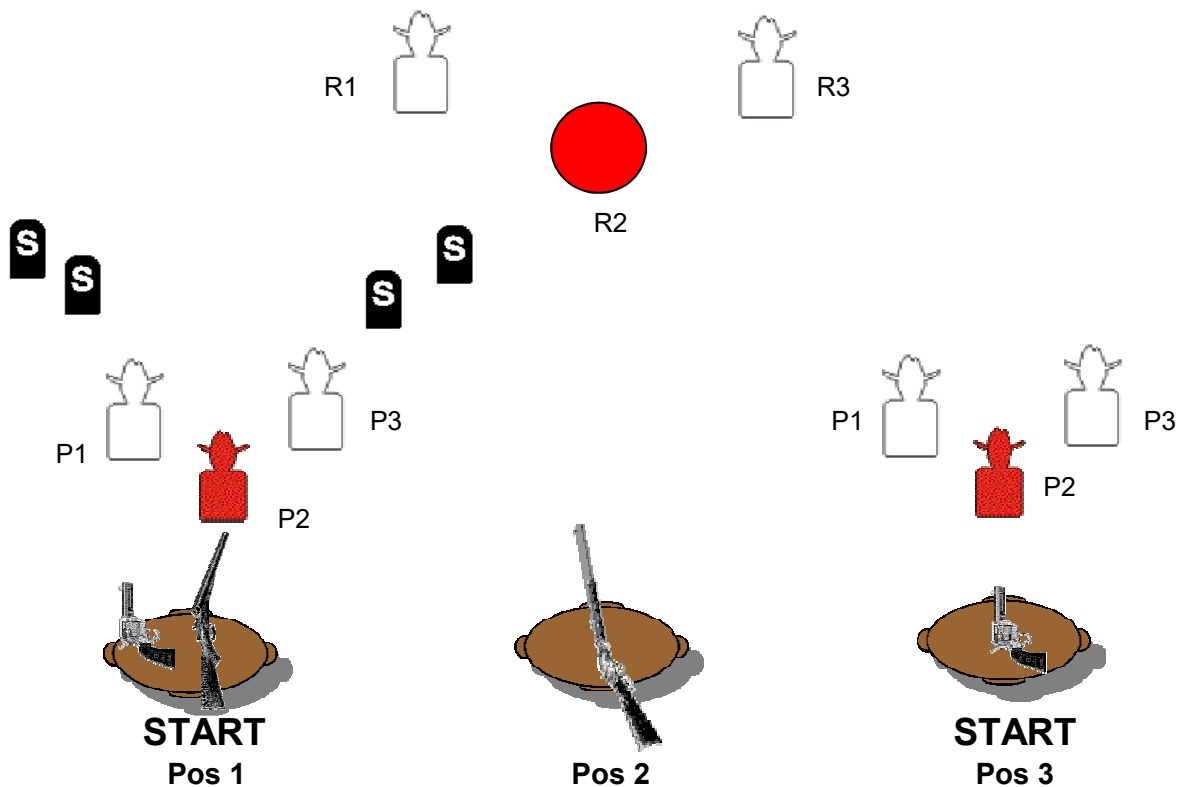
Engage the 4 PISTOL targets in a Nevada sweep from either end.

Note: Pistols may be restaged or holstered.

SRS COWBOYS MARCH '17 SHOOT

STAGE 5

Any good choices?



Ammo: Pistols 10, Rifle 10 Shotgun 4+

Staging: Rifle on center table,
Shotgun an outside table.
Pistols holstered.

Start: Standing behind left or right table.

Procedure: Say, "Those Leprechauns are Tricky!!!"

ATB, If starting at POS 1 with shotgun engage S1-S4, make shotgun safe. **Or** shoot pistol with P2 three times, then P1 & P3 once each. (You may shoot pistol or Shotgun first. GF's may stage pistols at P2 after first pistol)

From POS 2 with rifle engage R2 three times, then R1 & R3 once each. Repeat.

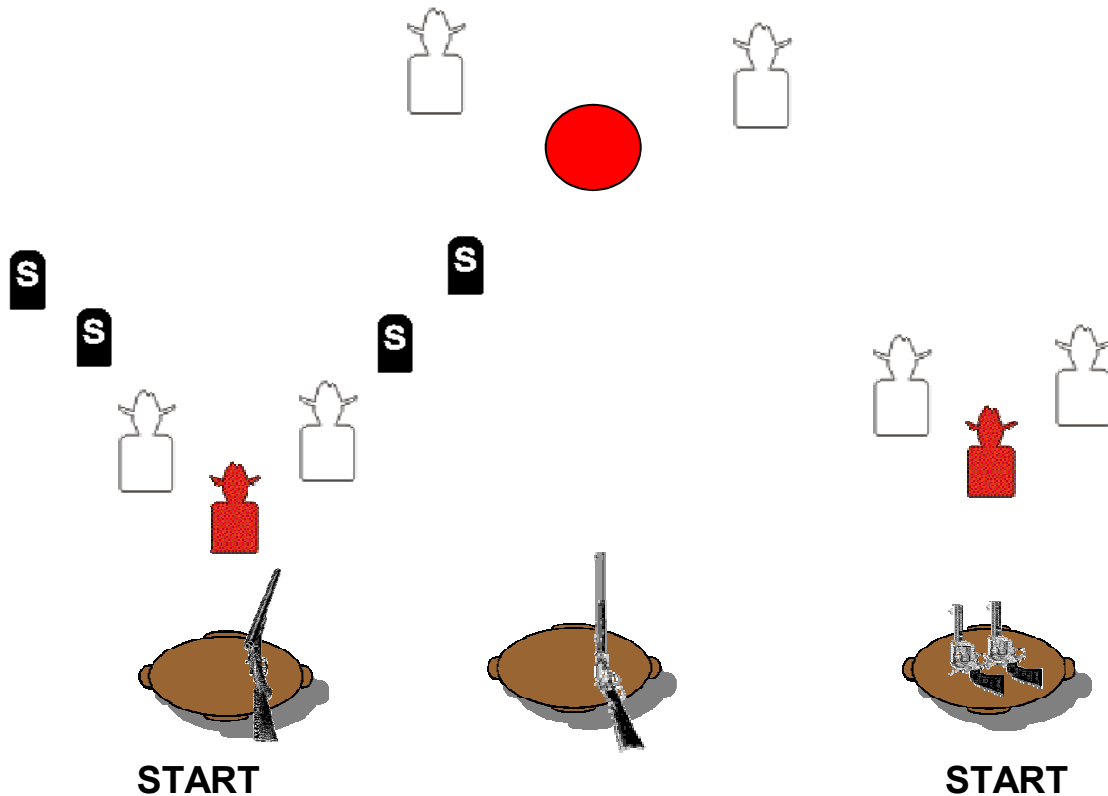
From POS 3 with revolver engage P2 three times and then 1 & 2 once each.

If starting from position 3, shoot pistol first, then Rifle at Pos 2 as instructed and finish with the pistol & shotgun at Pos 1.

SRS COWBOYS MARCH '17 SHOOT

STAGE 6

A Happier Gunfighter! And that's no Blarney!



Ammo: Pistols 10, Rifle 10 Shotgun 4+

Staging: Rifle loaded with 10 on center table.
Shotgun open & empty on left table.
Pistols loaded with 5 rounds each and holstered.

Start: Standing behind **left or right** table.

Procedure: Say, "A Leprechaun twist!"

ATB -Shoot either pistols (right) or shotgun (left).

If starting on left, with shotgun, shot the 4 knockdowns. Make shotgun safe. At center table, with rifle, shoot center target twice, then sweep the three targets. Repeat.

Move to right table.

With pistols, repeat rifle instructions on the right pistol targets.

If starting on right, Shoot pistols, then rifle, then shotgun.