

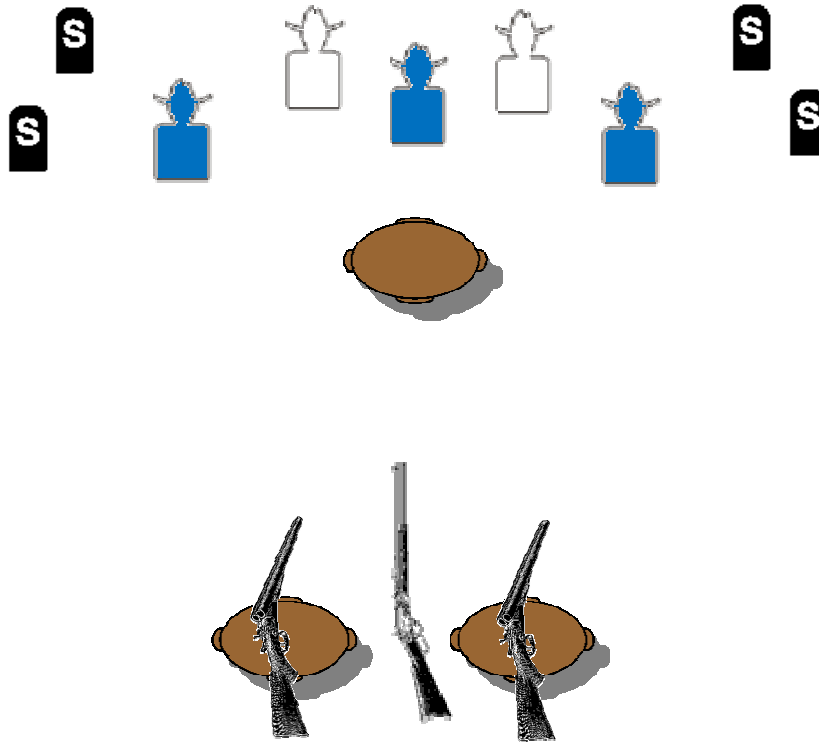


January '17
Stages

SRS COWBOYS JANUARY '17 SHOOT

Warm Up

On a Cool Winter Morning



Ammo: Pistols 10, Rifle 10 Shotgun 4+

Staging: Pistols holstered. Rifle in one hand. Shotgun on a table.

Start: Standing between the tables, rifle in one hand.

Procedure: Say, "Let's Shoot!"

ATB, with rifle sweep the targets twice from either direction. Make rifle safe on either table.

With shotgun, shoot the 4 knockdown targets. Make shotgun safe.

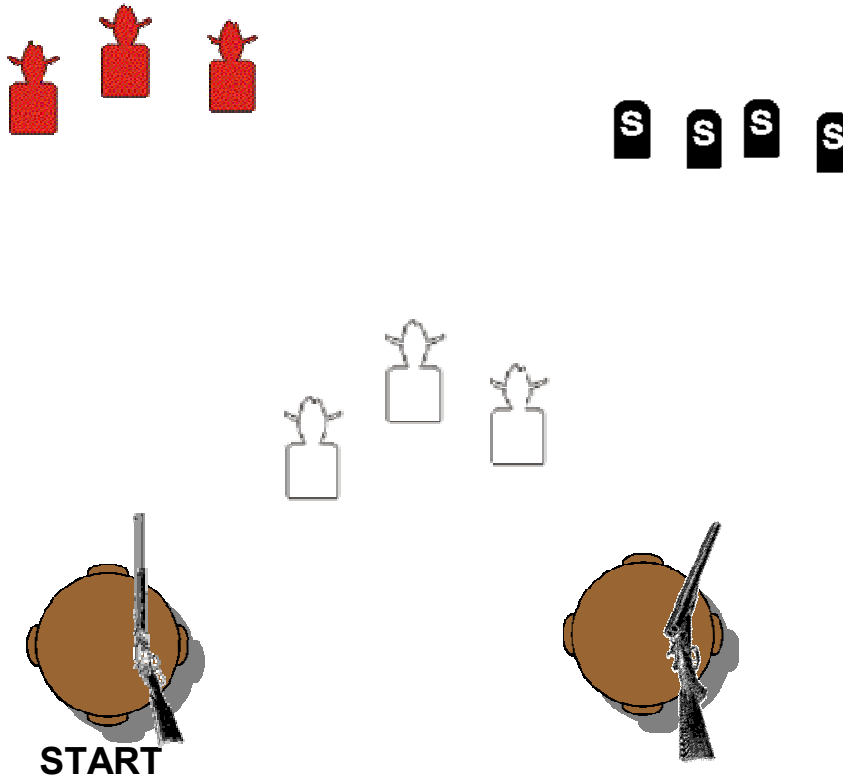
With pistols, repeat rifle instructions. Move forward if you like.

SRS COWBOYS JANUARY '17 SHOOT

STAGE 1

A Happy New Year

It's great to be shooting again to start the new year!



Ammo: Pistols 10, **Rifle 9** Shotgun 4+

Staging: Rifle on left table, shotgun on right table. Pistols holstered.

Start: Standing behind left table.

Procedure: Say, "A New Year"

After the beep, do a Nevada sweep on the rifle targets **for 9 rounds**.

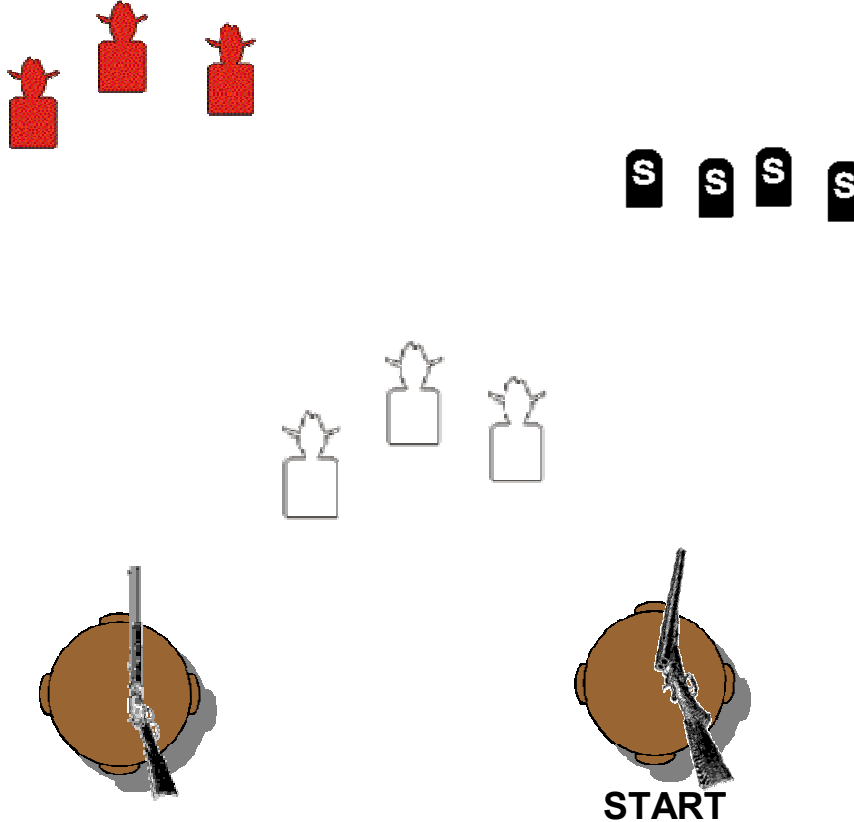
Move between the tables and with pistols, do 2 Nevada sweeps.

Move to right table and with shotgun, shoot knockdown targets.

SRS COWBOYS JANUARY '17 SHOOT

STAGE 2

Something simple for a cold January



Ammo: Pistols 10, Rifle 10 Shotgun 4+

Staging: Rifle on left table, shotgun on right table. Pistols holstered.

Start: Standing behind Right table.

Procedure: Say, "**Kinda Cold!**"

After the beep, shoot the shotgun targets.

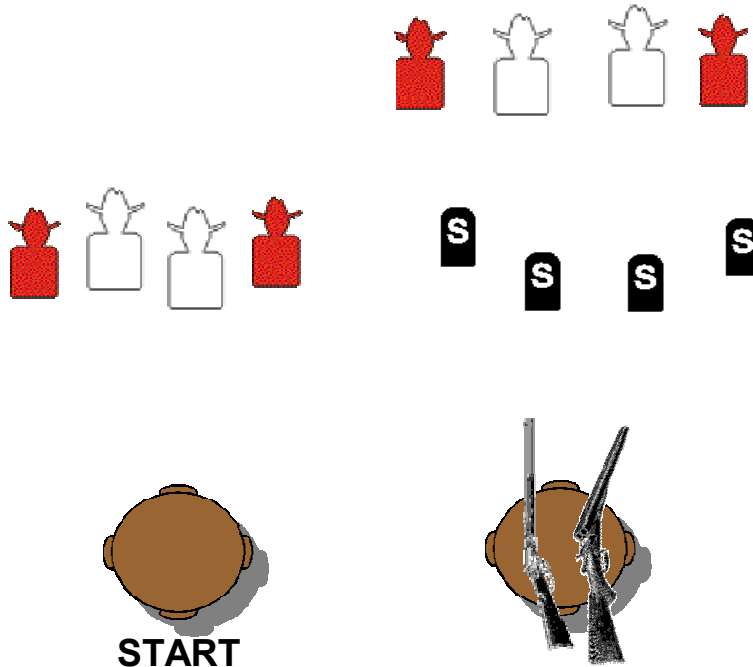
Move to rifle and do a double-tap Nevada sweep.

Move *if you wish* and with pistols, do a double-tap Nevada sweep.

SRS COWBOYS JANUARY '17 SHOOT

STAGE 3

An early Winter?



Ammo: Pistols 10, Rifle 10 Shotgun 4+

Staging: Rifle and shotgun on right table. Pistols holstered.

Start: Standing behind center of left table with hands on hips

Procedure: Say, "It Is Winter!"

With pistols, shoot one of the middle targets, then sweep all four. Repeat starting on the other middle target.

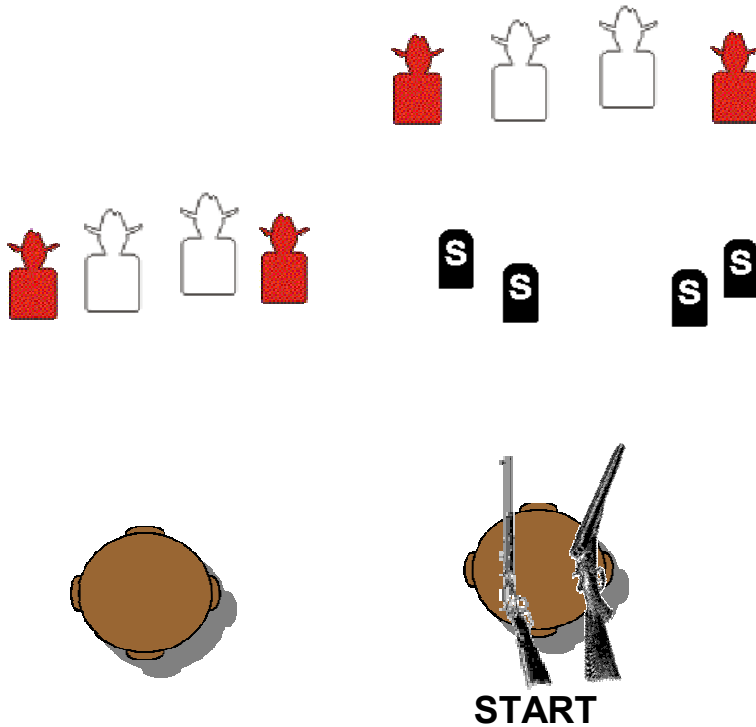
Move to right table and with rifle repeat the pistol instructions.

With shotgun, knock down the shotgun targets.

SRS COWBOYS JANUARY '17 SHOOT

STAGE 4

But I'm still Warm!



Ammo: Pistols 10, Rifle 10 Shotgun 4+

Staging: Rifle and shotgun on right table. Pistols holstered.

Start: Standing behind right table.

Procedure: Say, "I'm keepin warm!"

With rifle starting on either side, triple tap the outside targets and double-tap the middle two - any order.

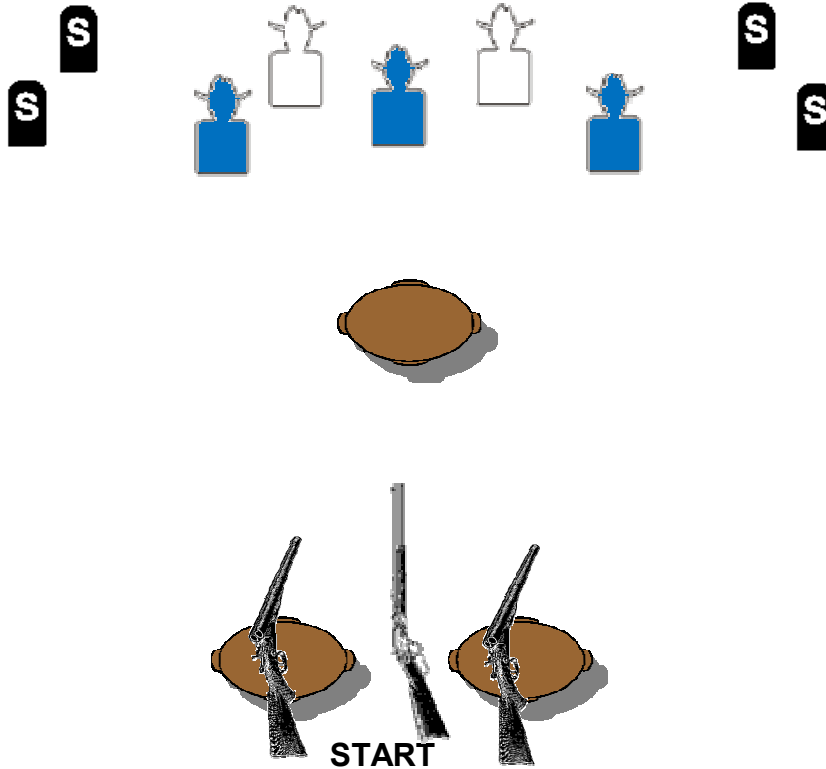
With shotgun, shoot shotgun targets. Make shotgun safe on left table.

At the left table, with pistols repeat the rifle instructions.

SRS COWBOYS JANUARY '17 SHOOT

STAGE 5

We are nearing the end of this one!



Ammo: Pistols 10, Rifle 10 Shotgun 4+

Staging: Rifle held at port arms, shotgun on either table. Pistols holstered.

Start: Standing between the tables holding rifle at port arms.

Procedure: Say, "The end is Near!!!"

ATB -With rifle, **in any order**, shoot the 2 outside targets 3 times, the center target twice and the other inside targets once each (3-1-2-1-3 if you like). Stage Rifle safely **pointing at side berm.**

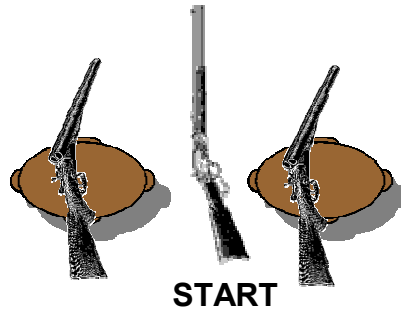
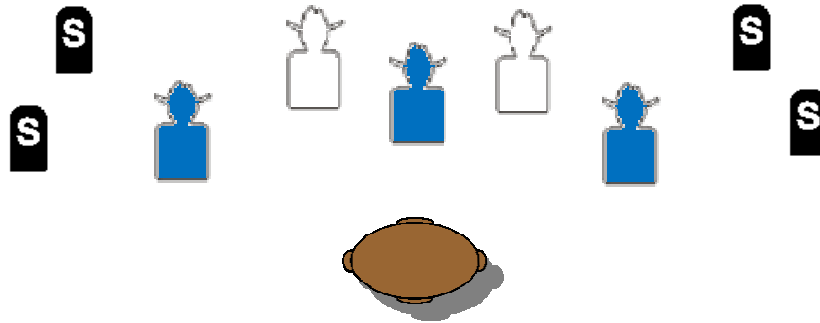
With shotgun, shot the four knockdowns . Make shotgun safe on table pointing at side berm or take to forward table.

Move to forward table and with pistols, repeat the rifle instructions.

SRS COWBOYS JANUARY '17 SHOOT

STAGE 6

The last for some, but not for others.



START

Ammo: Pistols 10, Rifle 10 Shotgun 4+

Staging: Rifle held both hands, shotgun on either table. Pistols holstered.

Start: Standing between the tables holding rifle in both hands.

Procedure: Say, "Is This the End?!"

ATB -With rifle, starting on either outside target, shoot a 2-1-2 sweep on three targets on that side. Then 2-1-2 starting on the opposite outside target.

Stage Rifle safely **pointing at side berm.**

With shotgun, shot the four knockdowns . Make shotgun safe on table pointing at side berm OR take to forward table.

Move to forward table and with pistols, starting on either outside target, shoot a 2-1-2 sweep on those 3 targets. Then starting on the opposite side, repeat on the last 3 targets.