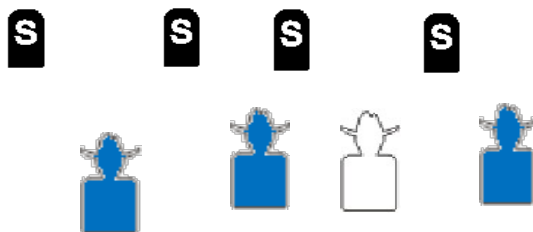




August '17
Stages

SRS COWBOYS AUGUST '17 SHOOT

ANOTHER LOVELY AUGUST DAY



START



START

Ammo: Pistols 10, Rifle 10 Shotgun 4+

Staging: Rifle with 10 rounds held at cowboy port arms. Pistols holstered.
Shotgun on table, pointing down range

Start: Standing one foot touching the stone on either side of the stage.

Procedure: Say, "Lovely Day to Be Blue!!"

After the beep, with rifle, shoot 3 - 2 - 2 - 3 sweep.

Take rifle and move to the table. Then shoot either Shotgun or pistols next.


With pistols, Repeat Rifle instructions.

With shotgun, shoot the 4 knockdown targets.

SRS COWBOYS AUGUST '17 SHOOT

STAGE 1

They're all lined up for ya!



START

Ammo: Pistols 10, Rifle 10 Shotgun 6+

Staging: Rifle in both hands, shotgun on Right table. Pistols holstered.

Start: Standing behind the left table. Rifle in both hands.

Procedure: Say, "All Lined Up!"

At the beep engage the plate targets with a progressive OR regressive sweep.

Restage rifle **safely** on either table.


At right table, with pistols engage the targets with the same instructions as the rifle.

With shotgun, engage the six shotgun targets.

SRS COWBOYS AUGUST '17 SHOOT

STAGE 2

On Your Left!



Ammo: Pistols 10, Rifle 10 Shotgun 6+

Staging: Pistols holstered, Rifle and Shotgun on left table.

Start: Standing behind the left table. Rifle flat on table, both hands on rifle.

Procedure: Say, "On Your Left!"

ATB, with rifle, engage the targets with a continuous Nevada Sweep.

Engage the six shotgun targets anywhere between the two tables.

Place shotgun on Right table.

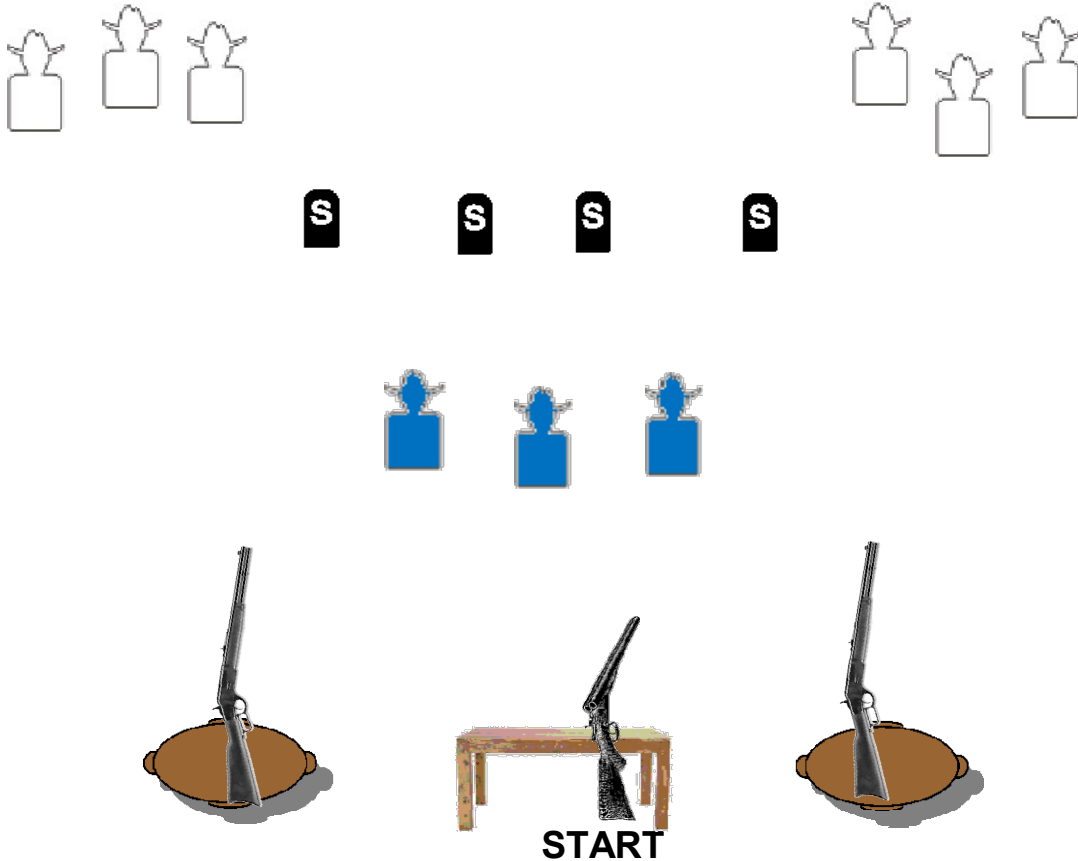
Repeat rifle instructions with pistols.

You may move with pistols as needed.

SRS COWBOYS AUGUST '17 SHOOT

STAGE 3

Only Five!



Ammo: Pistols 10, Rifle 10 Shotgun 4+

Staging: Pistols holstered, Rifle on either end table. Shotgun on center table.

Start: Standing behind center table.

Pistols holstered (with at least 12 rounds in each) 😊 😊

Procedure: Say, "Only Five!"

After the beep, starting on either end, shoot the pistol targets with a 2 - 1 - 2 sweep twice.

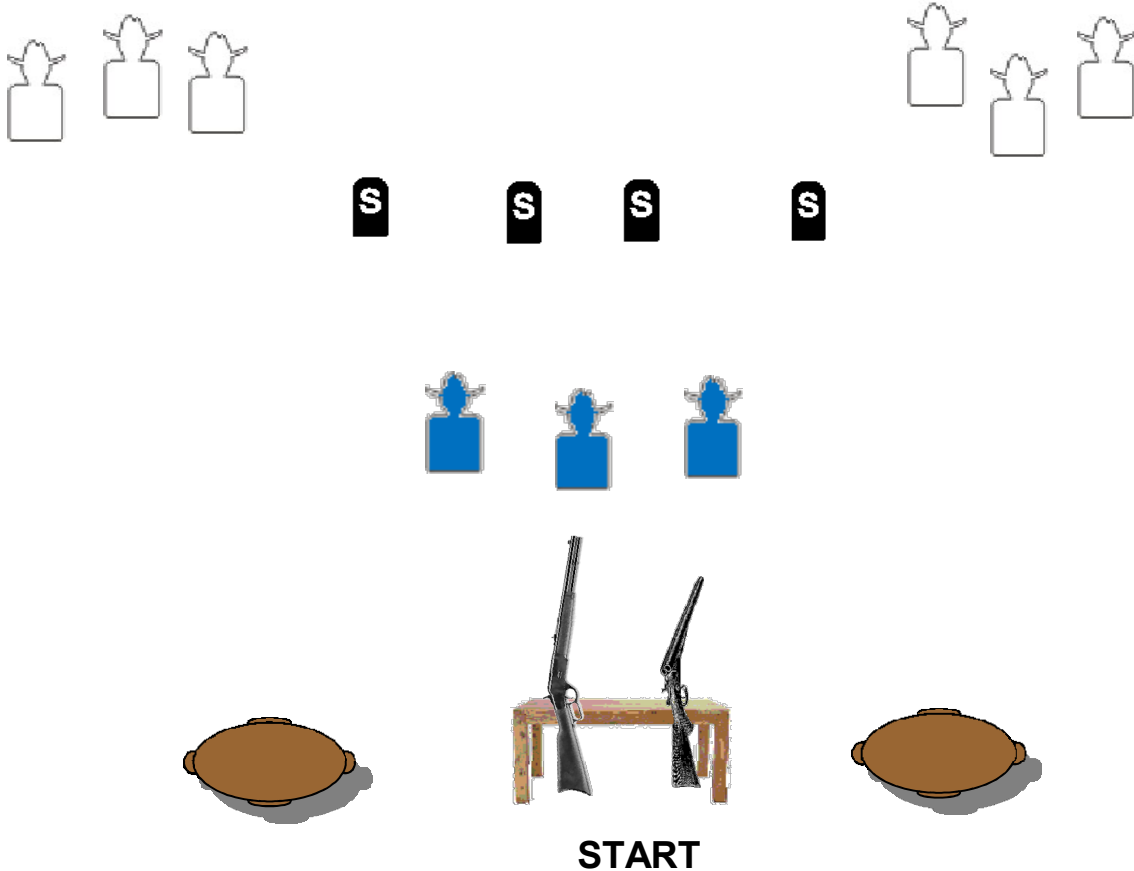
Move to rifle and repeat pistols instructions.

Move back to the center and shoot the shotgun targets.

SRS COWBOYS AUGUST '17 SHOOT

STAGE 4

The Middle



Ammo: Pistols 10, Rifle 10 Shotgun 4+

Staging: Pistols holstered, Rifle & Shotgun on table.

Start: Standing behind center table.

Procedure: Say, "Get the middle guys first!"

After the beep, shooter's choice, rifle not last.

With rifle, Sweep the 6 targets, triple-tap the end targets.


With Pistols, shoot a 3 - 4 - 3 sweep.

With shotgun, engage shotgun targets.

SRS COWBOYS AUGUST '17 SHOOT

STAGE 5

Three and Three



START

Ammo: Pistols 10, Rifle 10 Shotgun 4+

Staging: Rifle in one hand, pointed down range. Pistols holstered.
Shotgun on table, pointing down range

Start: Standing one foot touching the Right stone. Rifle in hand.

Procedure: Say, "Three and Three!"

After the beep, with rifle shoot a Nevada Sweep on the three right targets. Then a Nevada Sweep on the three left targets.

Take rifle and move to the table.

Shooter's choice as to pistols or shotgun.

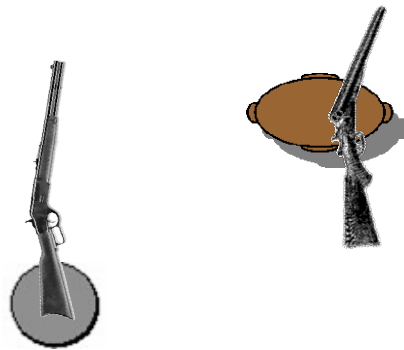
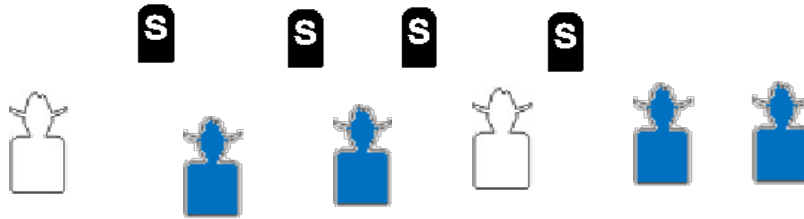
With pistols, repeat the instructions for the rifle targets.

With shotgun, shoot knockdown targets.

SRS COWBOYS AUGUST '17 SHOOT

STAGE 6

One for All



START

Ammo: Pistols 10, Rifle 10 Shotgun 4+

Staging: Rifle with 10 rounds held at cowboy port arms. Pistols holstered.
Shotgun pointing safely down range on table.

Start: Standing one foot touching the Left stone. Rifle at Port Arms.

Procedure: Say, "1 - 4 - All - 4 - 1!!"

After the beep, with rifle starting on either end, shoot R1, R4, then all five. Then Shoot R4, then R1

Take rifle to the table.

Shooter's choice as to pistols or shotgun.

With pistols, repeat Rifle instructions.

With shotgun, shoot the 4 knockdown targets.