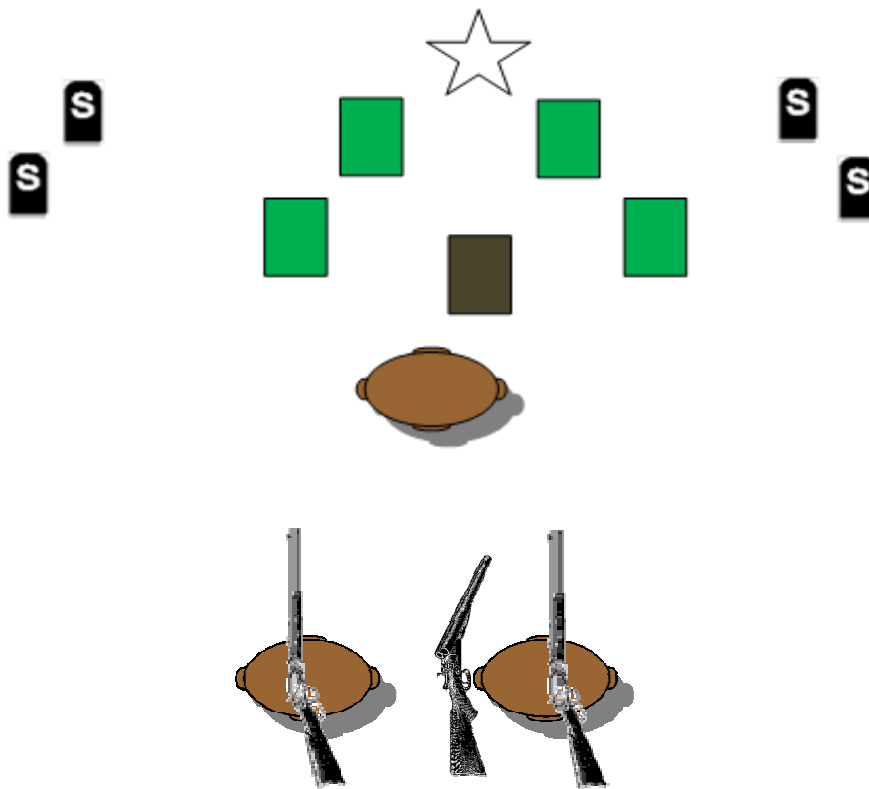




Christmas 2016
Stages

WARM UP

Christmas is Coming!



Ammo: Pistols 10, Rifle 10 Shotgun 4+

Staging: Pistols holstered. Rifle on a table. Shotgun in one hand.

Start: Standing between the tables, shotgun in one hand.

Procedure: Say, "Christmas is Coming!"

ATB, With shotgun, shoot the 4 knockdown targets. Make shotgun safe.

With rifle double-tap the tree trunk, then single-tap the rest of the tree and finish with a triple-tap on the trunk. Make rifle safe.

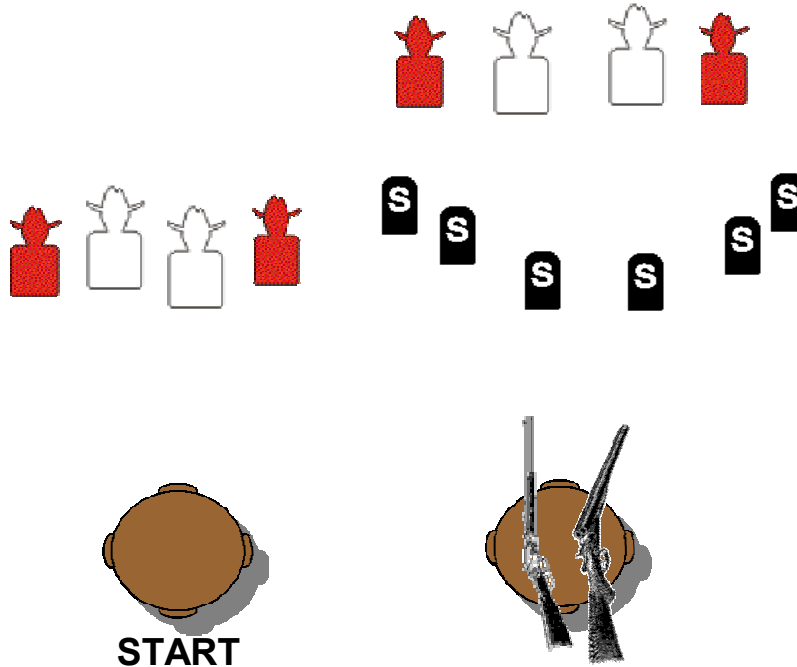
Move as you like and with pistols, repeat rifle instructions.

SRS COWBOYS AUGUST '16 SHOOT

STAGE 1

Merry Christmas!

Lawrence Welk came from the Dakotas
on a time machine to play for us.



Ammo: Pistols 10, Rifle 10 Shotgun 6+

Staging: Rifle and shotgun on right table. Pistols holstered.

Start: Standing behind center of left table with hands on hips

Procedure: Say, "A one an a two!"

With pistols, do a Lawrence Welk Sweep starting on either end.

Move to right table and with rifle repeat the pistol instructions.

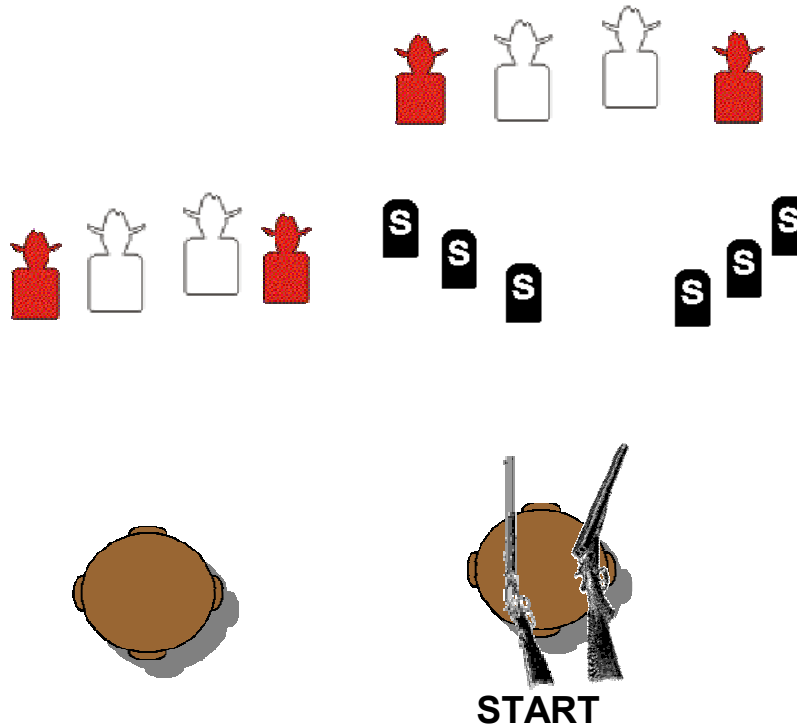
With shotgun, knock down the shotgun targets.

Lawrence Welk: 1 on first target, 2 on second, 3 on third and 4 on fourth.

SRS COWBOYS AUGUST '16 SHOOT

STAGE 2

But it's still Christmas!



Ammo: Pistols 10, Rifle 10 Shotgun 6+

Staging: Rifle and shotgun on right table. Pistols holstered.

Start: Standing behind right table.

Procedure: Say, "Yup, we call it Christmas!"

With rifle starting on either side, triple tap and end target and shoot next two targets once each. Repeat from the other side.

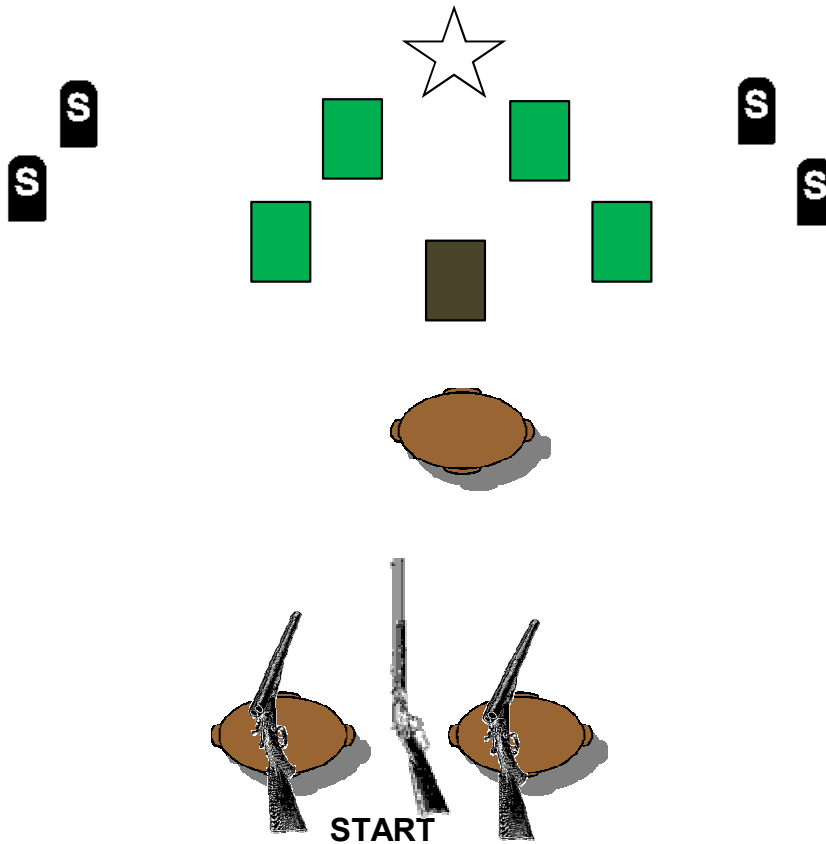
With shotgun, shoot shotgun targets. Make shotgun safe on left table.

At the left table, with pistols repeat the rifle instructions.

SRS COWBOYS AUGUST '16 SHOOT

STAGE 3

It's time to set up the Christmas tree. Even with a Star on top!



Ammo: Pistols 10, Rifle 10 Shotgun 4+

Staging: Rifle held at port arms, shotgun on either table. Pistols holstered.

Start: Standing between the tables holding rifle at port arms.

Procedure: Say, "Time for the Tree!!!"

ATB -With rifle, **in any order**, set the tree well with five shoots to the trunk, and once each on the other 5 targets. Stage Rifle safely **pointing at side berm**.

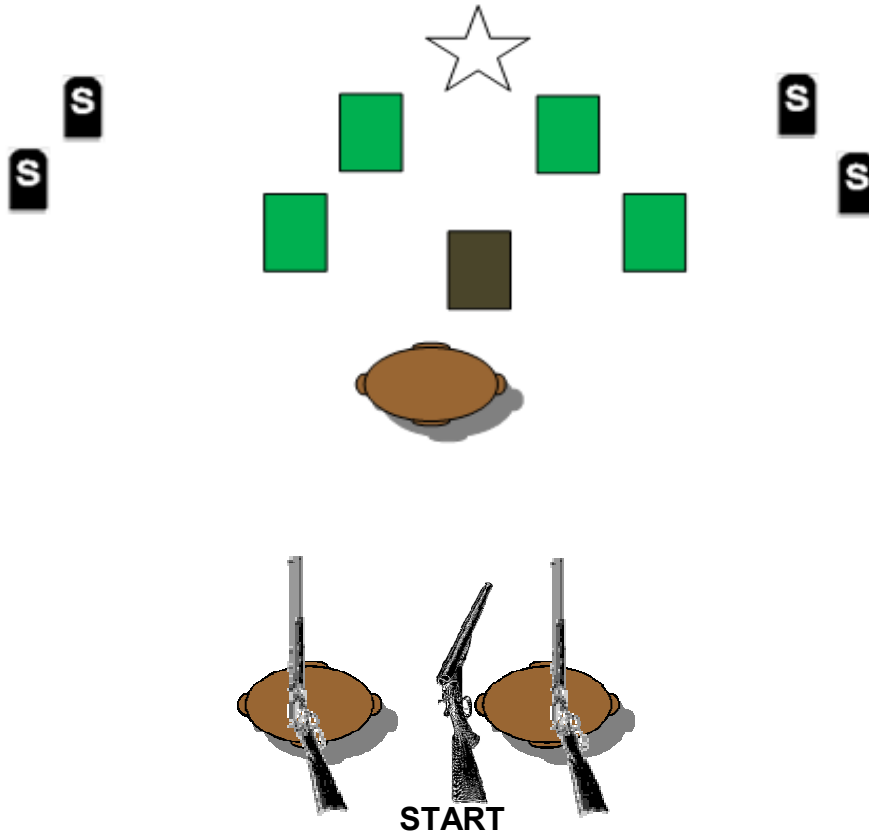
With shotgun, shot the four knockdowns . Make shotgun safe on table pointing at side berm or take to forward table.

Move to forward table and with pistols, repeat the rifle instructions.

SRS COWBOYS AUGUST '16 SHOOT

STAGE 4

Ya can't have our tree!



Ammo: Pistols 10, Rifle 10 Shotgun 4+

Staging: Shotgun held both hands, rifle on either table. Pistols holstered.

Start: Standing between the tables holding shotgun in both arms.

Procedure: Say, "It's Our Tree!"

ATB -With shotgun, shot the four knockdowns . Make shotgun safe on table pointing at side berm.

With rifle, shoot the trunk one, the star once and double-tap the other targets - any order. Stage Rifle safely **pointing at side berm OR take to forward table.**

Move to forward table and with pistols, repeat the rifle instructions.

Target set up, if possible, stage targets in a vertical tree with 3 layers. Otherwise, lay out a tree as you can.