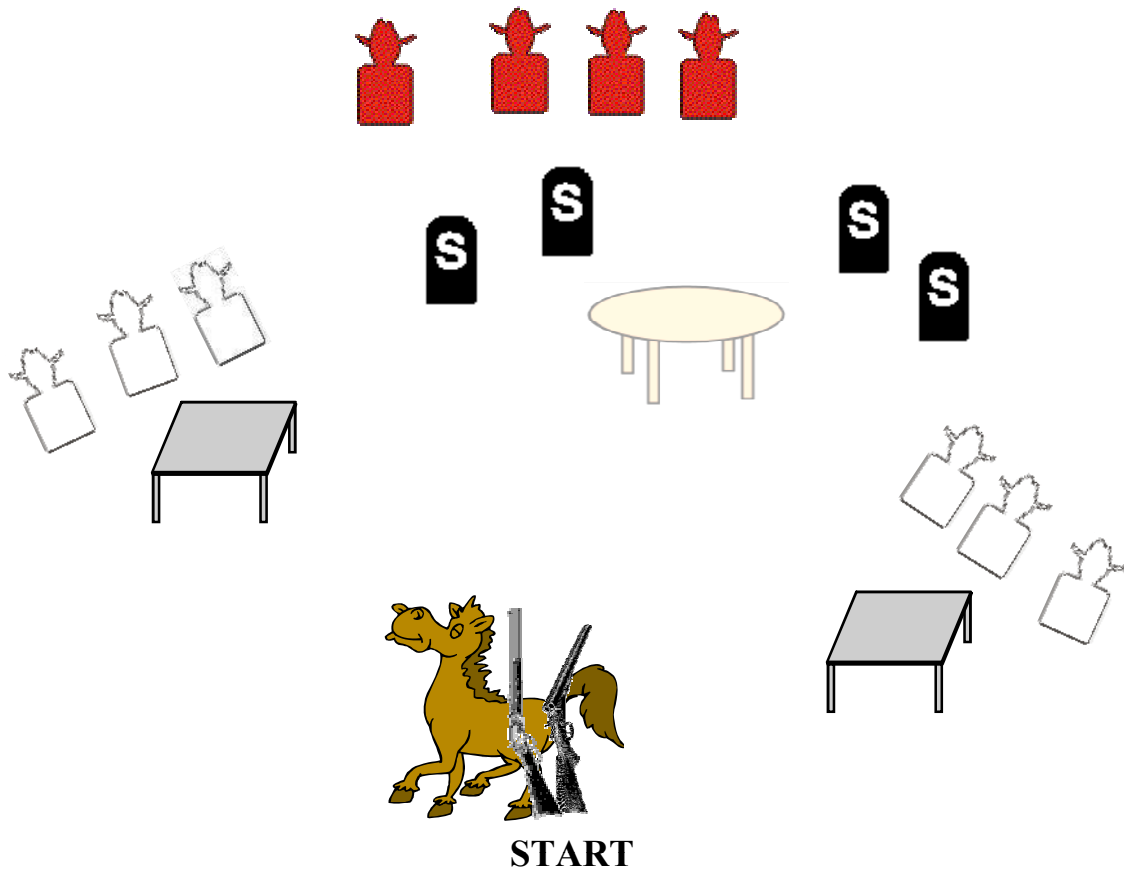




South River Shootists'
September 2015
Match Stages

Provided by Marauder & Crew

Warm up



Prior to warm up, move shotgun table to the side to avoid of being hit.

Ammo: Pistols 10, Rifle 10 Shotgun 4+

Staging: Two pistols, loaded with five rounds each and holstered. Rifle, loaded with 10 rounds, in hands. Shotgun, with at least four rounds on your person, staged on the horse.

Starting Position: Standing with at least one foot behind horse, rifle in hands.

Procedure: Shooter will say "LET'S SHOOT" and wait for the beep.

ATB, engage the rifle targets in a Nevada Sweep double tapping the outside targets.

Start from either end. **Place rifle on horse.**

Shoot the shotgun knockdown targets.


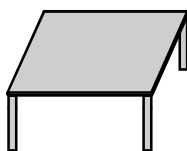
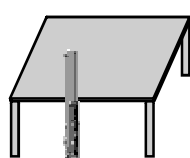
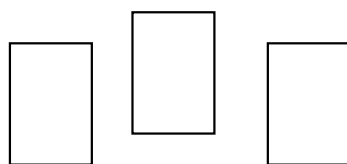

Step towards the right pistol targets and engage in a 2-1-2 sweep, twice.

When warm up is done, move shotgun table into position for stage 5.

SRS SEPTEMBER '15 STAGES

Stage 1

The big guy in the middle!



START

Ammo: Pistols 10, Rifle 10 Shotgun 4 +?

Staging: Two pistols, loaded with five rounds each and holstered. Rifle, loaded with 10 rounds at port arms. Shotgun staged on right table.

Starting Position: Standing with at least one foot touching the starting stone, rifle at port arms.

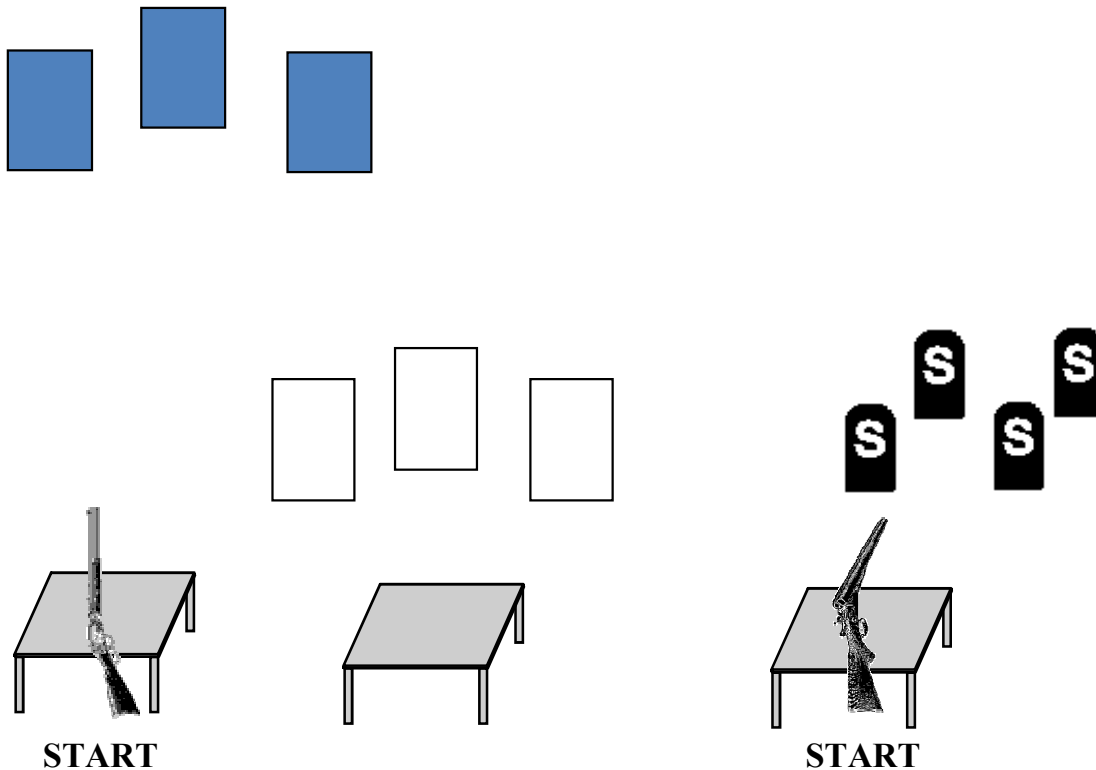
Procedure: Shooter will say "Go for the middle" and wait for the beep.

ATB, with rifle shoot the middle target 3 times, then each outside target once, repeat. Move to center table and place rifle on table and with pistol, shoot pistols with the rifle instructions.

Shotgun - shoot the four shotgun targets in any order.

SRS SEPTEMBER '15 STAGES

Stage 2



Ammo: Pistols 10, Rifle 10 Shotgun 4+

Staging: Two pistols, loaded with five rounds each and holstered.
Rifle, loaded with 10 rounds, staged on left table.
Shotgun, with at least four rounds on your person, staged on right table.

Starting Position: Standing behind center of the table of the rifle **or** shotgun.

Procedure: Shooter will say "**Nobody move!**" and wait for the beep.

ATB, if starting with rifle, engage rifle targets in a 3-4-3 sweep from either end.
Return rifle to table.

Move to center table and using pistol, repeat rifle instructions.

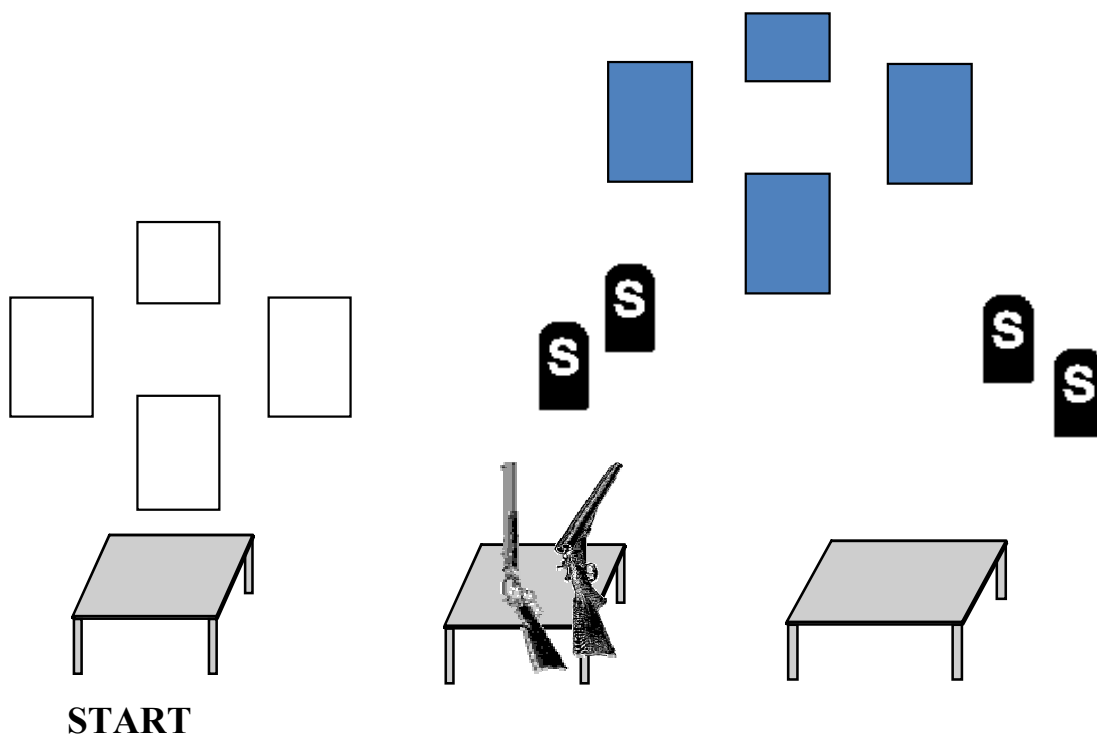
Move to last table and engage the 4 knockdown targets until down or at least depressed.
(Shotgun goes back on table if shot first.)

If starting on right, shoot shotgun, pistols, rifle.

SRS SEPTEMBER '15 STAGES

Stage 3

Head Shots



Ammo: Pistols 10, Rifle 10 Shotgun 4+

Staging: Two pistols loaded with five rounds each and holstered. Rifle, loaded with 10 rounds, staged on the center table. Shotgun, with at least four rounds on your person, staged on the center table.

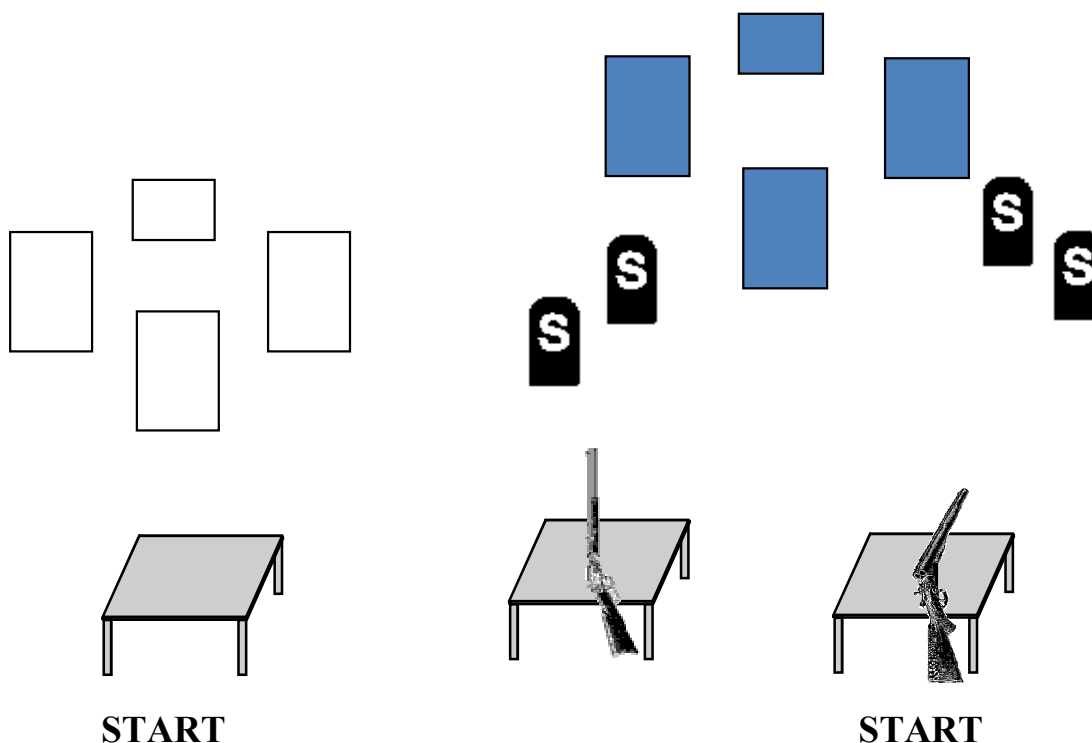
Starting Position: Standing behind the center of the left table.

Procedure: Shooter will say "**Head shots required!**" and wait for the beep. ATB, using pistols, shoot the bottom center target twice, then the "head" 3 times. Repeat. Retrieve rifle and, and repeat the instructions for the pistol. Retrieve Shotgun and engage the left shotgun targets. Move behind next table and shoot the last two.

SRS SEPTEMBER '15 STAGES

Stage 4

Goin' in a circle



Ammo: Pistols 10, Rifle 10 Shotgun 4+

Staging: Two pistols loaded with five rounds each and holstered. Rifle, loaded with 10 rounds, staged on the center table. Shotgun, with at least four rounds on your person, staged on the right table.

Starting Position: Standing behind the center of the right or left table.

Procedure: Shooter will say "Yer makin' me dizzy!" and wait for the beep. ATB shoot pistol targets starting on the low center target and circle around to the beginning. Repeat instructions.

Move to rifle. Start on bottom center and shoot in a circle for 10 rounds..

Shotgun targets are engaged any order.


If starting on right, shoot shotgun, rifle, pistols.

Rifle and shotgun may be restaged on either table.

SRS SEPTEMBER '15 STAGES

Stage 5

Movin' Forward



Ammo: Pistols 10, Rifle 10 Shotgun 4+

Staging: Pistols holstered, Rifle staged on cactus. Shotgun staged on far table.

Start: Standing beside the horse's back feet.

Procedure: When ready, say "**Here I come!!!**"

Shoot a Nevada sweep on the right targets. Move to cactus and with rifle, Nevada sweep the rifle targets. Restage rifle on cactus.

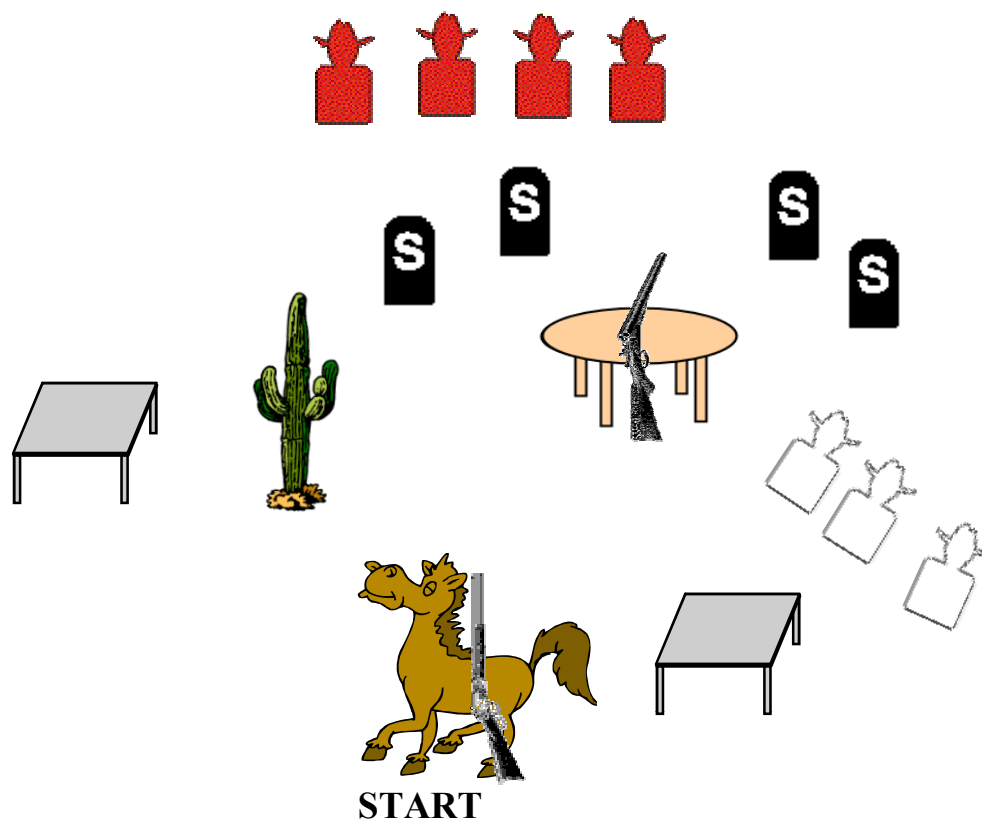
Move behind far left table and Nevada sweep the left targets.

Move to last table and shoot 4 shotgun targets, any order.

SRS SEPTEMBER '15 STAGES

Stage 6

Another mover



Ammo: Pistols 10, Rifle 10 Shotgun 4+

Staging: Pistols holstered, Rifle at port arms. Shotgun staged on far table.

Start: Standing with at least one foot behind horse. Rifle at port arms.

Procedure: When ready, say "**One More Time!!!**"

With rifle do a 1-3-1 sweep from the left, then again from the right.

Stage rifle pointed towards the side berm.

Move towards pistol targets and with pistol, repeat rifle instructions on the three pistol targets on the right.

Move to shotgun and shoot shotgun targets, any order.