



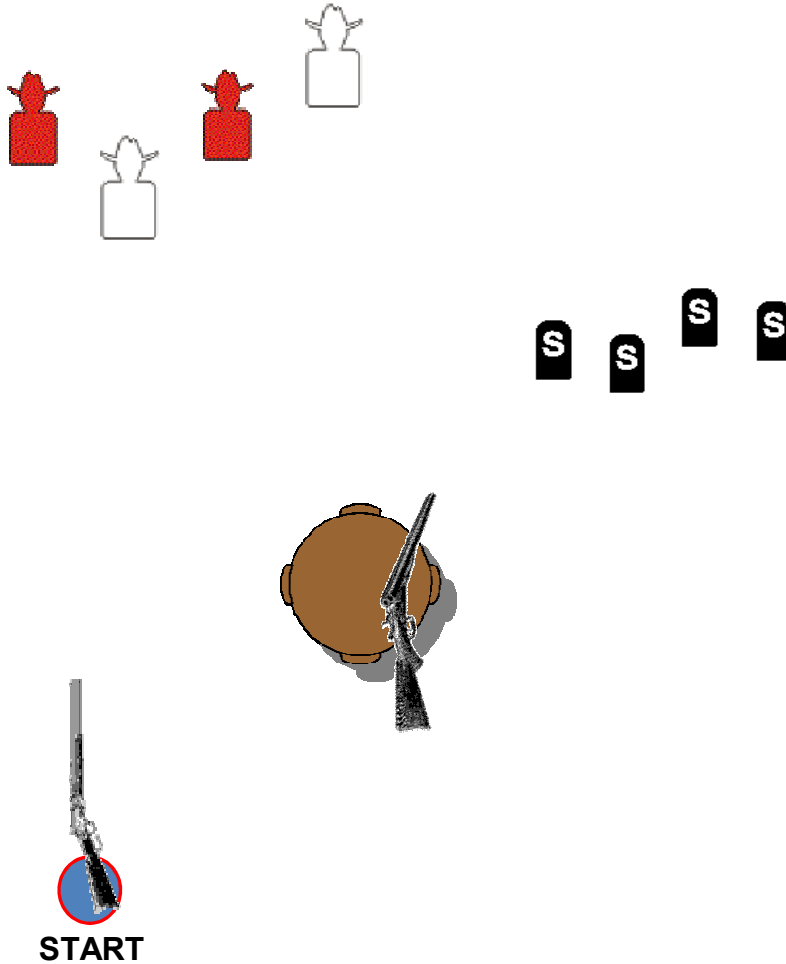
*South River Shootists'*  
*March 2015*  
*Match Stages*

*Provided by Marauder & Crew*

# SRS COWBOYS MARCH '15 SHOOT

## STAGE 1

A March Move



**Ammo:** Pistols 10, Rifle 10 Shotgun 4+

**Staging:** Rifle in hand, shotgun taged on table. Pistols holstered.

**Start:** Standing with one foot touching starting stone. Rifle in hand(s)

**Procedure:** Say, "Let's move!"

After the beep, with rifle do a continuous Nevada sweep double tapping every other target. 1 - 2 -1 - 2 - 1 - 2 - 1 (Start on either end)

Your choice: shotgun or pistols next.


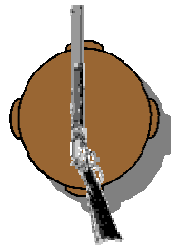
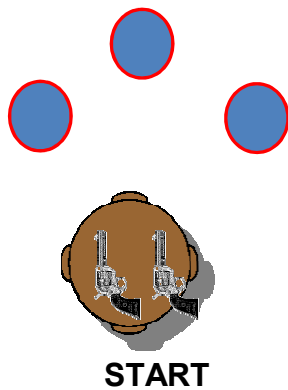

With shotgun, shoot knockdown targets.

With pistols, repeat rifle instructions.

# SRS COWBOYS MARCH '15 SHOOT

## STAGE 2

Happy St Patty's Day!



**Ammo:** Pistols 10, Rifle 10 Shotgun 4+

**Staging:** Pistols holstered. Rifle on center table. Shotgun on right table.

**Start:** Standing behind left or right table.

**Procedure:** Say, "Happy St Patty's Day!"

If starting on right, shoot shotgun targets. Move to Rifle.

With rifle, shoot each target 3 times, then the last shot on center target.

Move to last table shot pistol per the rifle instructions.

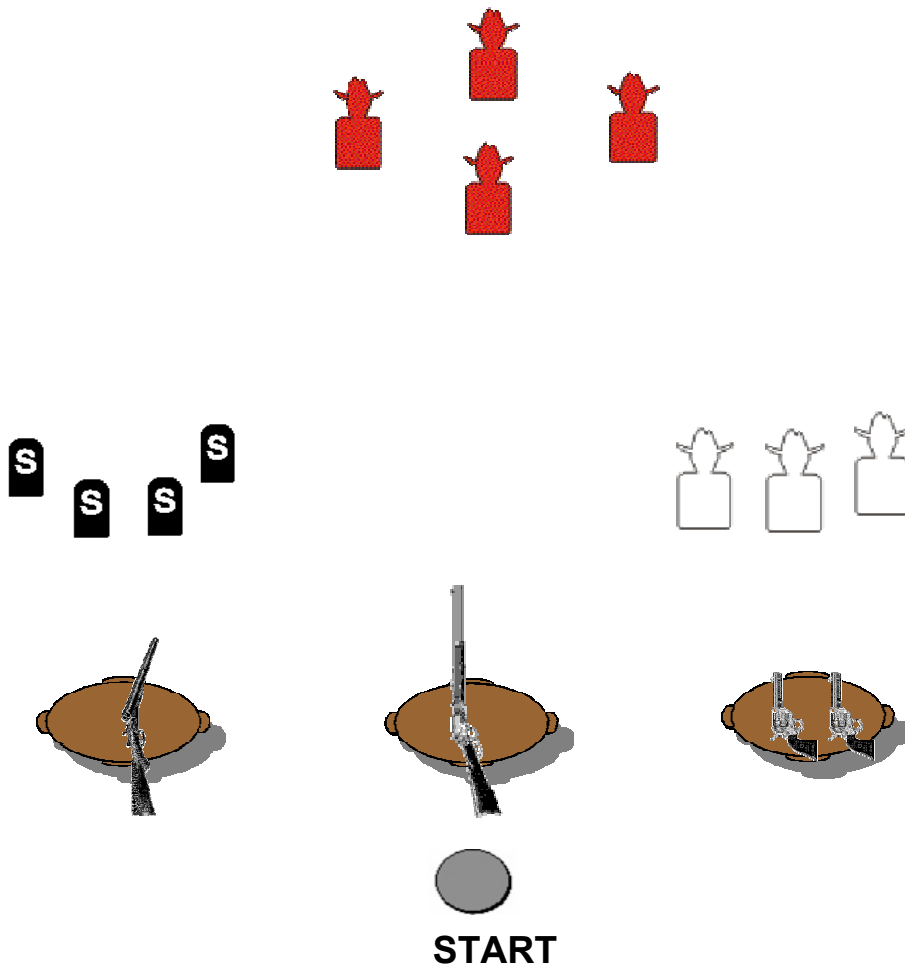
If starting on left, shoot pistols, rifle and then shotgun.

**Note:** Must have at least one foot behind table.

# SRS COWBOYS MARCH '15 SHOOT

## STAGE 3

St Patty's Cross



**Ammo:** Pistols 10, Rifle 10 Shotgun 4+

**Staging:** Rifle on center table, shotgun on left table. Pistols holstered.

**Start:** Standing with one foot touching start stone. Arms crossed over chest.

**Procedure:** Say, "In the name of St Patrick!"

ATB move to gun of choice.

With pistols, do a Nevada sweep, starting in the middle. Repeat.

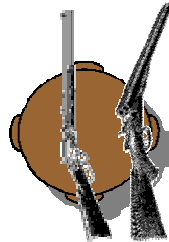
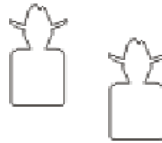
With rifle, shoot a verticle Nevada sweep followed by a horizontal Nevada sweep.

With shotgun, knock down the shotgun targets.

# SRS COWBOYS MARCH '15 SHOOT

## STAGE 4

It's a trick! There are TWO of them!!!



START

**Ammo:** Pistols 10, Rifle 10 Shotgun 2+

**Staging:** Rifle and shotgun on table. Pistols holstered.

**Start:** Standing behind table.

**Procedure:** Say, "It's a Trick!"

ATB move to gun of choice.

With pistols, shoot each pistol target at least 5 times.

With rifle, shoot each rifle target 5 times.

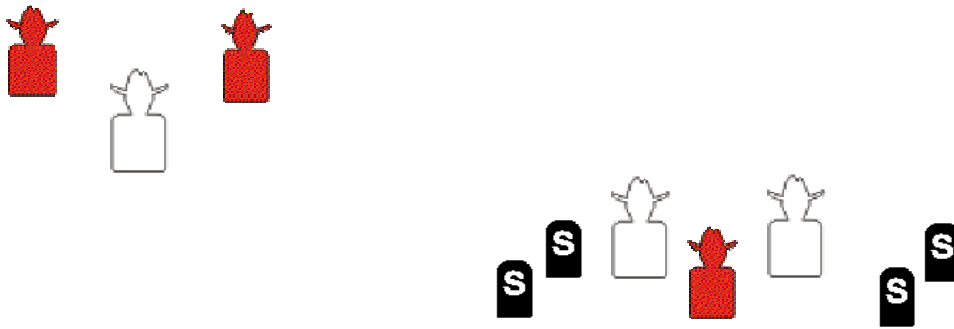
With shotgun, knock down the shotgun targets.

**Didn't fool me for a minute!**

# SRS COWBOYS MARCH '15 SHOOT

## STAGE 5

Back in the windy "city"



**Ammo:** Pistols 10, Rifle 10 Shotgun 4+

**Staging:** Rifle on table in left door and shotgun on table in right door.  
Pistols holstered.

**Start:** Standing in left doorway.

**Procedure:** Say, "Sure is a windy Day!"

ATB, with rifle shoot center target 3 times, then each outside target twice. Finish with 3 on center target.

Move to right door and shoot shotgun targets.

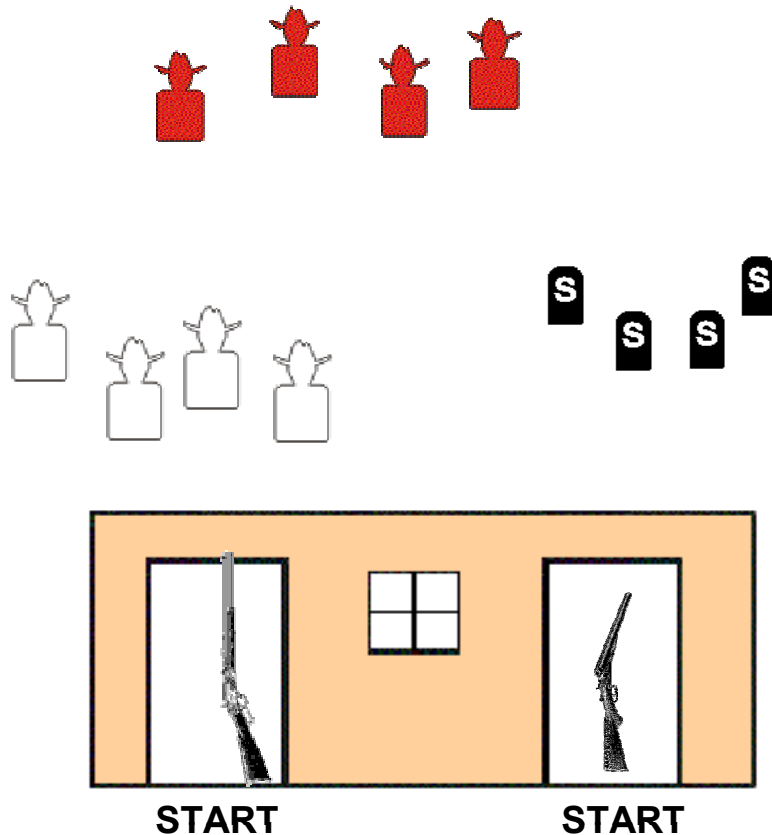
With pistols, shoot center target 3 times, then an outside target twice.

The center target 3 times and the other outside target twice.

# SRS COWBOYS MARCH '15 SHOOT

## STAGE 6

It's nice to be inside - almost!



**Ammo:** Pistols 10, Rifle 10 Shotgun 4+

**Staging:** Rifle on Left table and shotgun on right. Pistols holstered.

**Start:** Standing in Left or Right door. One hand pointing at target.

**Procedure:** Say, "We're almost inside"

If starting on right - Get shotgun, and shoot shotgun targets.

Move to rifle and shoot outside targets 4 times each and inner targets once each. - any order.

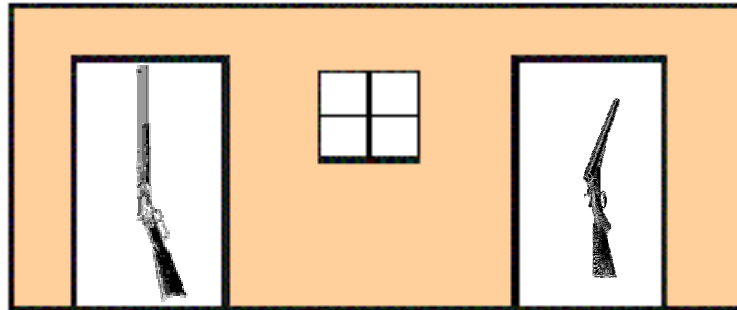
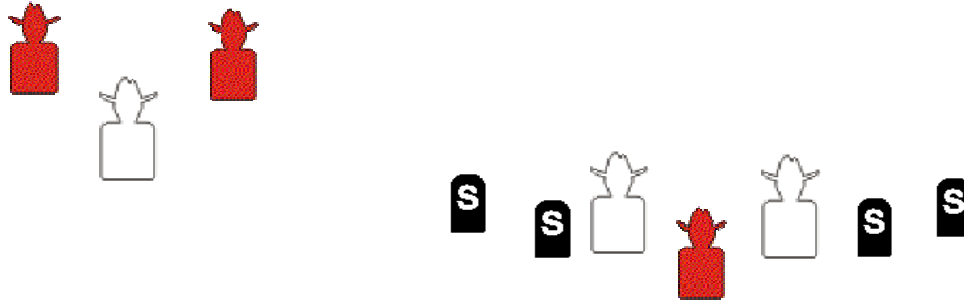
Shoot pistols using the rifle instructions.

If starting on left, shoot pistols, rifle, then shotgun.

# SRS COWBOYS MARCH '15 SHOOT

## WARM UP

Back in town after the luck of the Irish.



**START**

**Ammo:** Pistols 10, Rifle 10 Shotgun 4+

**Staging:** Rifle on table in left door and shotgun on table in right door.  
Pistols holstered.

**Start:** Standing in left doorway.

**Procedure:** Say, "Let's Do It!"

ATB, with rifle shoot two 2 - 1 - 2 sweeps starting on either end.

Move to right door and shoot shotgun targets.

With pistols, shoot the same instructions as for the rifle.

**WARM UP SIDE MATCH**