



*June 21, 2014*  
*Monthly Match*  
*Stages*

*Provided by Man from Little River*

**NOTE FOR THE MONTH OF JUNE NO WARM UP STAGE PROVIDED. POSSE WITH SHOOT 4 STAGES BREAK FOR LUNCH AND SHOOT LAST TWO STAGES AFTER. THIS WILL ALLOW FOR EARLY COMPLETION OF MATCH DUE TO EXTREME HEAT. Awards will be at main club house but remember a State Championship Skeet match is underway on trap/skeet ranges.**

STAGE	BAY	PISTOL COUNT	RIFLE COUNT	SHOTGUN COUNT	NUMBER OF MOVES	SEQUENCE	TARGETS USED	PROPS USED
1	12	10	10	4+	2	P-P-R-S	5 PISTOL AND 3 PISTOL FOR RIFLE 4 SHOTGUN standard stands	two tables or barrel top tables load and unload tables.
STAGE 1		bonus none						
2	12	10	10	4+	2	R-S-P-P	SAME AS STGE 1	same as stage 1
STAGE 2		bonus none						
3	11	10	8	4+	0	P-R-P-S	4 diamonds FOR RIFLE 5 PISTOL AND 4 SHOTGUN Pistols on short stands	table or barrel top load and unload tables
STAGE 3		bonus none						
4	11	10	10	4+	0	S-R-P-P	SAME AS 3	SAME AS 3
STAGE 4		bonus none						
5	12	10	10	4+	2	R-S-P-P	5 pistol for RIFLE AND 5 PISTOL AND 4 SHOTGUN TARGETS	three horses and platforms
STAGE 5		bonus none						
6	5	10	10	4+	2	P-P-S-R	SAME AS 5	SAME AS FIVE
STAGE 6		bonus none						

TOTAL                      60    58    24+    8

BONUS TOTAL

## June 21, 2014 Stage 1 - Bay 12

### Story:

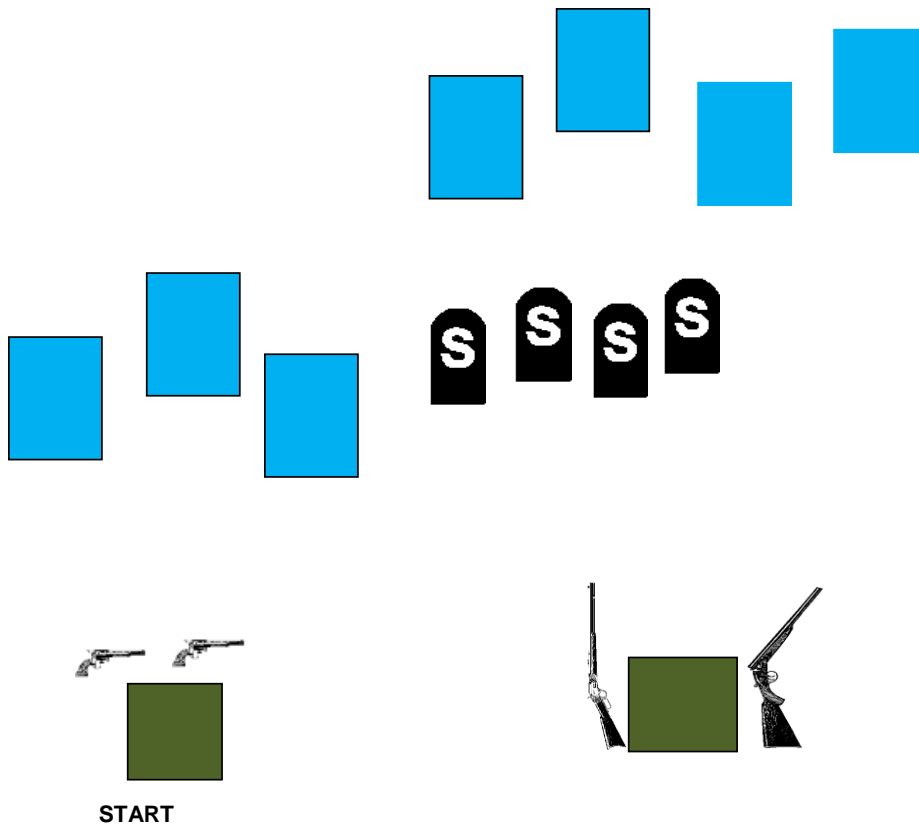
THE INTERACTION BETWEEN FOLKS IS STRONG. SOMETIMES JUST A LITTLE TOO MUCH SO, WHICH LEADS TO GUN PLAY WHEN SOME JUST FAIL TO LEAVE WELL ENOUGH ALONE.

Two Revolvers and 10 Cartridges, Rifle and 10 Cartridges, Shotgun and 4 + Shells

**Staging:** Rifle loaded with 10 rounds staged on right table. Shotgun staged open and empty on right table. Pistols loaded with 5 rounds each and holstered. Start standing behind left table.

### Procedure:

When ready say "*You should have left it alone*". At the beep draw first pistol, engage the pistol targets in a Nevada Sweep from the left, holster. Draw second pistol and repeat the same Nevada sweep, holster. Move to the rifle, Nevada sweep the rifle targets starting from the left. Return open and empty rifle to tray. Move to shotgun and engage shotgun targets in any order.



## June 21, 2014 Stage 2 - Bay 12

### Story:

*Several Pards have headed to town to do a little partying. They have been a long time out on the range with the spring cattle, and trouble begins.*

### Two Revolvers and 10 Cartridges, Rifle and 10 Cartridges, Shotgun and 4 + Shells

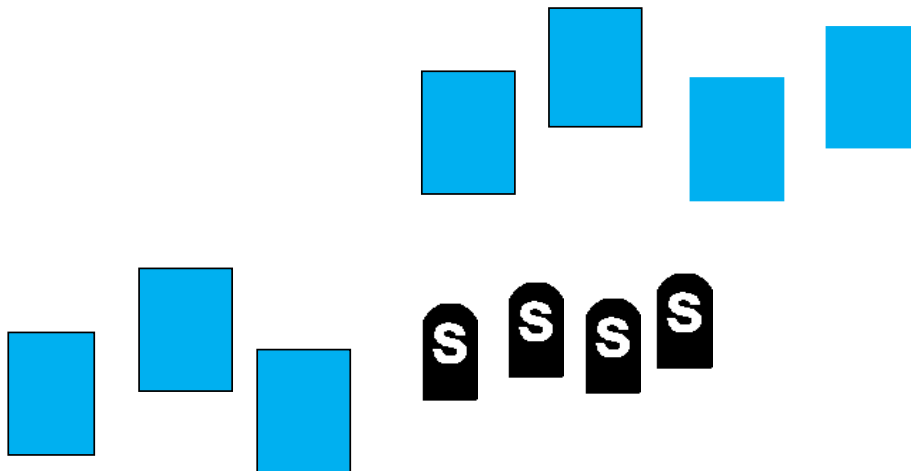
#### Staging:

Rifle loaded with 10 rounds and staged on table. Pistols loaded with 5 rounds each and holstered. Shotgun open and empty also staged on table. Start with hands flat on table.

#### Procedure:

When ready say "**LET'S PARTY**". At the beep pick up rifle and engage Rifle targets in a sweep from either direction as follows 1-2-3-4 progressive sweep. Return open and empty rifle to table.

Pick up shotgun and engage shotgun targets in any order. Move to left table and with one foot behind table engage pistol targets with at least one round on each from either direction. Repeat with second pistol.



START

June 21, 2014 Stage 3 Bay 11

Story:

*Playing cards at the local social club, the cowboys get a little upset with the local card shark. Some words are exchanged and then some lead gets exchanged, which kind of puts a damper on the party.*

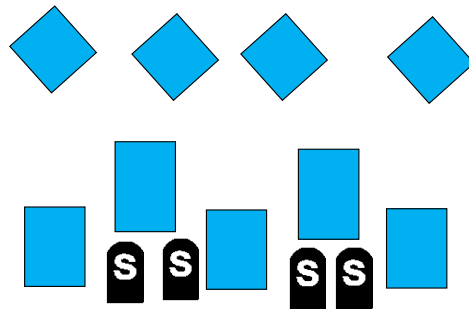
**Two Revolvers and 10 Cartridges, Rifle and 8 Cartridges, Shotgun and 4 + Shells**

Staging:

Rifle loaded with 8 rounds and staged on table. Shotgun open and empty staged on table. Pistols loaded with 5 rounds each and holstered. Starting position standing behind table with hands on pistols.

Procedure:

When ready say "**DARN UNLUCKY CARD GAME**". At the beep, draw first pistol and engage pistol targets starting on the left with one round each, holster. Retrieve rifle and engage the rifle targets with two sweeps from the left. Return open and empty rifle to table. Draw second pistol and engage the pistol targets again from the left with one round each, holster. Retrieve shotgun and engage shotgun targets in any order. **Note: gunfighters may stage on table after first pistol string and pick up after rifle or shoot duelist.**



Pistol targets on short stands



START

June 21, 2014 Stage 4 Bay 11

Story:

*The night had settled down and a second card game had gotten under way for those not so lucky to have a lady's companionship. Drinks are flowing and there are more losing than winning. Once again gun play erupts over somebody dealing cards off the bottom of the deck.*

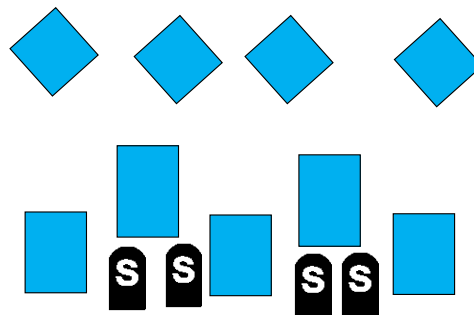
**Two Revolvers and 10 Cartridges, Rifle and 10 Cartridges, Shotgun and 4 + Shells**

Staging:

Rifle loaded with 10 rounds and staged on table. Shotgun held in both hands. Pistols loaded with 5 rounds each and holstered. Start standing behind table with shotgun in both hands.

Procedure:

When ready say "YOU DEALING OFF THE BOTTOM AGAIN". At the beep with shotgun engage shotglun targets in any order, make safe on table. Retrieve your rifle and engage the rifle targets in a Nevada sweep from either direction. Return open and empty rifle to table. With pistols engage the pistol targets in a double tap sweep starting from either direction, holster.



Pistol targets on short stands



START

## June 21, 2014 Stage 5 Bay 10

### Story:

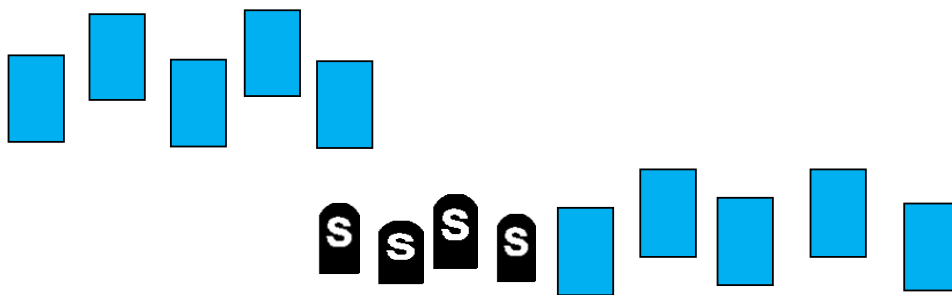
A cowboy heads over to his lady friend's place and starts singing to her outside on the porch. Now mind you he sings a bit off key. The dog starts to howl and the cowboys walking down the street go to laughing, but the singing cowboy doesn't see the humor in the moment.

**Two Revolvers and 10 Cartridges, Rifle and 10 Cartridges, Shotgun and 4 + Shells**

### Staging:

Start with Rifle loaded with 10 rounds and held at cowboy port arms at left horse. Pistols loaded with 5 rounds each and holstered. Shotgun is staged on the center horse open and empty.

**Procedure:** When ready say "**CAN'T SING**". At the beep engage the rifle targets with two sweeps from either direction, double tap permitted. Place rifle open and empty on horse. Move to center horse pick up shotgun and engage shotgun targets in any order. Return open and empty shotgun to horse. Move to right horse and with at least one foot behind horse, with pistols engage pistol targets with two sweeps from either direction double tap permitted.



Start

## June 21, 2014 Stage 6 Bay 10

### Story:

A cowboy heads and his lady friend are headed out to the ranch for a wuiet evening only to encounter some ill manneed cowboys out to spoil the evening. Some time is to be spent giving lessons on better manners to those cowboys.

**Two Revolvers and 10 Cartridges, Rifle and 10 Cartridges, Shotgun and 4 + Shells**

### Staging:

Rifle loaded with 10 rounds and staged on left horse. Pistols loaded with 5 rounds each and holstered. Shotgun is staged on the center horse open and empty. Start standing behind right horse with hands on hat brim.

**Procedure:** When ready say "NEED LESSONS". At the beep engage pistols targets with two sweeps from the right, holster. Move to center horse pick up shotgun and engage shotgun targets in any order. Return open and empty shotgun to horse. Move to left horse and with rifle place two sweeps from the right on rifle targets.

