

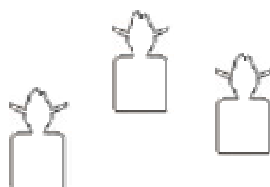



*January '22*  
*Stages*

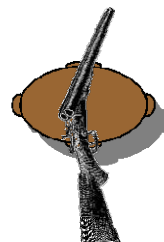
# SRS COWBOYS JANUARY '22 SHOOT

## Warm Up

On a Cool Winter Morning



**START**



**Ammo:** Pistols 10, Rifle 10 Shotgun 4+

**Staging:** Pistols holstered. Rifle in one hand, barrel touching table.  
Shotgun on a table.

**Start:** Standing behind left table, rifle in one hand with barrel on table.

**Procedure:** Say, "Let's Shoot!"

ATB, with rifle, from either side, shoot a Nevada Sweep with 5 shots. Repeat instruction.

Make rifle safe on either table.

With pistols, repeat rifle instructions, shot anywhere along firing line.

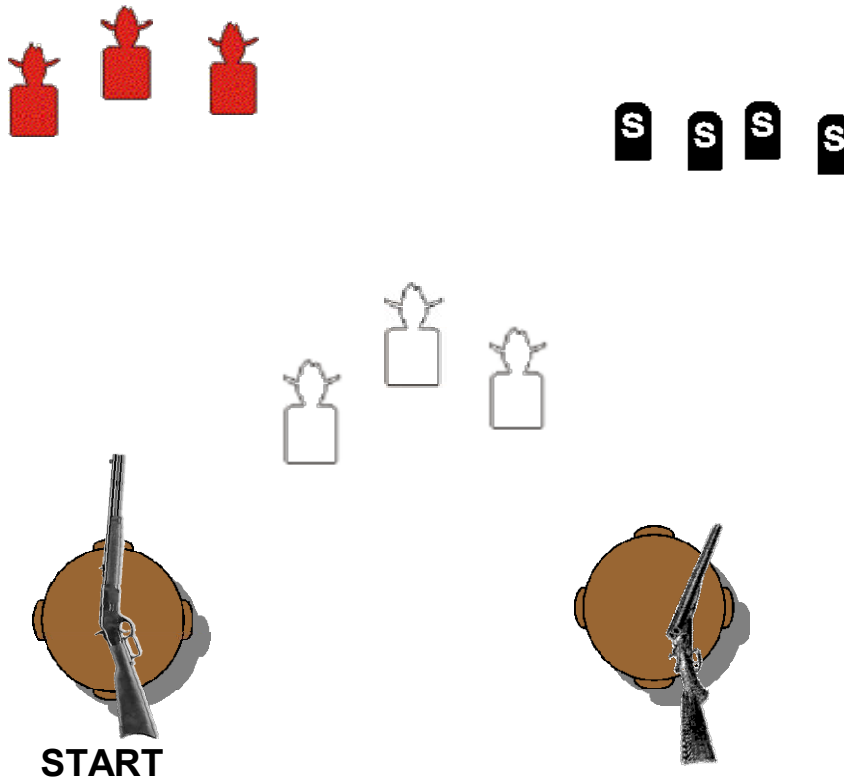
With shotgun, shoot the 4 knockdown targets. Make shotgun safe.

# SRS COWBOYS JANUARY '22 SHOOT

## STAGE 1

A Happy New Year

It's great to be shooting again to start the new year!



**Ammo:** Pistols 10, Rifle 10 Shotgun 4+

**Staging:** Rifle on left table, shotgun on right table. Pistols holstered.

**Start:** Standing behind left table. Any position, hands not touching gun.

**Procedure:** Say, "A New Year"

After the beep, Starting on the middle target, shoot a continuous Nevada sweep on the rifle targets.

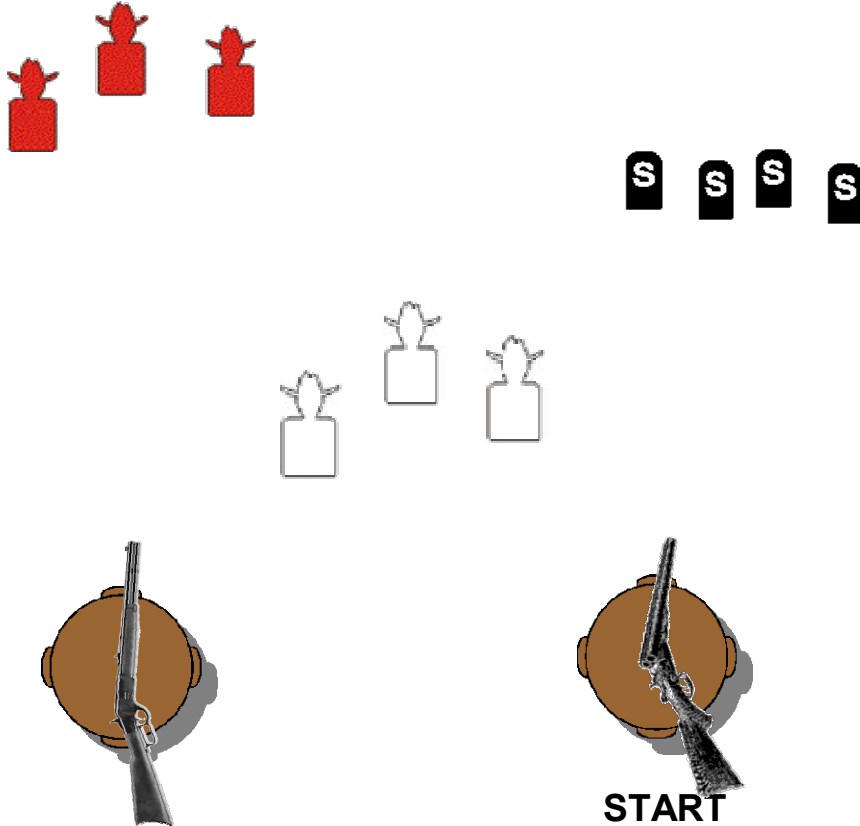
From between the tables, with pistols, repeat rifle instructions.

At the right table and with shotgun, shoot knockdown targets.

# SRS COWBOYS JANUARY '22 SHOOT

## STAGE 2

Something simple for a cold January



**Ammo:** Pistols 10, Rifle 10 Shotgun 4+

**Staging:** Rifle on left table, shotgun on right table. Pistols holstered.

**Start:** Standing behind Right table. Any position, hands not touching gun.

**Procedure:** Say, "**Kinda Cold!**"

After the beep, shoot the shotgun targets from staged location. Make safe.

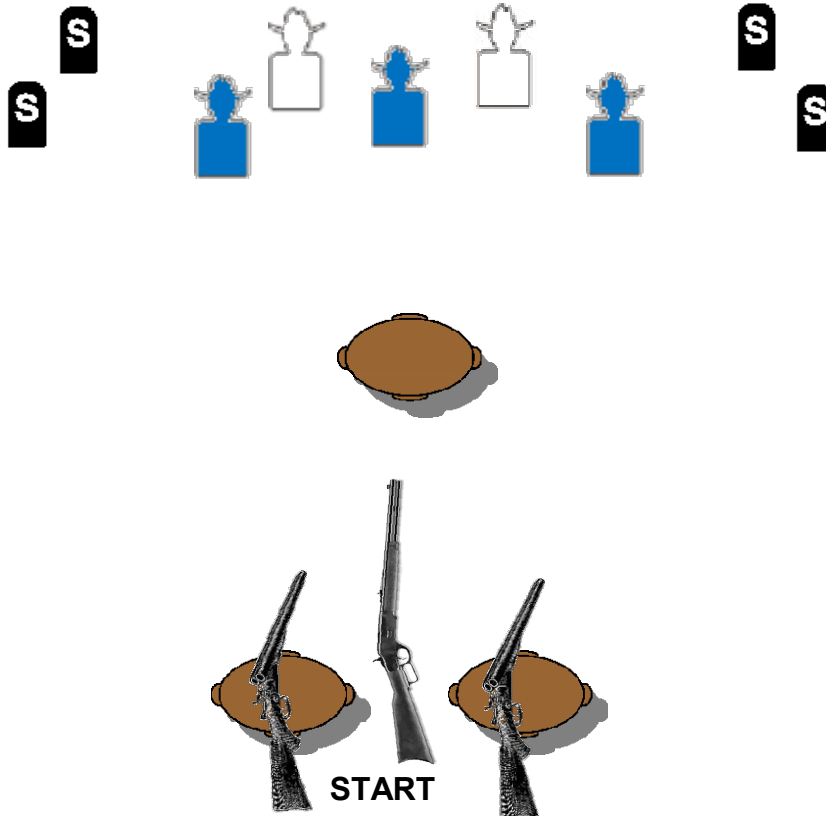
With rifle do a double-tap Nevada sweep.

From anywhere on the firing line, with pistols, do a double-tap Nevada sweep.

# SRS COWBOYS JANUARY '22 SHOOT

## STAGE 3

An early Winter?



**Ammo:** Pistols 10, Rifle 10 Shotgun 4+

**Staging:** Rifle held at port arms, shotgun on either table. Pistols holstered.

**Start:** Standing between the tables holding rifle at port arms.

**Procedure:** Say, "It Is Winter!"

ATB -With rifle, **in any order**, shoot the 2 outside targets 3 times, the center target twice and the other inside targets once each (3-1-2-1-3 if you like). Stage Rifle safely **pointing at side berm.**

With shotgun, from staged location, shoot the four knockdown .

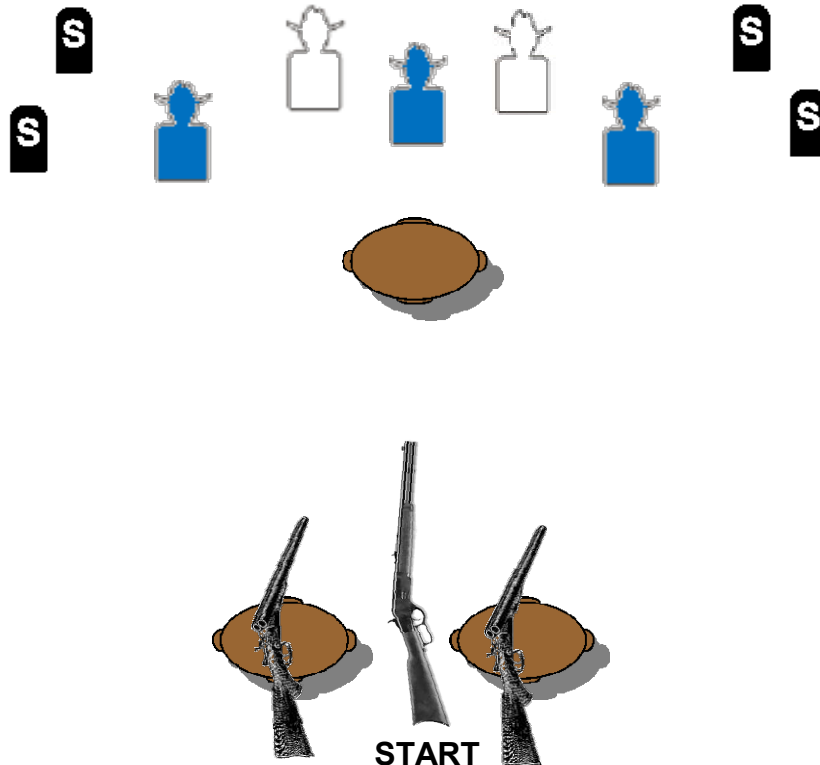
Make shotgun safe on table pointing at side berm or take to forward table.

Move to forward table and with pistols, repeat the rifle instructions.

# SRS COWBOYS JANUARY '22 SHOOT

## STAGE 4

But I'm still Warm!



**Ammo:** Pistols 10, Rifle 10 Shotgun 4+

**Staging:** Rifle held both hands, shotgun on either table. Pistols holstered.

**Start:** Standing between the tables holding rifle in both hands.

**Procedure:** Say, "I'm keepin warm!"

ATB -With rifle, starting on either outside target, shoot a 2-1-2 sweep on three targets on that side. Then 2-1-2 starting on the opposite outside target.

Stage Rifle safely **pointing at side berm.**

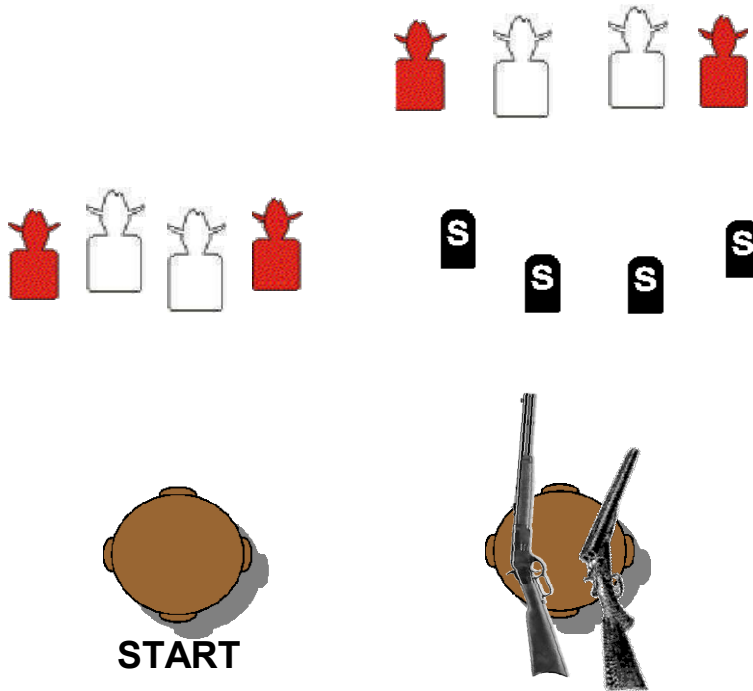
With shotgun, from staged location, shoot the four knockdowns . Make shotgun safe on either table pointing at side berm OR take to forward table.

Move to forward table and with pistols, starting on either outside target, shoot a 2-1-2 sweep on those 3 targets. Then starting on the opposite side, repeat on the last 3 targets.

# SRS COWBOYS JANUARY '22 SHOOT

## STAGE 5

We are nearing the end of this one!



**Ammo:** Pistols 10, Rifle 10 Shotgun 4+

**Staging:** Rifle and shotgun on right table. Pistols holstered.

**Start:** Standing behind center of left table with hands on pistols.

**Procedure:** Say, "The end is Near!!!"

With pistols, shoot one of the middle targets, then sweep all four. Repeat starting on the other middle target.

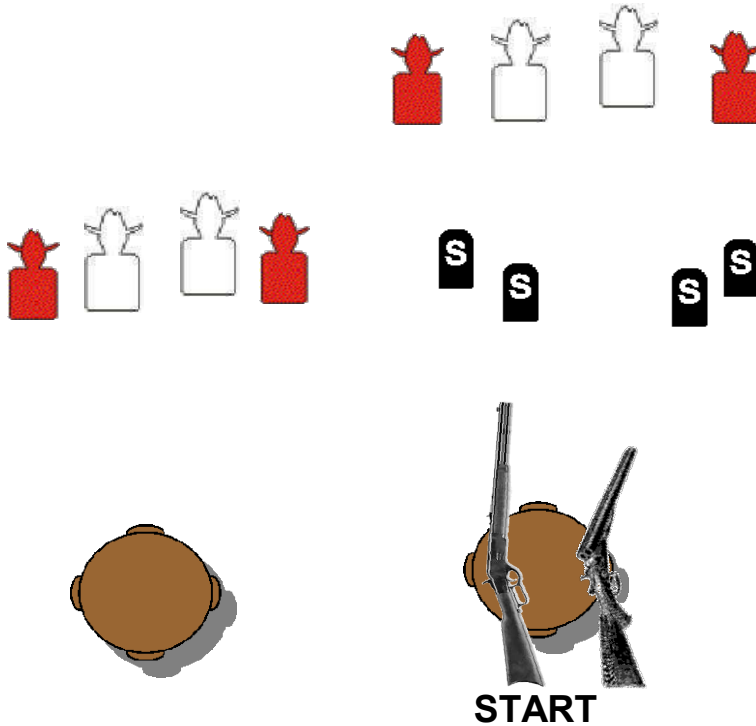
Move to right table and with rifle repeat the pistol instructions.

With shotgun, knock down the shotgun targets.

# SRS COWBOYS JANUARY '22 SHOOT

## STAGE 6

The last for some, but not for others.



**Ammo:** Pistols 10, Rifle 10 Shotgun 4+

**Staging:** Rifle and shotgun on right table. Pistols holstered.

**Start:** Standing behind right table with hands on rifle.

**Procedure:** Say, "Is This the End?!"

With rifle starting on either side, shoot a Lawrence Welk/progressive sweep. 1 on tgt 1, 2 on tg2, 3 on tg3 and 4 on tg4. Wunnerful, wunnerful.

With shotgun, shoot shotgun targets. Make shotgun safe on left table.

At the left table, with pistols repeat the rifle instructions.