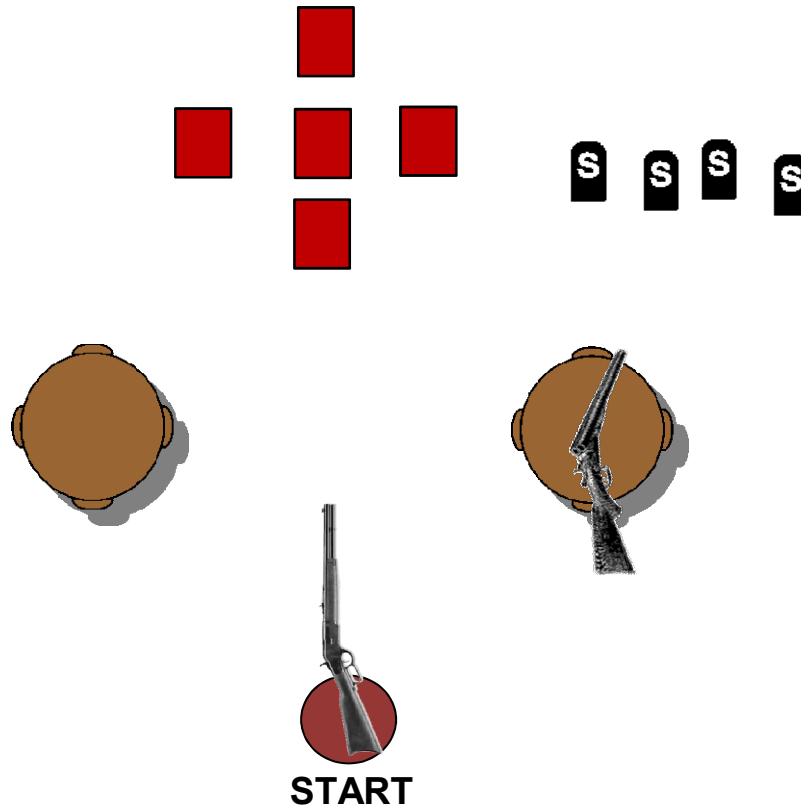




February 2020
Valentine's Match
Stages

WARM UP

Warmin Up fer yer Valentine



Ammo: Pistols 10, Rifle 10 Shotgun 4+

Staging: Rifle in hands. Shotgun on right table. Pistols holstered.

Start: One foot touching start stone, rifle in hands pointed at bottom target.

Procedure: Say, "Warmin UP for ya!"

ATB, with rifle shoot the top 4 targets, two on each outside target and 3 on middle targets, any sequence.

You may shoot either shotgun or pistols next.

If pistols, take rifle to left table and engage the lower 4 targets with the same instructions as the rifle.

Move behind right table and shoot shotgun targets.

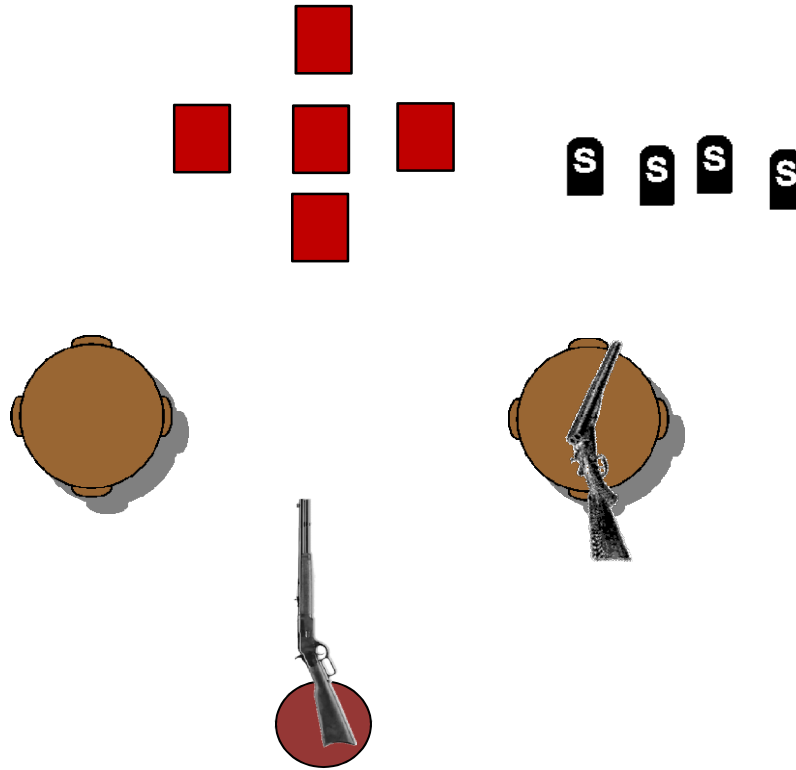
If shotgun is next, take rifle to right table and engage shotgun targets.

Move behind left table (one foot at least) and shoot pistols as described above.

SRS COWBOYS VALENTINE'S '20 SHOOT

STAGE 1

Lovin it!



START

Ammo: Pistols 10, Rifle 10 Shotgun 4+

Staging: Rifle at cowboy port arms, shotgun on right table. Pistols holstered.

Start: One foot touching stone. Rifle held at cowboy port arms.

Procedure: Say, "**Fer my Valentine!**"

After the beep, starting on bottom target, sweep the vertical targets then double-tap one of the side targets. Repeat vertical sweep then double-tap the other side target.

Move to left table and make rifle safe.

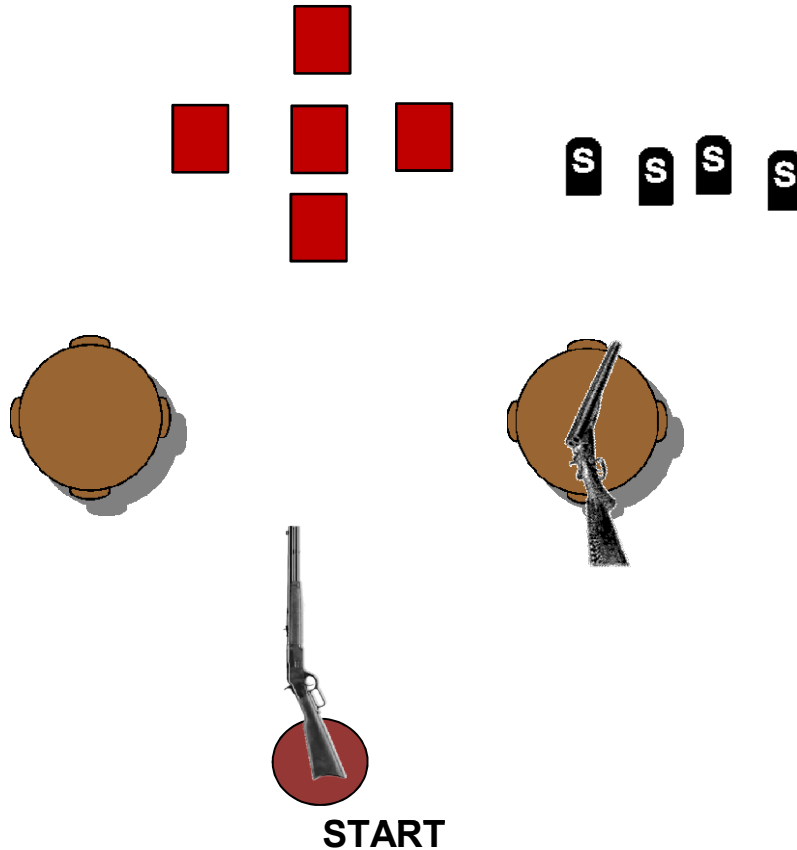
With pistols, repeat rifle instructions. You may shoot anywhere between the tables.

Move to right table and with shotgun, shoot knockdown targets.

SRS COWBOYS VALENTINE'S '20 SHOOT

STAGE 2

Dottin I's and crossing T's



Ammo: Pistols 10, Rifle 10 Shotgun 4+

Staging: Rifle in hands. Shotgun on right table. Pistols holstered.

Start: One foot touching start stone with rifle in hands.

Procedure: Say, "I'll cross that T !"

With rifle, do a Nevada sweep on the 3 vertical targets, then another Nevada sweep on the 3 horizontal targets.

Move to right table and make rifle safe.

With shotgun, shoot the shotgun targets and make shotgun safe.

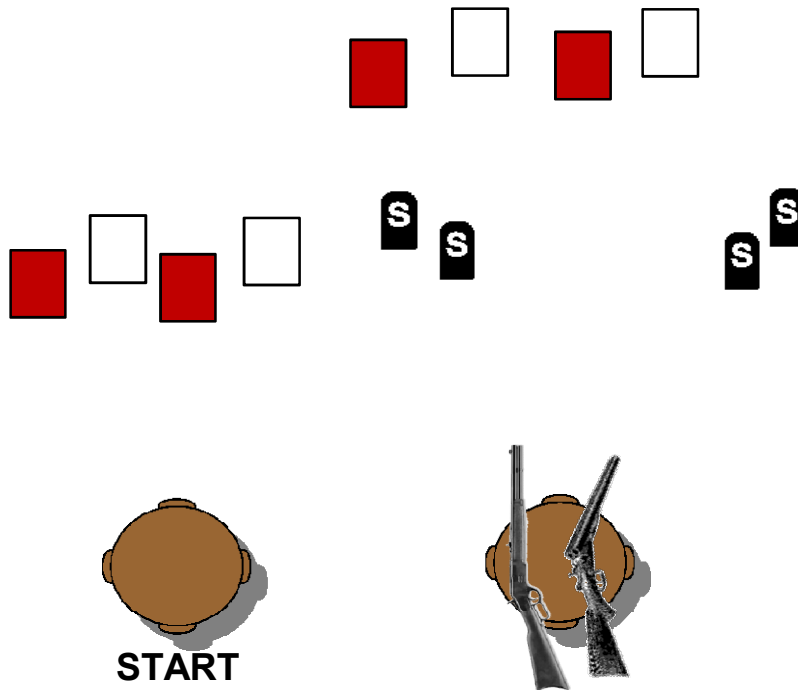
From anywhere along the firing line, using pistols, repeat rifle instructions.

SRS COWBOYS VALENTINE'S '20 SHOOT

STAGE 3

Well this is a story about some cowboys and cowgirls

You know how these stories go, but this one is different. Someone has to rescue their valentine. And you are that someone.



Ammo: Pistols 10, Rifle 10 Shotgun 4+

Staging: Rifle and shotgun on right table. Pistols holstered.

Start: Standing behind center of left table with hands on pistols.

Procedure: Say, "I'll rescue the Cowgirls (Cowboys)!"

With pistols, do a Lawrence Welk Sweep starting from either side.

Move to right table and with rifle repeat pistol instructions.

With shotgun, knock down the shotgun targets.

* **Lawrence Welk Sweep** 1 on first target, 2 on second, 3 on third and 4 on fourth.

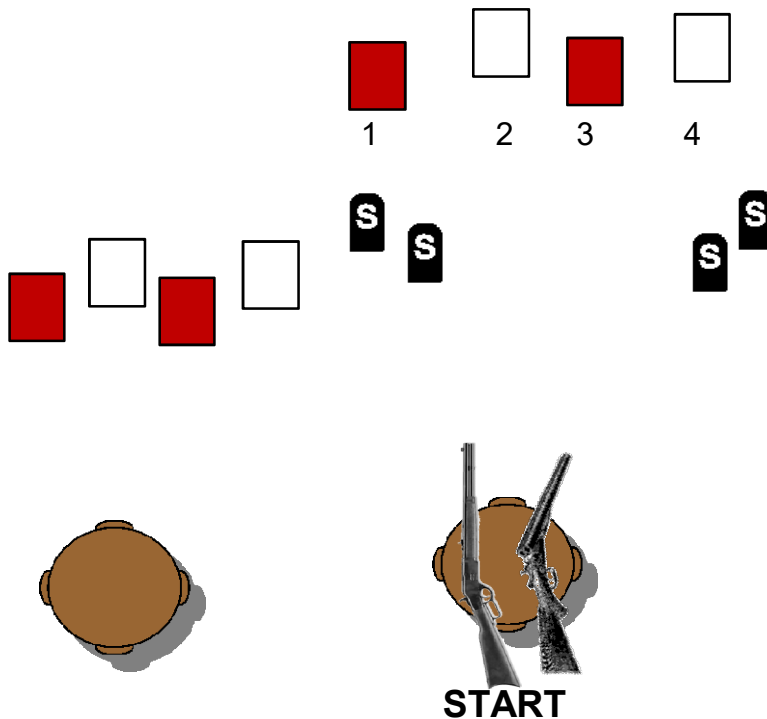
1 ana 2, ana 3, ana 4. Wunnerful, Wunnerful.

SRS COWBOYS VALENTINE'S '20 SHOOT

STAGE 4

Well the story continues. But sometimes relationships are back and forth

But you know you will get through it for love!



Ammo: Pistols 10, Rifle 10 Shotgun 4+

Staging: Rifle and shotgun on right table. Pistols holstered.

Start: Standing behind right table, hands on rifle.

Procedure: Say, "It's back and forth!"

With rifle alternate for 5 shots on two targets, Then repeat on other two targets. (ex, 1-2-1-2-1, then 3-4-3-4-3) You may start inside or outside on each "pair".

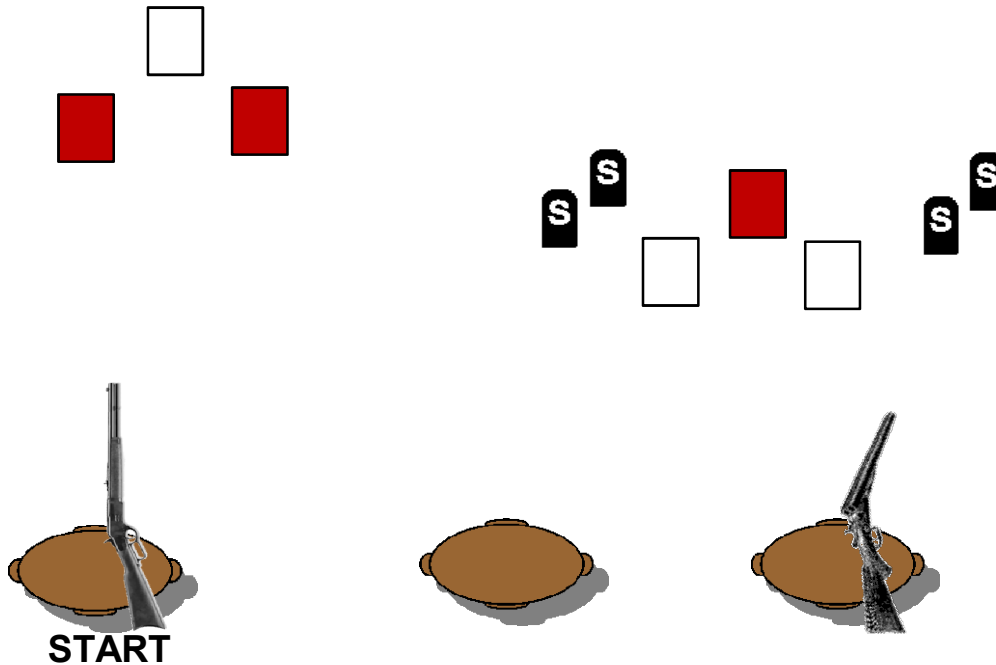
With shotgun, shoot shotgun targets. Make shotgun safe.

Move to left table and with pistols repeat rifle instructions.

SRS COWBOYS VALENTINE'S '20 SHOOT

STAGE 5

Back in town after the Valentine's Dance.



Ammo: Pistols 10, Rifle 10 Shotgun 4+

Staging: Rifle on left table and shotgun on right table.
Pistols holstered.

Start: Standing behind left table, hands on table.

Procedure: Say, "That was a lovely dance, Sweet Heart!"

ATB, with rifle do a continuous Nevada sweep, double taping the center target each time.

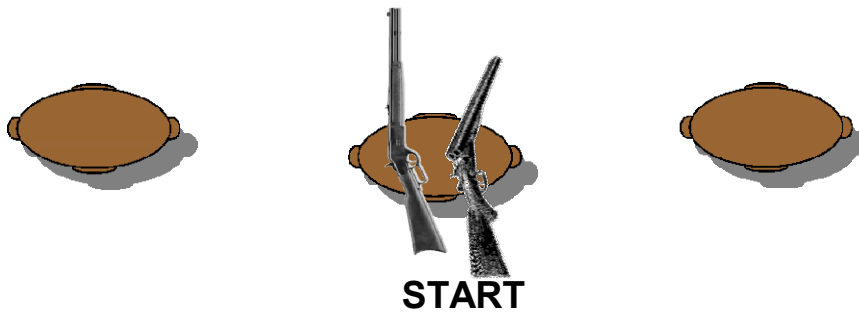
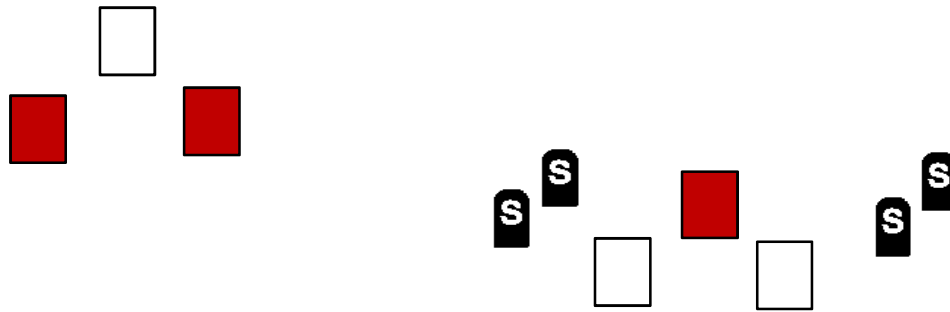
Move to right table and shoot shotgun targets.

With pistols, shoot the same instructions as for the rifle.

SRS COWBOYS VALENTINE'S '20 SHOOT

STAGE 6

You call THIS Cold?!
I'll keep my Valentine Warm!!



Ammo: Pistols 10, Rifle 10 Shotgun 6+

Staging: Rifle and shotgun on center table. Pistols holstered.

Start: Standing behind center table, hands on gun of choice.

Procedure: Say, "This will keep us warm, Darlin!"

ATB - Gun sequence is shooter's choice. Rifle not last.

With pistols starting on an outside target shoot a 1-3-1 sweep on 3 targets.

Repeat starting on either side.

With a rifle, repeat pistol instructions.

With shotgun, shoot shotgun targets until down.