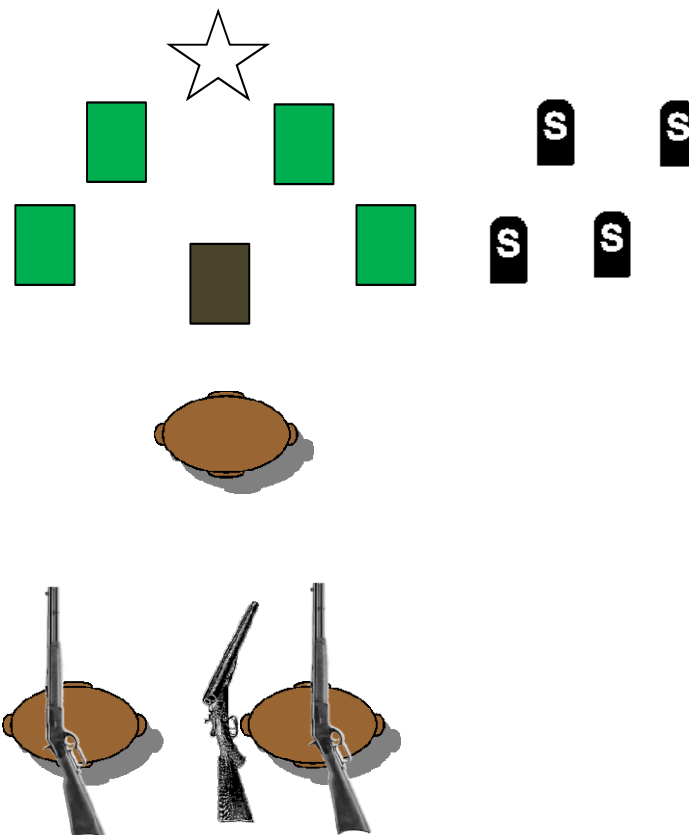




Christmas 2020
Stages

WARM UP

Christmas is Coming!



Ammo: Pistols 10, Rifle 10 Shotgun 4+

Staging: Pistols holstered. Rifle on a table. Shotgun in one hand.

Start: Standing between the tables, shotgun in one hand, other hand pointing at star.

Procedure: Say, "**Christmas is Coming!**"

ATB, With shotgun, shoot the 4 knockdown targets. Make shotgun safe.

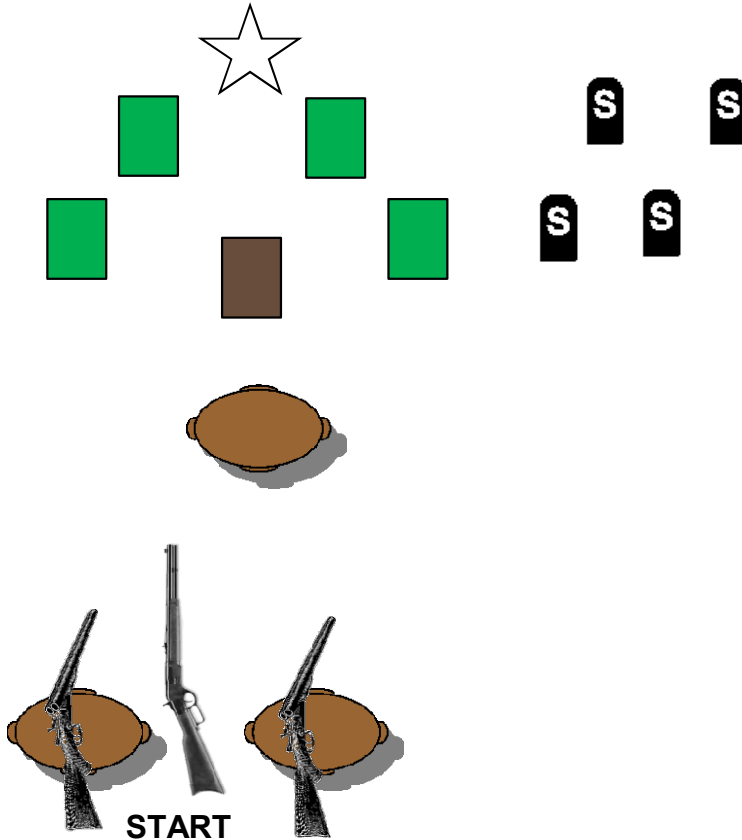
With rifle double-tap the tree trunk, then single-tap the rest of the tree and finish with a triple-tap on the trunk. Make rifle safe.

Move as you like and with pistols, repeat rifle instructions.

SRS COWBOYS CHRISTMAS '20 SHOOT

STAGE 1

It's time to set up the Christmas tree. Even with a Star on top!



Ammo: Pistols 10, Rifle 10 Shotgun 4+

Staging: Rifle held at port arms, shotgun on either table. Pistols holstered.

Start: Standing between the tables holding rifle in both hands.

Procedure: Say, "Time for the Tree!!!"

ATB -With rifle, **in any order**, set the tree well with five shots to the trunk, and once each on the other 5 targets. Stage Rifle safely **pointing at side berm**.

With shotgun, from staged location, shoot the four knockdowns . Make shotgun safe on table pointing at side berm or take to forward table.

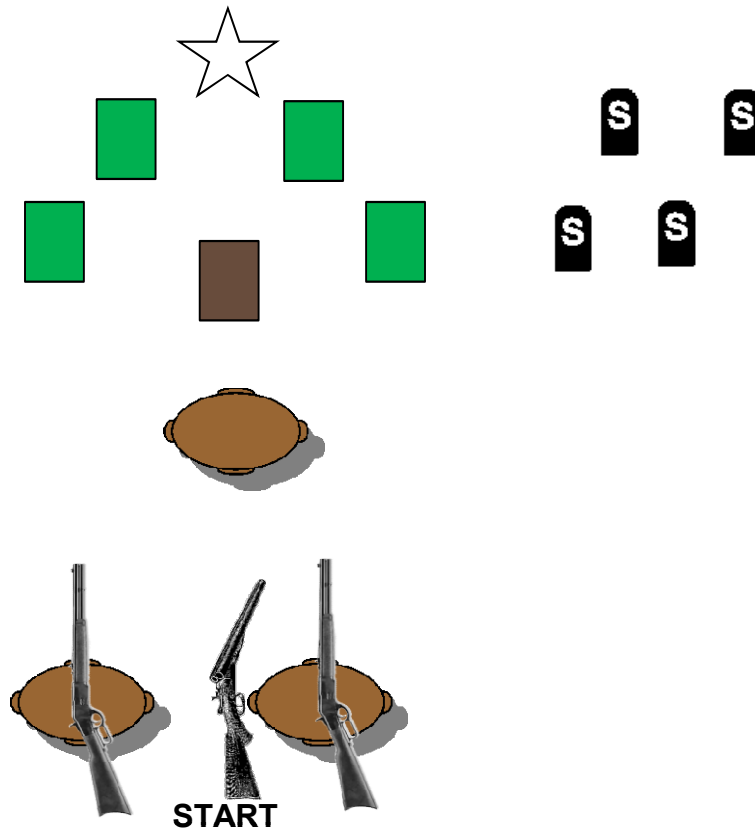
Move to forward table and with pistols, repeat the rifle instructions.

*Target set up, if possible, stage targets in a vertical tree with 3 layers.
Otherwise, lay out a tree as best you can.*

SRS COWBOYS CHRISTMAS '20 SHOOT

STAGE 2

Ya can't have our tree!



Ammo: Pistols 10, Rifle 10 Shotgun 4+

Staging: Shotgun held in hands (on shells if you like), rifle on either table. Pistols holstered.

Start: Standing between the tables holding shotgun in one hand and other hand on shells.

Procedure: Say, "It's Our Tree!"

ATB -With shotgun, shoot the four knockdowns . Make shotgun safe on table pointing at side berm.

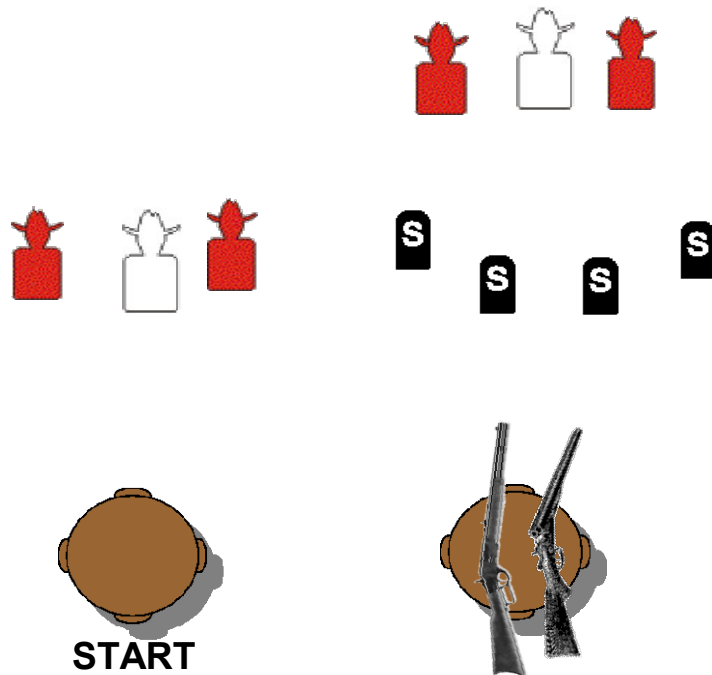
With rifle, shoot the trunk once, the star once and double-tap the other targets - any order. Stage Rifle safely **pointing at side berm OR take to forward table.**

Move to forward table and with pistols, repeat the rifle instructions.

SRS COWBOYS CHRISTMAS '20 SHOOT

STAGE 3

Cold Enough Fer Ya?



Ammo: Pistols 10, Rifle 10 Shotgun 4+

Staging: Rifle and shotgun on right table. Pistols holstered.

Start: Standing behind center of left table with both hands pointing at targets

Procedure: Say, "Let's Make It Hot!"

With pistols, in no particular order, shoot outside targets 4 times and inside target twice.

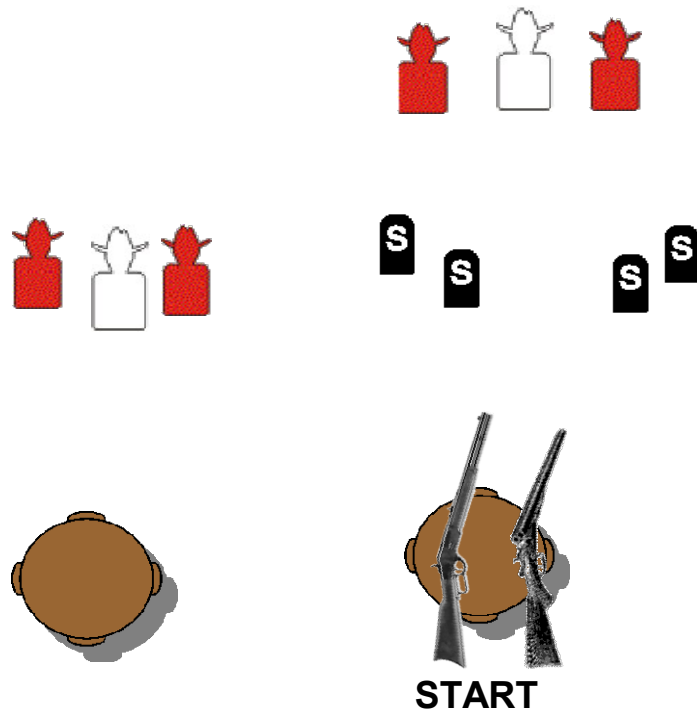
Move to right table and with rifle repeat the pistol instructions.

With shotgun, knock down the shotgun targets.

SRS COWBOYS CHRISTMAS '20 SHOOT

STAGE 4

West of Utah & East of California



Ammo: Pistols 10, Rifle 10 Shotgun 6+

Staging: Rifle and shotgun on right table. Pistols holstered.

Start: Standing behind right table with both hands on hat (and hat on head).

Procedure: Say, "Yup, That's Nevada!"

With rifle, starting on the middle target, shoot a continuous Nevada sweep.

With shotgun, shoot shotgun targets. Make shotgun safe.

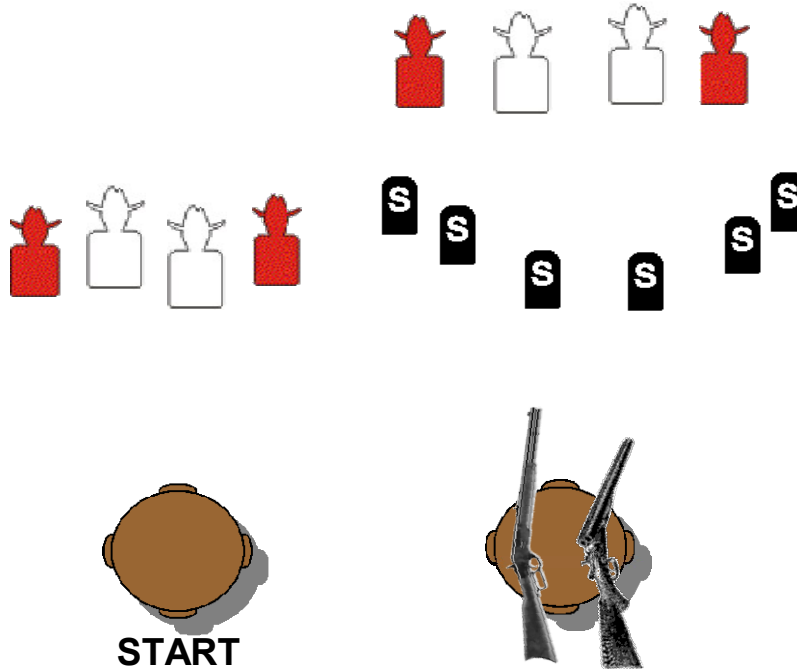
At the left table, with pistols repeat the rifle instructions.

SRS COWBOYS CHRISTMAS '20 SHOOT

STAGE 5

Merry Christmas!

Lawrence Welk came from the Dakotas
on a time machine to play for us.



Ammo: Pistols 10, Rifle 10 Shotgun 6+

Staging: Rifle and shotgun on right table. Pistols holstered.

Start: Standing behind center of left table with hands on pistols.

Procedure: Say, "A one an a two!"

With pistols, do a Lawrence Welk Sweep starting on either end.

Move to right table and with rifle repeat the pistol instructions.

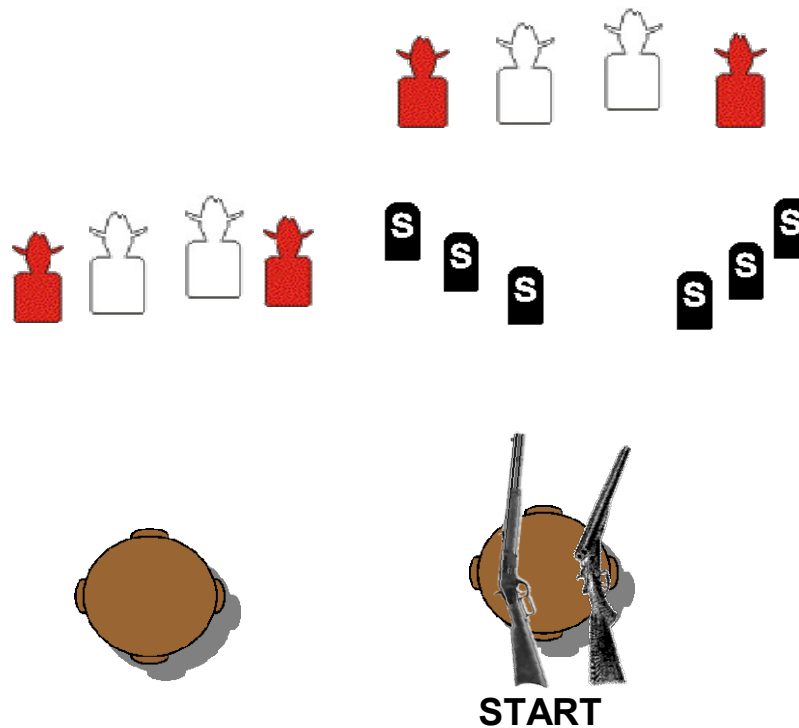
With shotgun, knock down the shotgun targets.

Lawrence Welk: 1 on first target, 2 on second, 3 on third and 4 on fourth.

SRS COWBOYS CHRISTMAS '20 SHOOT

STAGE 6

But it's still Christmas!



Ammo: Pistols 10, Rifle 10 Shotgun 6+

Staging: Rifle and shotgun on right table. Pistols holstered.

Start: Standing behind right table. One hand on table, one on staged rifle.

Procedure: Say, "Yup, we call it Christmas!"

With rifle starting on either side, triple tap an end target and shoot next two targets once each. Repeat from the other side.

With shotgun, shoot shotgun targets. Make shotgun safe.

At the left table, with pistols repeat the rifle instructions.

Note: When shooting pistols, be sure to be behind shotgun muzzle.