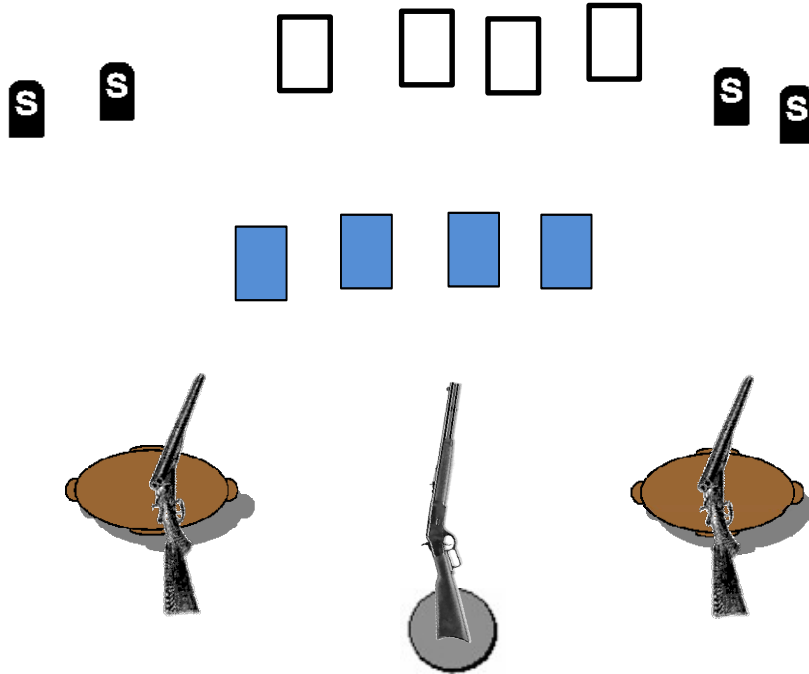




September '19
Stages

SRS COWBOYS SEPTEMBER '19 SHOOT

LET'S WARM UP A BIT



START

Ammo: Pistols 10, Rifle 10 Shotgun 2+

Staging: Rifle with 10 rounds held at cowboy port arms. Pistols holstered.
Shotgun on a table.

Start: Standing one foot touching the stone.

Procedure: Say, "Let's Warm Up!!!"

After the beep, with rifle, shoot each target at least twice.

Stage rifle on any table.

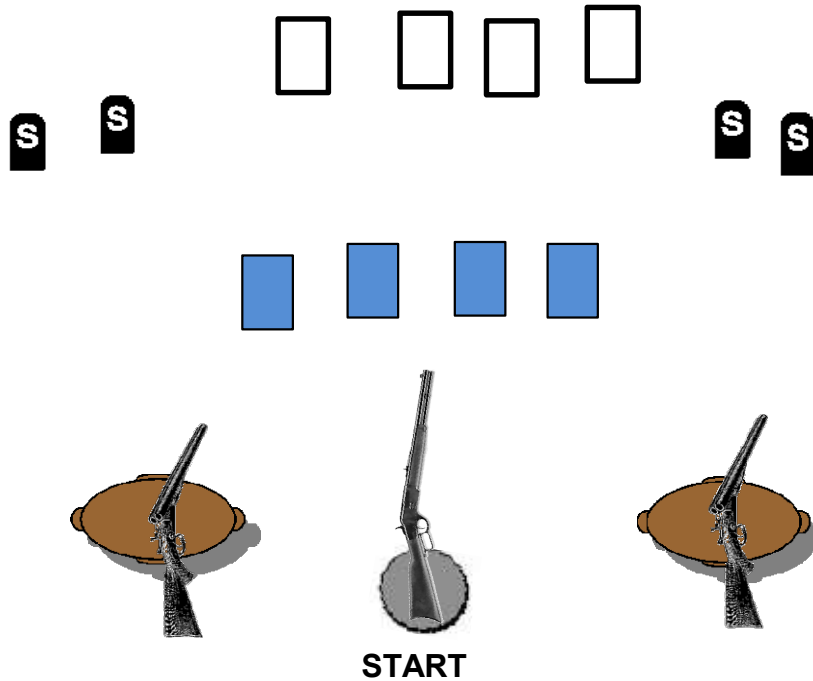
With pistols from location of choice, repeat rifle instructions.

With shotgun, shoot the **2 knockdown targets**.

SRS COWBOYS SEPTEMBER '19 SHOOT

STAGE 1

Do You Give a Hoot?



Ammo: Rifle 10 , Shotgun 4+, Pistols 10

Staging: Rifle in both hands, shotgun on either table. Pistols holstered.

Start: Standing with one foot touching stone. Rifle in both hands.

Procedure: Say, "I don't give a Hoot!"

At the beep engage the plate targets with a Hoot sweep from either end.
(1-2-2-3-3-2-2-3-3-4) Stage rifle on either table.

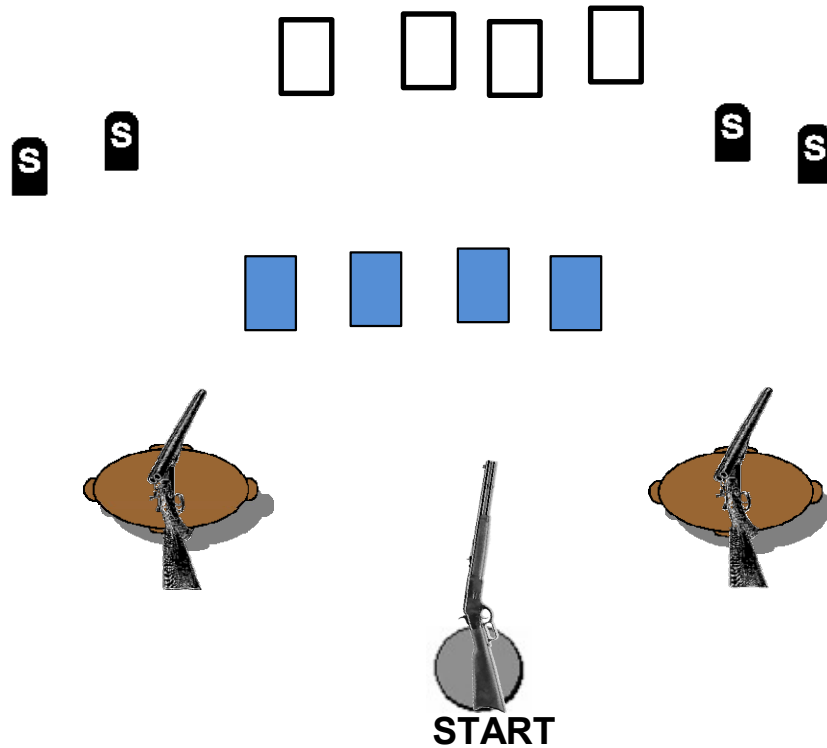
With shotgun, shoot two knock downs (make up any misses before moving).
Move to other table and shoot final knockdowns.

With pistols from location of choice, repeat rifle instructions.

SRS COWBOYS SEPTEMBER '19 SHOOT

STAGE 2

Welcome to Nevada!



Ammo: Rifle 10, Pistols 10, Shotgun 4+

Staging: Pistols holstered, Rifle and Shotgun on either table.

Start: Standing with one foot touching stone. Rifle at cowboy port arms.

Procedure: Say, "Welcome to Nevada!"

ATB, with rifle, engage the targets with a continuous Nevada Sweep.

Place rifle on the **empty** table.

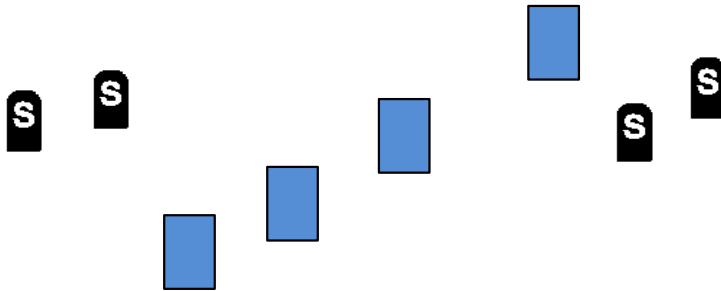
Move towards center and with pistols, repeat rifle instructions.

With shotgun, shoot the shotgun targets, moving as needed.

SRS COWBOYS SEPTEMBER '19 SHOOT

STAGE 3

It's 1892!



START

Ammo: Pistols 10, Rifle 10 Shotgun 4+

Staging: Pistols holstered, Rifle and Shotgun on table.

Start: Standing behind table.

Procedure: Say, "Welcome to 1892!"

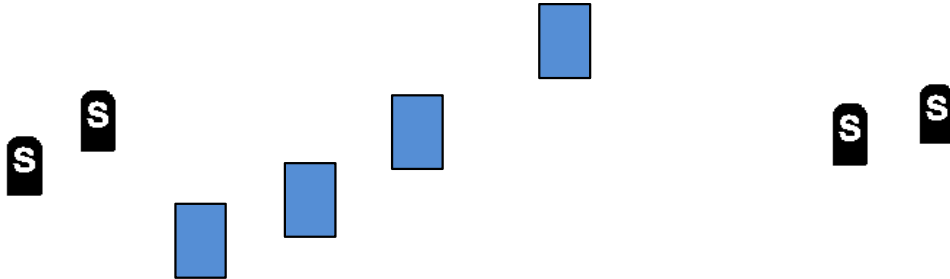
After the beep, with a combination of pistols and and rifle engage the four targets in an 1892 sweep, starting on either end

Shotgun, shoot the knock downs.

SRS COWBOYS SEPTEMBER '19 SHOOT

STAGE 4

Back in Time to 1873!



START

Ammo: Pistols 10, **Rifle 9** Shotgun 4+

Staging: Pistols holstered, Rifle and Shotgun on table.

Start: Standing behind table.

Procedure: Say, "**Back in time to 1873!**"

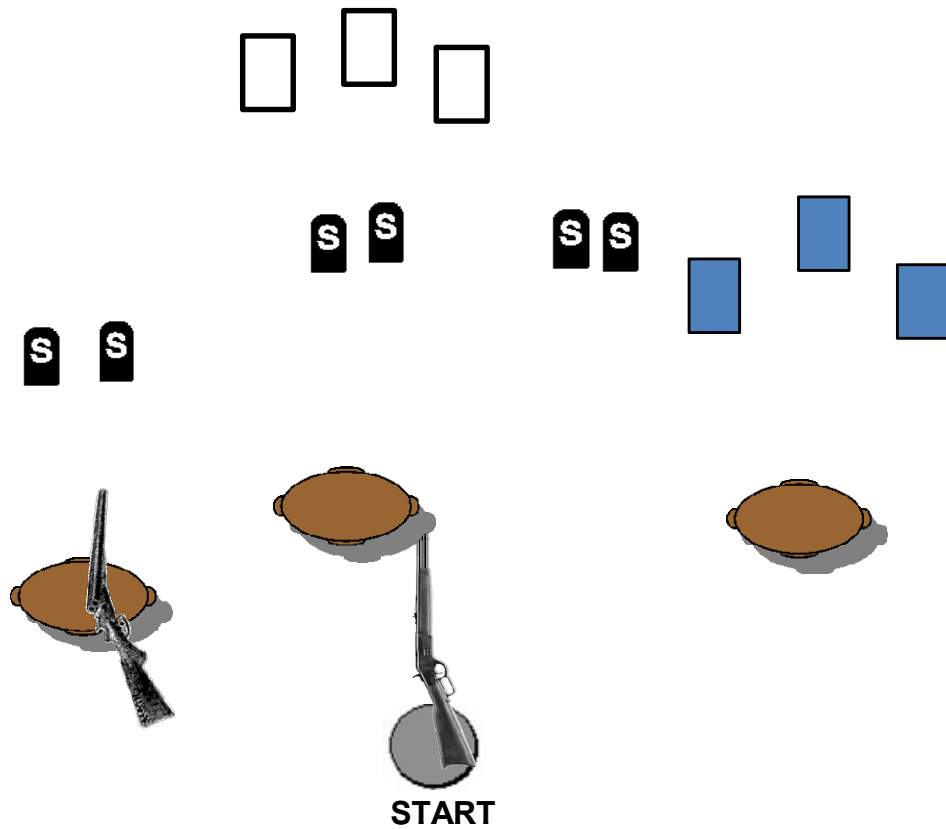
After the beep, with a combination of pistols and and rifle engage the four targets in an 1873 pattern. Sequence of your choice.

Shotgun, shoot the knock downs.

SRS COWBOYS SEPTEMBER '19 SHOOT

STAGE 5

On the Move



Ammo: Rifle 10, Shotgun 6+, Pistols 10

Staging: Rifle in hand, pointed pointing at a center shotgun target.
Pistols holstered. Shotgun on left table.

Start: Standing one foot touching the stone.
Rifle in hand

Procedure: Say, "Gotta move!"

After the beep, with rifle shoot a 2-3-2 sweep, then last 3 rounds on center target.

Take rifle and move to the **left table**.

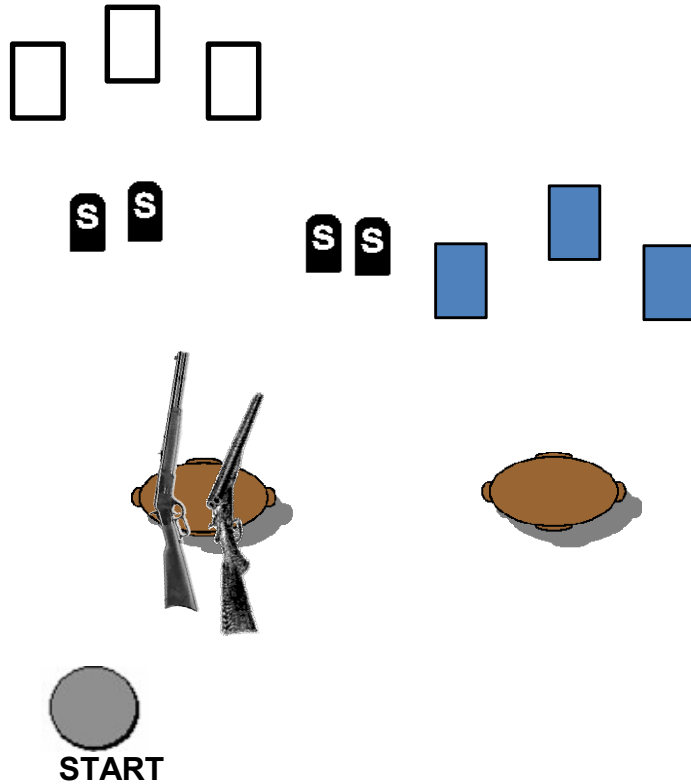
At left table, shoot 2 knockdowns from left table, move to center table, shoot 4 knockdowns targets. Stage shotgun on center table.

With pistols, from the right table, repeat the rifle instructions.

SRS COWBOYS SEPTEMBER '19 SHOOT

STAGE 6

Three For Three



Ammo: Rifle 10, Pistols 10, Shotgun 4+

Staging: Rifle with 10 rounds on left table. Pistols holstered.
Shotgun pointing safely down range on table (center stage).

Start: Standing with one foot touching starting stone.

Procedure: Say, "Three Four Three!!"

After the beep, with rifle starting on either end, shoot a 3-4-3 sweep.
Make rifle safe on right table.

With pistols from the right table, repeat Rifle instructions.

From table at center stage, with shotgun shoot the 4 knockdown targets.