



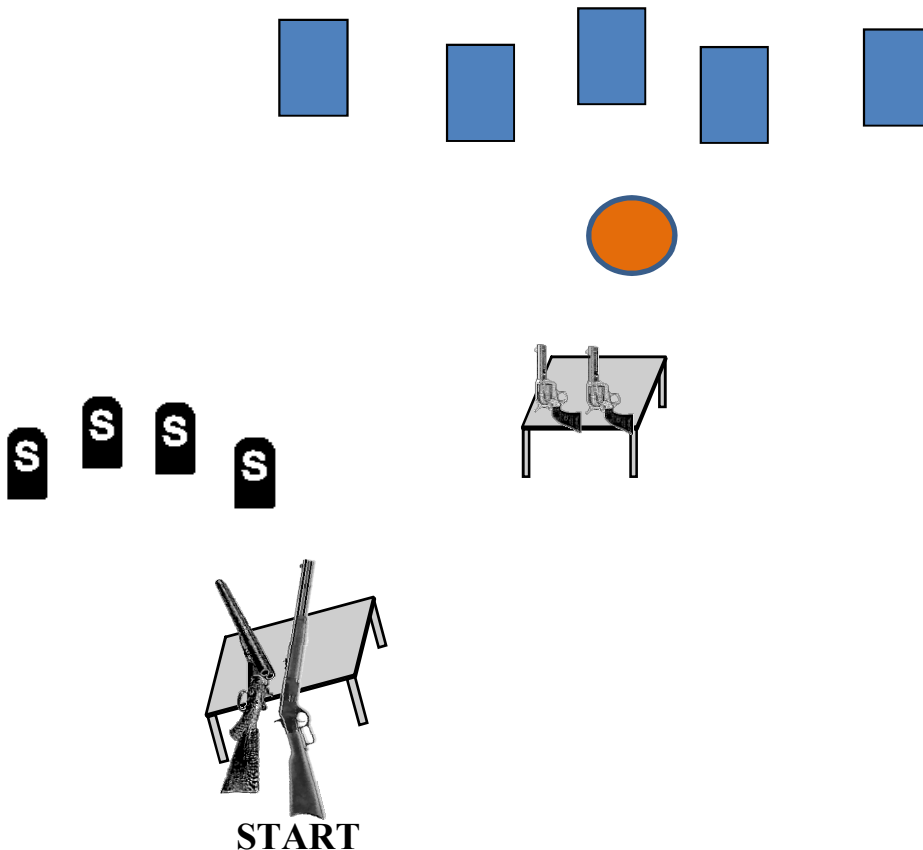
South River Shootists'
November 2019
Match Stages

Provided by Marauder & Crew

SRS THANKSGIVING '19

WARM UP

They're sneaking around for a punkin!
But Not My Punkin Pie!!!



Ammo: Pistols 10, Rifle 10 Shotgun 4+

Staging: Two pistols, loaded with five rounds each and holstered. Rifle, loaded with 10 rounds, staged on left table. Shotgun, with at least four rounds on your person, staged on the left table.

Starting Position: Standing behind table, hands on hat.

Procedure: Shooter will say "Not MY Pie!" and wait for the beep.

Shooter's choice for starting with Rifle or shotgun.

If starting with rifle, ATB, from staged location, engage 5 back targets with a one-shot sweep and a 5-shot dump on the front target - either order.

If rifle first, place rifle on left table, **pointing safely at berm.** **

Shoot the shotgun knockdown targets from staged location. Make shotgun safe **.



Move forward to table and engage pistols with same instructions as for the rifle.

** **Note:** The **first long gun** must be restaged on the starting table, pointing towards the side berm. Stage 2nd long gun the same **or** take it with you.

SRS THANKFUL NOV '19 STAGES

STAGE 1

Countin on my Pumpkin Pie



START

Ammo: Pistols 10, Rifle 10 Shotgun 4+

Staging: Pistols holstered, Rifle **or** shotgun in hands. Other staged on table.

Start: Standing with one foot behind the table, with long gun in hands.

Procedure: Say, "I can't count that far!"

You may start with either rifle or shotgun. Other gun staged on left table.

If starting with rifle, from staged location, engage the 6 targets in a 1,2,1,3,1,4,1,5,1,6 sweep, starting on either side. Make rifle safe - pointed at side berm.

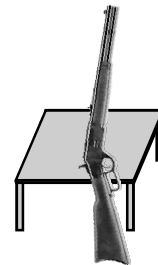
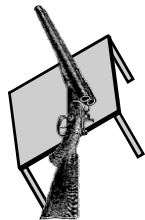

With shotgun, knockdown 4 shotgun targets, any order from staged location.
Make shotgun safe.

Move to table (center stage) and with revolvers engage the 6 targets in a 1,2,1,3,1,4,1,5,1,6 sweep, starting on either side. (i.e., 1st five 1,2,1,3,1; then 4,1,5,1,6).

SRS THANKFUL NOV '19 STAGES

STAGE 2

Ya killed the Pie
Make up Yer Own Story



START

Ammo: Pistols 10, Rifle 10 Shotgun 4+

Staging: Pistols holstered, Rifle on right table. Shotgun staged on left table.

Start: Standing with at least one foot behind right table. Hands on staged rifle.

Procedure: When ready, say "That's MY Story!!!"

With rifle & pistols, put 4 rounds on each of the five targets.

With rifle engage the targets with 10 rounds.

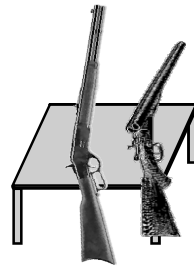
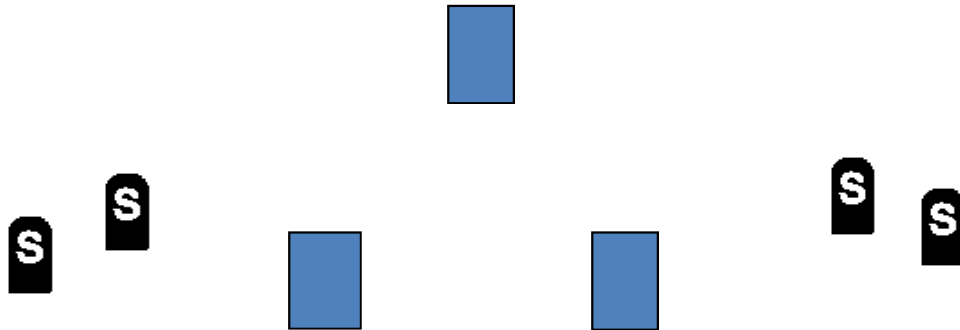
Take rifle to left table, then shoot shotgun targets from staged location.

Move to forward table and with pistols complete shooting the five targets with 4 rounds each.

SRS THANKFUL NOV '19 STAGES

STAGE 3

Lucky Seven



START

Ammo: Pistols 10, Rifle 10 +1 Shotgun 4+

Staging: Rifle, loaded with 10 rounds, staged on table. (One reload required)

Two pistols, loaded with five rounds each and holstered.

Shotgun, with at least four rounds on your person, staged on table.

Starting Position: Standing behind table, hands not touching guns or ammo.

Procedure: Shooter will say "**Lucky 7 !**" and wait for the beep.

After the beep, place 7 rounds on each of the three targets.

Shooter's choice to start with rifle or pistols.

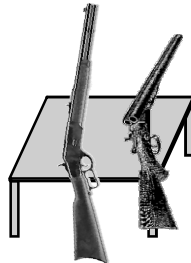
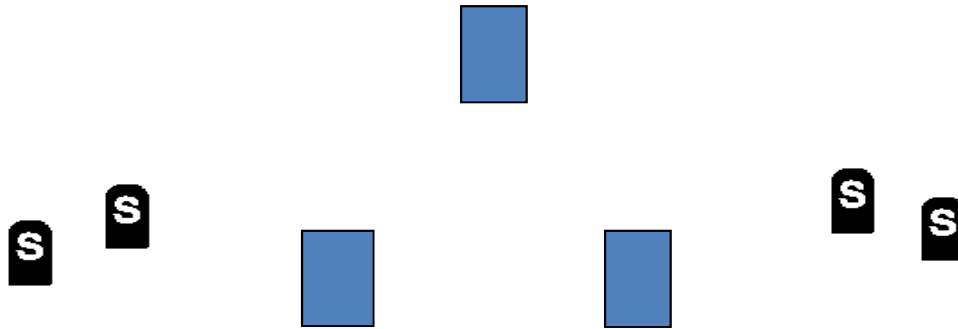
Shotgun - shoot the four shotgun targets in any order.

Reloads may be done anytime after the beep.

SRS THANKFUL NOV '19 STAGES

STAGE 4

Maybe not so lucky this time.



START

Ammo: Pistols 10, Rifle 10 Shotgun 4

Staging: Rifle, loaded with 10 rounds, staged on table.
Two pistols, loaded with five rounds each and holstered.
Shotgun held in both hands, with at least four rounds on your person.

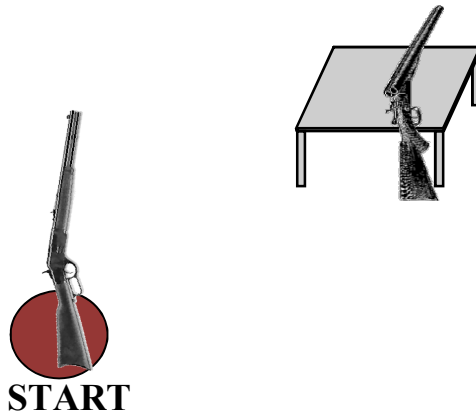
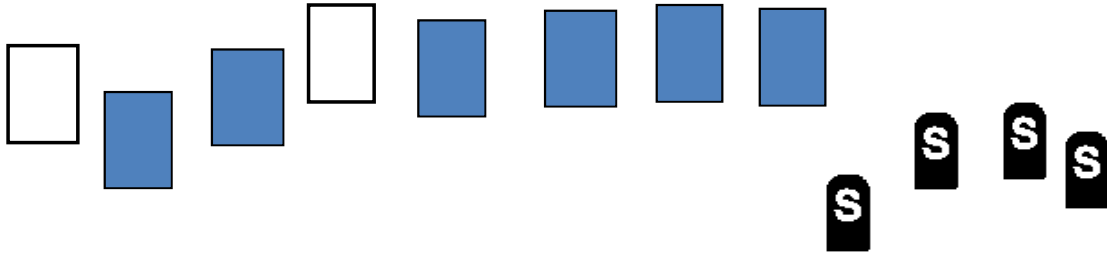
Starting Position: Standing behind the table. One hand free, the other touching shells.

Procedure: Shooter will say "**Maybe not. . .!**" and wait for the beep.
After the beep, with shotgun shoot the 4 shotgun targets.
With rifle shoot a Nevada sweep on all three targets, double-tapping the center target.
With pistol shoot 3 on left or right target and 2 on other. Repeat from same side as first five shots.

SRS THANKFUL NOV '19 STAGES

STAGE 5

One for All, All for One



Ammo: Pistols 10, Rifle 10 Shotgun 4+

Staging: Rifle, loaded with 10 rounds, held at port arms.
Two pistols, loaded with five rounds each and holstered.
Shotgun, with at least four rounds on your person, staged on right table.

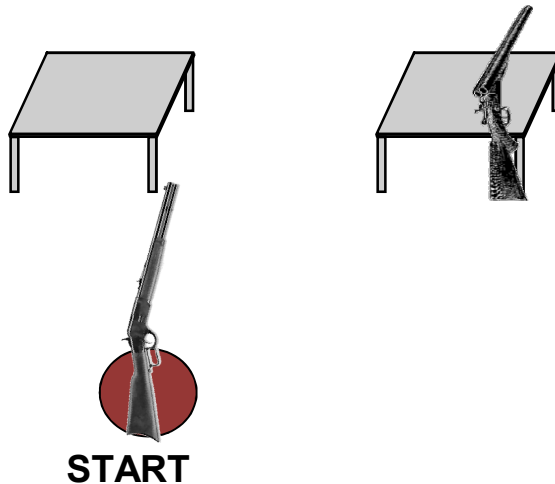
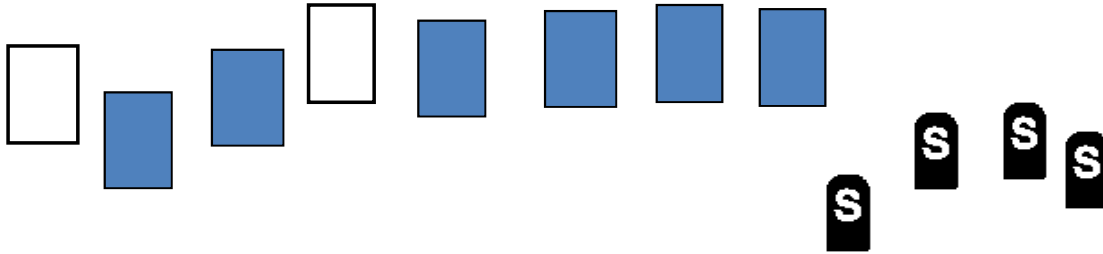
Starting Position: One foot touching stone, rifle at port arms.

Procedure: Shooter will say "**One for All!**" and wait for the beep.
After the beep, with rifle, shoot target 1, then 4, then **sweep** all 8 targets from either end.
Place rifle on table (on right).
Shotgun - shoot the four shotgun targets in any order.
Shoot pistols with same instructions as the rifle. (You may move for the pistols if you like.)

SRS THANKFUL NOV '19 STAGES

STAGE 6

We've a Lot to be Thankful For



Ammo: Pistols 10, Rifle 10 Shotgun 4

Staging: Rifle, loaded with 10 rounds, held at port arms.
Two pistols, loaded with five rounds each and holstered.
Shotgun, with at least four rounds on your person, staged on right table.

Starting Position: Standing with at least one foot touching the starting stone, rifle in hand(s).

Procedure: Shooter will say "A Lot to be Thankful For. . . !" and wait for the beep. ATB, with rifle starting on either end, do a Lawrence Welk sweep on 4 targets. Move to left table, place rifle on table. Shoot pistols with a Lawrence Weld sweep on the other 4 targets.. With shotgun shoot the 4 shotgun targets.

** Lawrence Welk Sweep: 1 shot on first target, 2 on second, 3 on third and 4 on the fourth target.