



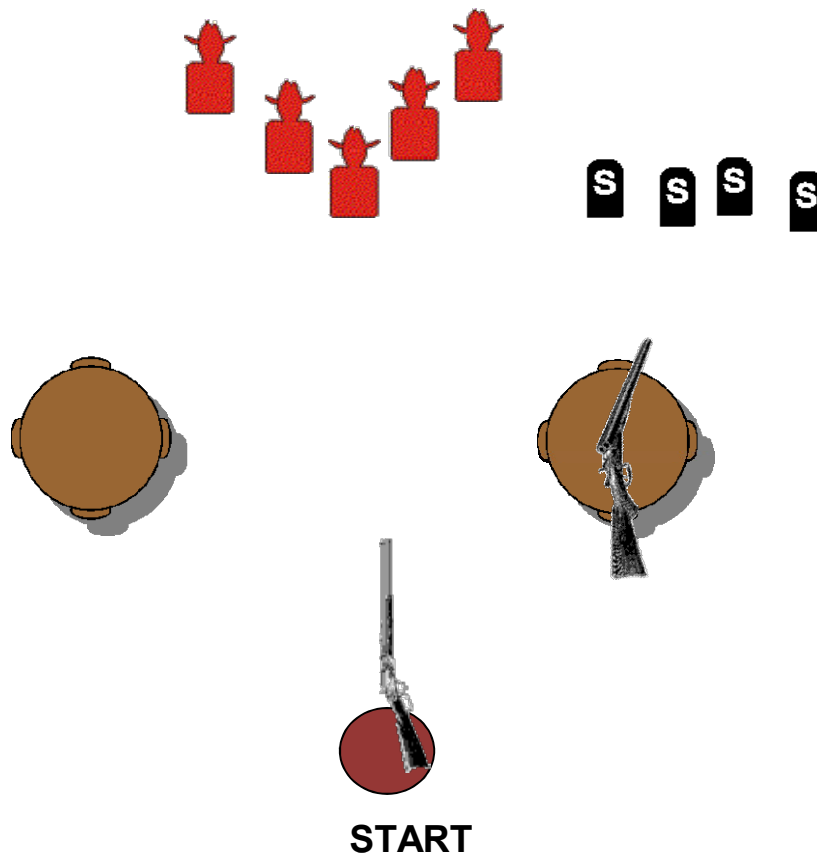
April 2019

Stages

Revised 4/15/2019

Warm Up

Warmin Up fer Spring



Ammo: Pistols 10, Rifle 10 Shotgun 4+

Staging: Pistols holstered. Rifle in one hand, pointed between tables. Shotgun on Right table.

Start: One foot touching start stone with Rifle in one hand - pointing between tables.

Procedure: Say, "Let's Shoot!"

ATB, with rifle double-tap each target, starting on the front target.

Place rifle on Right table. Shoot shotgun knockdowns.

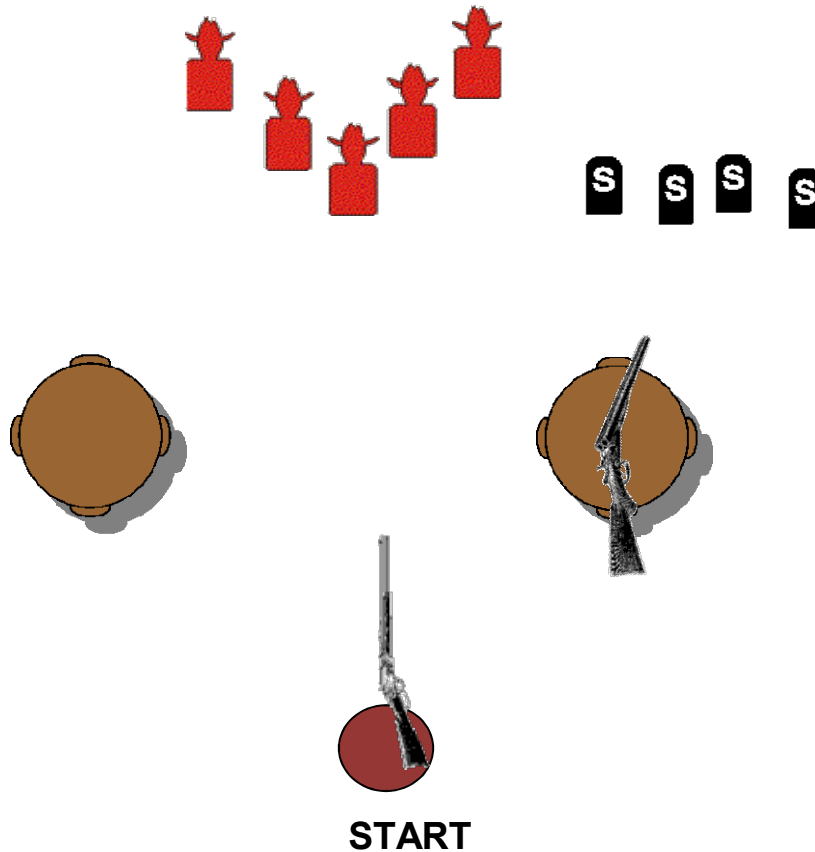
With pistols, repeat rifle instructions.

You may move before shooting pistols, if you like.

SRS COWBOYS APRIL '19 SHOOT

STAGE 1

A Misty Mozie?



Ammo: Pistols 10, Rifle 10 Shotgun 4+

Staging: Rifle at cowboy port arms, shotgun on right table. Pistols holstered.

Start: One foot touching stone. John Wayne position.

Procedure: Say, "A Misty Mozie!?"

After the beep, **starting on either side**, sweep the targets 1-2-4-2-1.
(One on 1st target, 2 on 2nd, 4 on 3rd, 2 on 4th and 1 on the 5th target)

Move to left table and make rifle safe.

With pistols, repeat rifle instructions. You may shoot anywhere between the tables.

Move to right table and with shotgun, shoot knockdown targets.

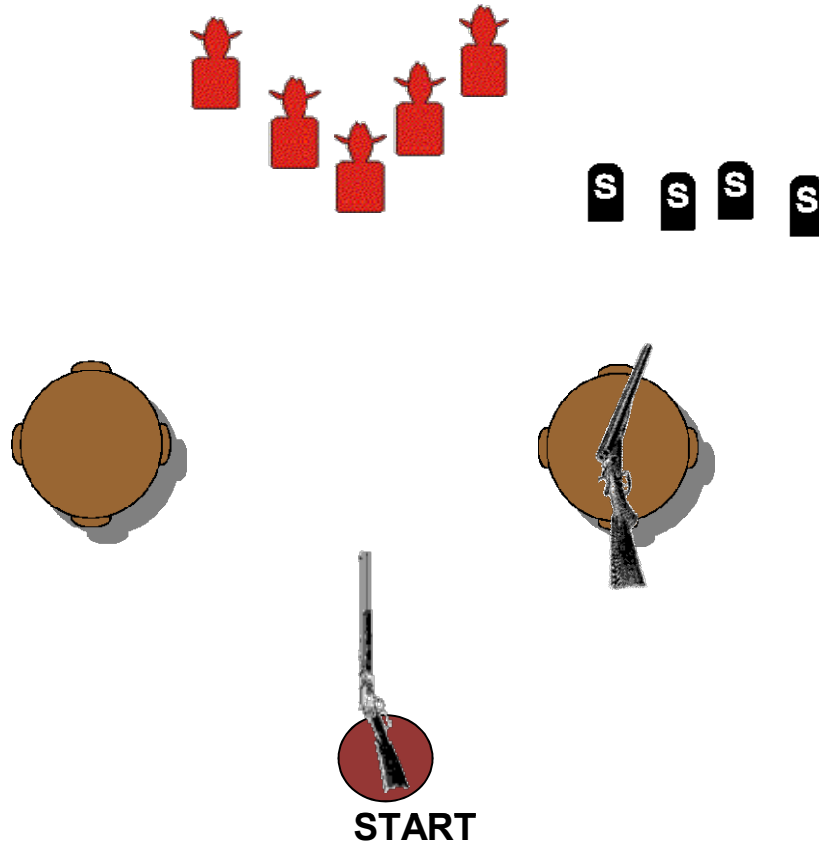
John Wayne: Rifle held in hand, rifle butt on strong hip.

REVISED 4/15/19

SRS COWBOYS APRIL '19 SHOOT

STAGE 2

Sweep'em Up!



Ammo: Pistols 10, Rifle 10 Shotgun 4+

Staging: Rifle in hands. Pistols holstered. Shotgun on right table.

Start: One foot touching start stone with rifle in hands.

Procedure: Say, "Sweep'em Up!"

With rifle, do two sweeps from either direction.

Move to right table and make rifle safe.

With shotgun, shoot the shotgun targets and make shotgun safe.

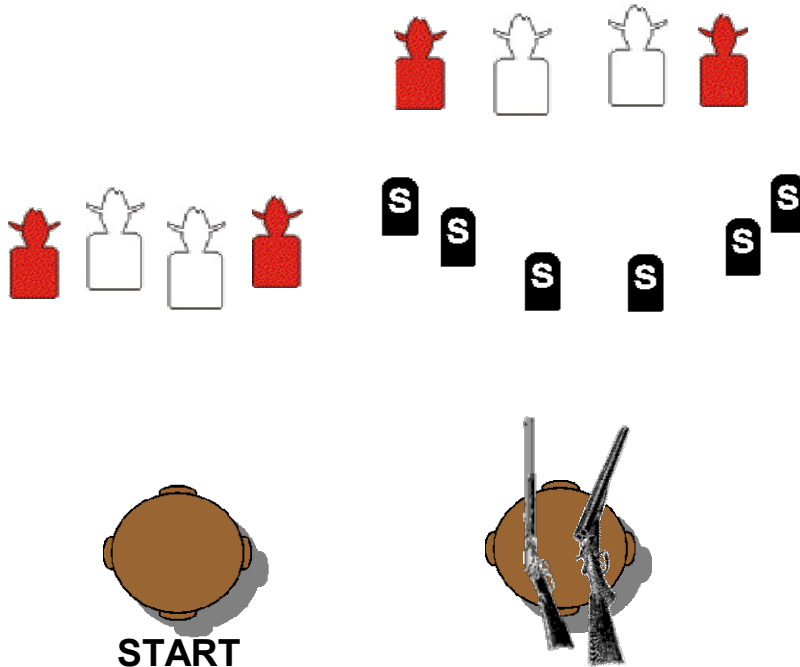
Using pistols, repeat rifle instructions. (Move if you prefer.)

REVISED 4/15/19

SRS COWBOYS APRIL '19 SHOOT

STAGE 3

Yup, it's actually Spring!!!



Ammo: Pistols 10, Rifle 10 Shotgun 6+

Staging: Rifle and shotgun on right table. Pistols holstered.

Start: Standing behind center of left table with both hands pointing at targets

Procedure: Say, "Spring for it!"

With pistols, in no particular order, shoot outside targets 3 times and inside targets 2 times each.

Move to right table and with rifle repeat the pistol instructions.

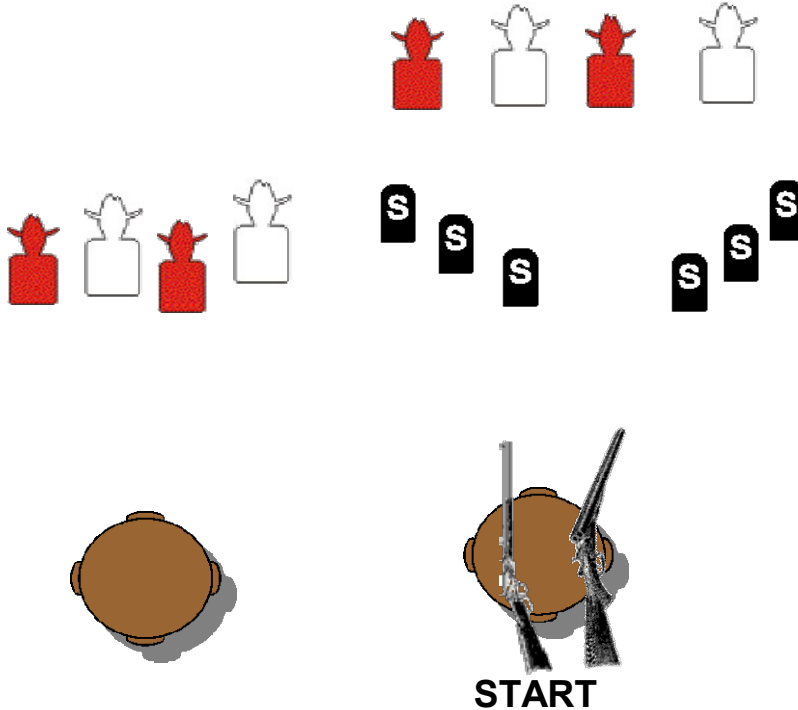
With shotgun, knock down the shotgun targets.

REVISED 4/15/19

SRS COWBOYS APRIL '19 SHOOT

STAGE 4

Cats - Not just for Chinese Food



Ammo: Pistols 10, Rifle 10 Shotgun 6+

Staging: Rifle and shotgun on right table. Pistols holstered.

Start: Standing behind center of right table, hands not touching guns or ammo.

Procedure: Say, "Get them Cats!"

With rifle shoot a "cat herders" sweep.
(Nevada sweep, double-taping the end targets)

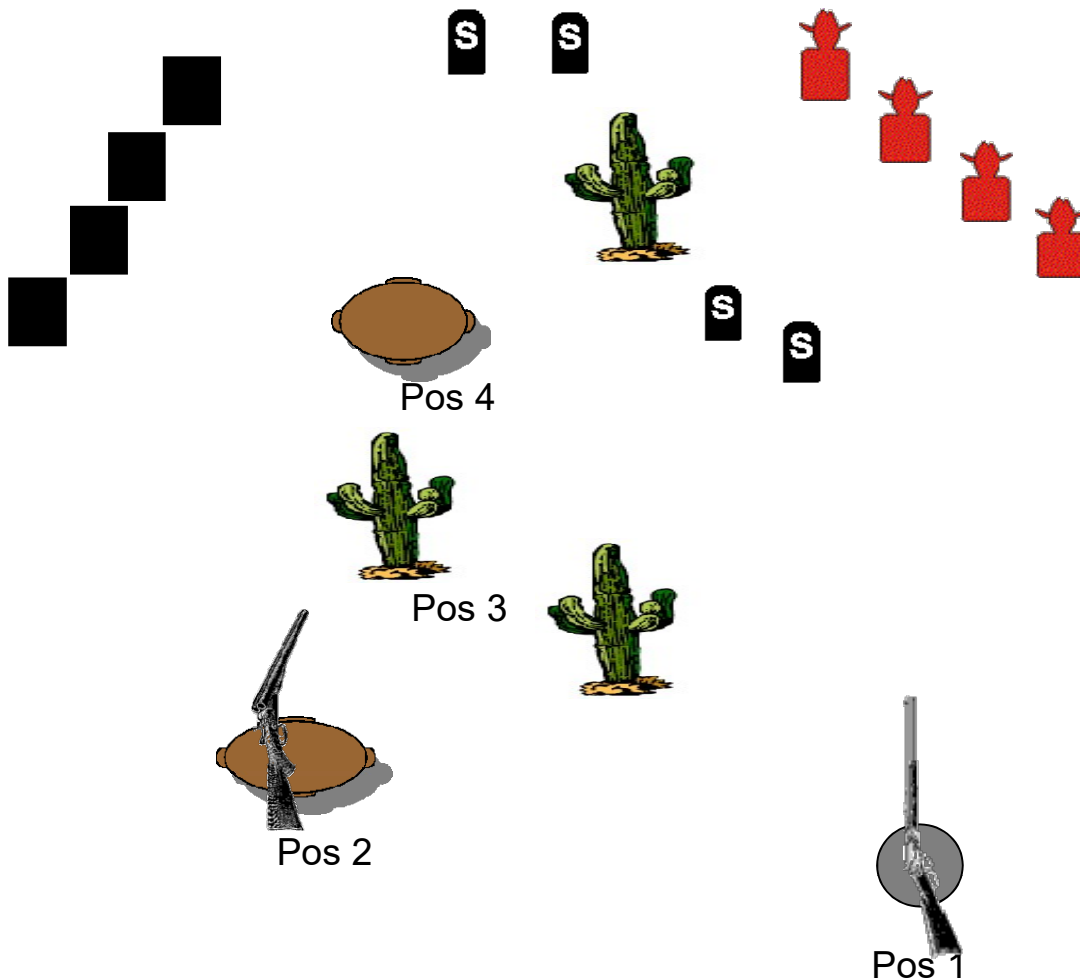
With shotgun, shoot shotgun targets. Make shotgun safe on left table.

Move to left table and with pistols repeat the rifle instructions.

REVISED 4/15/19

SRS COWBOYS APRIL '19 SHOOT

STAGE 5



Ammo: Pistols 10, Rifle 10 Shotgun 4+

Staging: Rifle loaded with 10 rounds, in hand at POS 1. Shotgun open and empty staged at POS 2. Pistols loaded with 5 rounds each and holstered.

Start: Standing at pos 1 with rifle in hands.

Procedure: Say, "Here I come!!!"

ATB with RIFLE engage the 4 RIFLE targets in a continuous Nevada Sweep starting on either end. Move to POS 2 and make rifle safe pointed at berm.

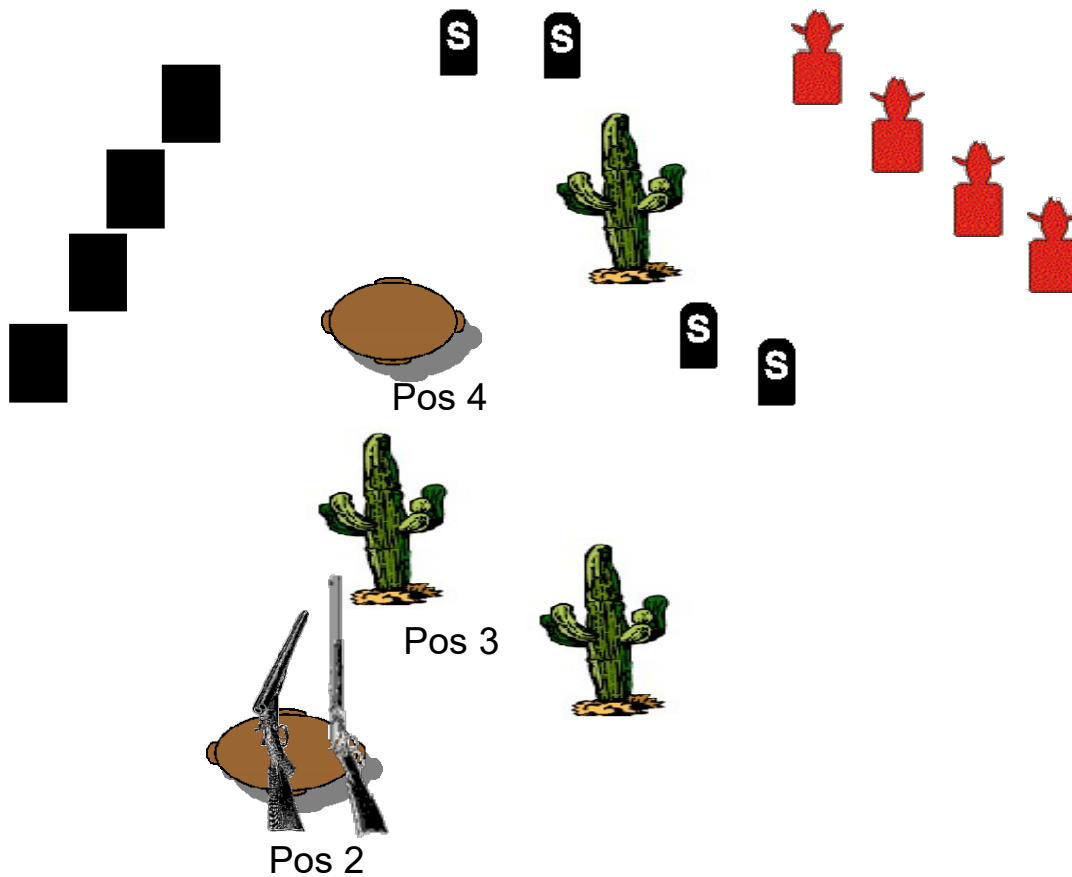
With SHOTGUN move to between cacti and engage 2 knockdowns. Move to POS 4 and engage the remaining 2 knockdowns in any order. (Make-ups must be make at each position only.)

Make SHOTGUN safe and with PISTOLS as needed engage the 4 PISTOL targets in a continuous Nevada Sweep from either direction.

REVISED 4/15/19

SRS COWBOYS APRIL '19 SHOOT

STAGE 6



Ammo: Pistols 10, Rifle 10 Shotgun 4+

Staging: Rifle and shotgun on table. Pistols holstered.

Start: Standing behind table at Pos 2.

Procedure: Say, "Spring Into Action!"

ATB -With rifle, from either end, shoot a "Nevada Sweep" but double tap every 2 nd target. (1-2-2 -3 - 4 - 4 - 3 - 2 - 2 - 1). Stage Rifle safely pointing at side berm.

With shotgun shoot 2 knockdowns (between cacti - move as needed). Move to Pos 4 and shoot final knockdowns. (Misses must be made up at respective positions.) Make shotgun safe on table.

With pistols, repeat the rifle instructions.

REVISED 4/15/19