



*February 2018*  
*Valentine's Match*  
*Stages*

# SRS COWBOYS' VALENTINE'S '18 SHOOT

## WARM UP

Warmin Up fer yer Valentine



**START**

**Ammo:** Pistols 10, Rifle 10 Shotgun 4+

**Staging:** Rifle on back, right table and shotgun far left table. Pistols holstered.

**Start:** Standing behind right table, hands at your sides.

**Procedure:** Say, "Let's Warm Up!!!"

ATB, with rifle, double-tap the cowboy, then sweep the back targets. Repeat.

Make rifle safe on first or 2nd table. If first table, be sure it points to the berm.

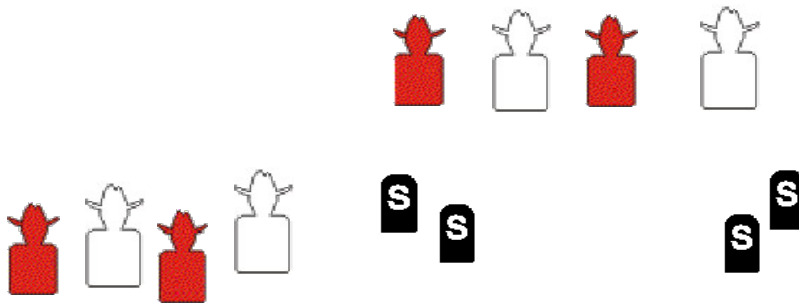
With pistols, repeat rifle instructions.

Shotgun, shoot the 4 knockdown targets.

# SRS COWBOYS' VALENTINE'S '18 SHOOT

## STAGE 1

Well this is a story about some cowboys and cowgirls  
You know how these stories go, but this one is different. Someone has to  
rescue their valentine. And you are that someone.



**Ammo:** Pistols 10, Rifle 10 Shotgun 4+

**Staging:** Rifle and shotgun on right table. Pistols holstered.

**Start:** Standing behind center of left table with hands on pistols.

**Procedure:** Say, "I'll rescue the Cowgirls (Cowboys)!"

With pistols, starting on either end, double-tap target 1, triple-tap target 2, double-tap target 3 and triple-tap target 4. (2-3-2-3)


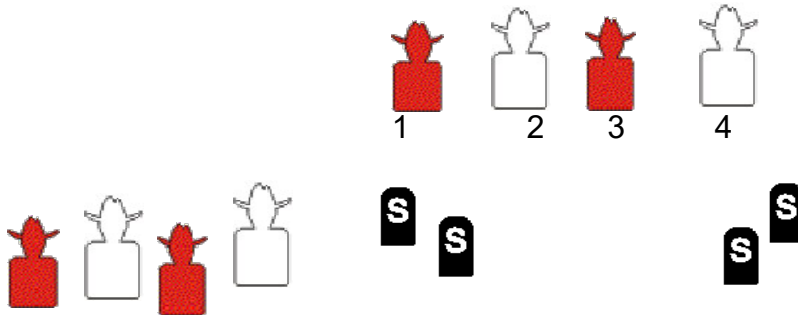
Move to right table and with rifle repeat pistol instructions.

With shotgun, knock down the shotgun targets.

# SRS COWBOYS' VALENTINE'S '18 SHOOT

## STAGE 2

Well the story continues. But sometimes relationships are back and forth.  
But you know you will get through it for love!



**Ammo:** Pistols 10, Rifle 10 Shotgun 4+

**Staging:** Rifle and shotgun on table. Pistols holstered.

**Start:** Standing behind right table.

**Procedure:** Say, "It's back and forth!"

With rifle alternate for 5 shots on two targets, Then repeat on other two targets.  
(ex, 1-2-1-2-1, then 3-4-3-4-3) You may start inside or outside on each "pair".

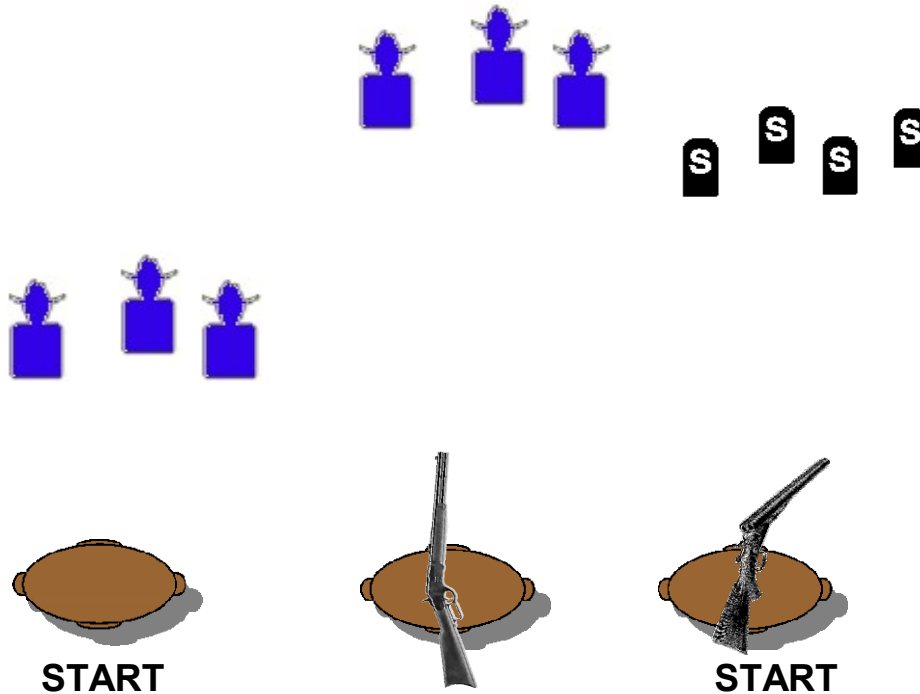
With shotgun, shoot shotgun targets. Make shotgun safe.

Move to left table and with pistols repeat rifle instructions.

# SRS COWBOYS' VALENTINE'S '18 SHOOT

## STAGE 3

Yer Valentine wants you to start on THAT side.



**Ammo:** Pistols 10, Rifle 10 Shotgun 4+

**Staging:** Rifle on center table and shotgun an right table. Pistols holstered.

**Start:** Standing behind left or right table.

**Procedure:** Say, "Whatever you Want!!!"

ATB, if starting on right, with shotgun engage the four shotgun targets.

With rifle starting on **either side** shoot an end target once. Then starting on the **other** side, shoot a Nevada Sweep.

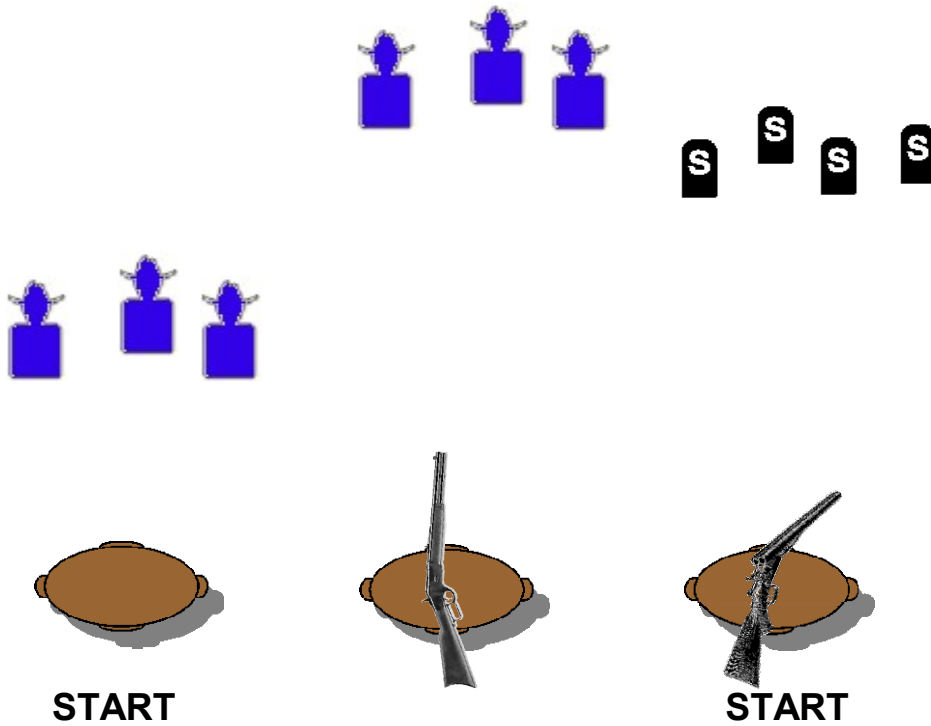
With pistols, repeat rifle instructions.

**If starting on left, shoot pistols, Rifle, then Shotgun.**

# SRS COWBOYS' VALENTINE'S '18 SHOOT

## STAGE 4

More Fun!



**Ammo:** Pistols 10, Rifle 10 Shotgun 4+

**Staging:** Rifle on center table and shotgun an right table. Pistols holstered.

**Start:** Standing behind left or right table.

**Procedure:** Say, "Three times as much Fun!"

ATB, if starting on right, with shotgun engage the four shotgun targets.

With rifle shoot a Triple-Tap the middle target. Then starting on either end, Nevada Sweep the three targets.

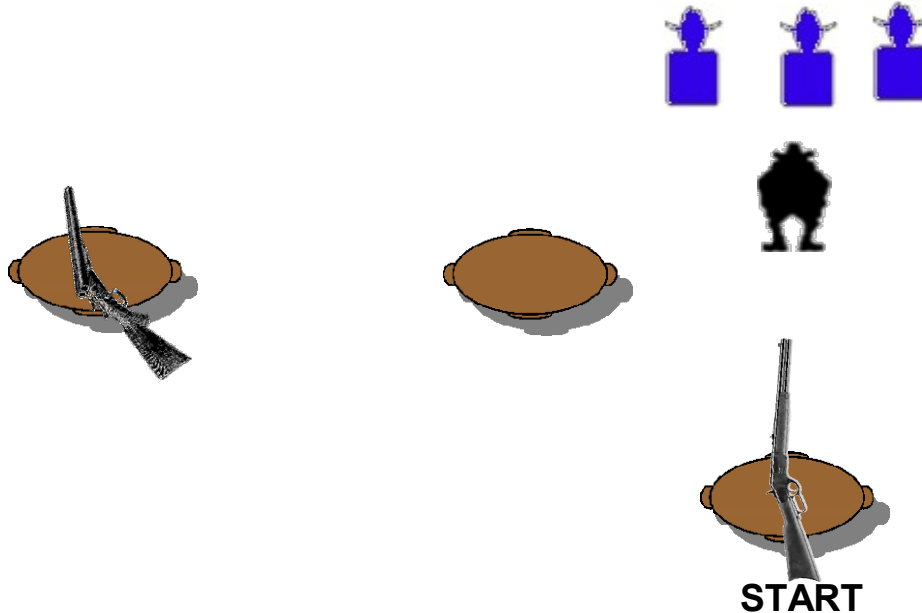
With pistols, repeat rifle instructions.

**If starting on left, shoot pistols, Rifle, then Shotgun.**

# SRS COWBOYS' VALENTINE'S '18 SHOOT

## STAGE 5

You know who I am and What I'm gonna do!



**Ammo:** Pistols 10, Rifle 10 Shotgun 4+

**Staging:** Rifle on back, right table and shotgun far left table. Pistols holstered.

**Start:** Standing behind right table, both hands touching table.

**Procedure:** Say, "You know what I'm gonna do!!!"

ATB, Shooting your rifle, place the first round on the cowboy and then double tap a back target. Then single tap the cowboy and then double tap another back target. Then single tap the cowboy and then double tap the last back target. Then place the 10th round on the cowboy. Make rifle safe on the berm table or on the next table.

**Shooters choice for next gun(s).**

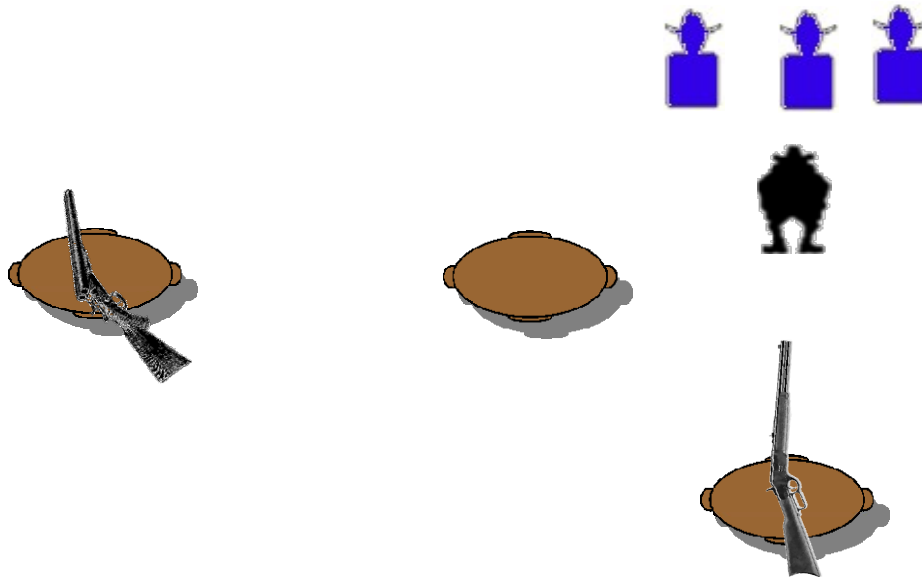
With pistols, repeat rifle instructions.

Shotgun, shoot the 4 knockdown targets.

# SRS COWBOYS' VALENTINE'S '18 SHOOT

## STAGE 6

Yer Last Chance



**START**

**Ammo:** Pistols 10, Rifle 10 Shotgun 4+

**Staging:** Rifle on back, right table and shotgun far left table. Pistols holstered.

**Start:** Standing behind right table, both hands touching rifle.

**Procedure:** Say, "This is yer last chance!!!"

ATB, Shooting your rifle, place 3 rounds on each back target and 1 round on the cowboy using the sequence of your choice. (Round count stage)

Make rifle safe on the berm table or on the next table.

**Shooters choice for next gun(s).**

With pistols, repeat rifle instructions.

Shotgun, shoot the 4 knockdown targets.