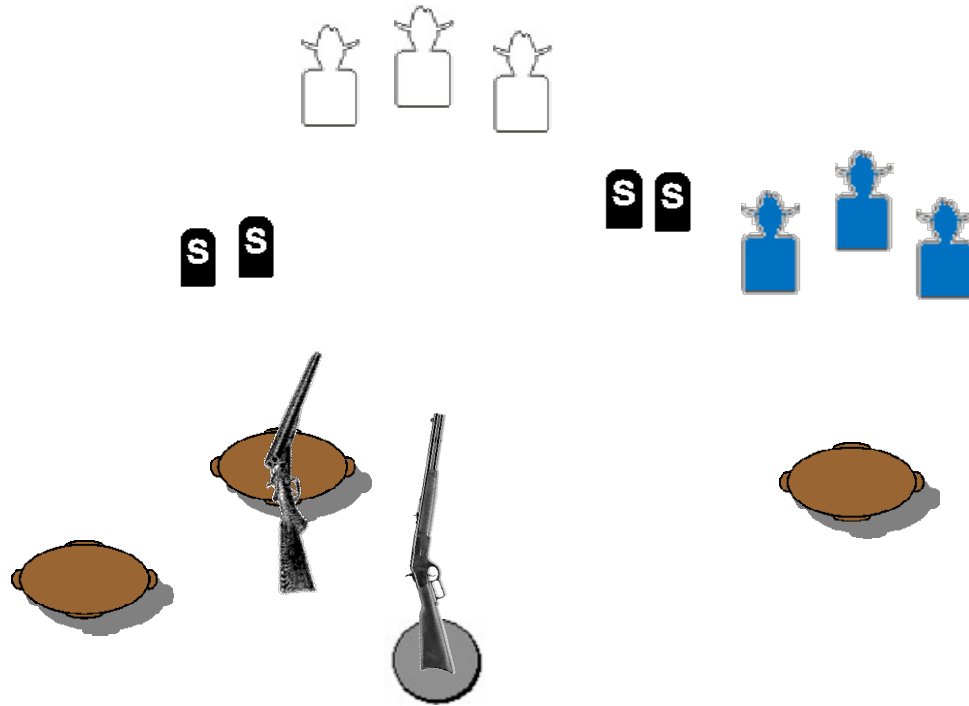




September '17
Stages

SRS COWBOYS SEPTEMBER '17 SHOOT

LET'S WARM UP A BIT



START

Ammo: Pistols 10, Rifle 10 Shotgun 4+

Staging: Rifle with 10 rounds held at cowboy port arms. Pistols holstered.
Shotgun on "middle" table.

Start: Standing one foot touching the stone.

Procedure: Say, "Let's Warm Up!!"

After the beep, with rifle, shoot a 1-3-1 sweep twice.

Stage rifle on any table. Then shoot either Shotgun or pistols next.

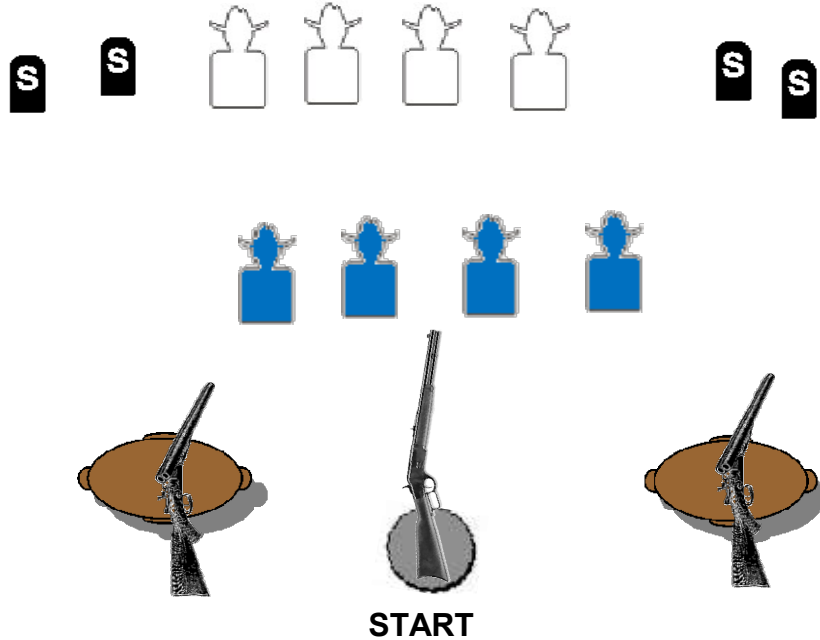
With pistols, repeat rifle instructions.

With shotgun, shoot the 4 knockdown targets.

SRS COWBOYS SEPTEMBER '17 SHOOT

STAGE 1

Do You Give a Hoot?



Ammo: Rifle 10 , Shotgun 4+, Pistols 10

Staging: Rifle in both hands, shotgun on either table. Pistols holstered.

Start: Standing with one foot touching stone. Rifle in both hands.

Procedure: Say, "I don't give a Hoot!"

At the beep engage the plate targets with a Hoot sweep from either end.
(1-2-2-3-3-2-2-3-3-4) Stage rifle on either table.

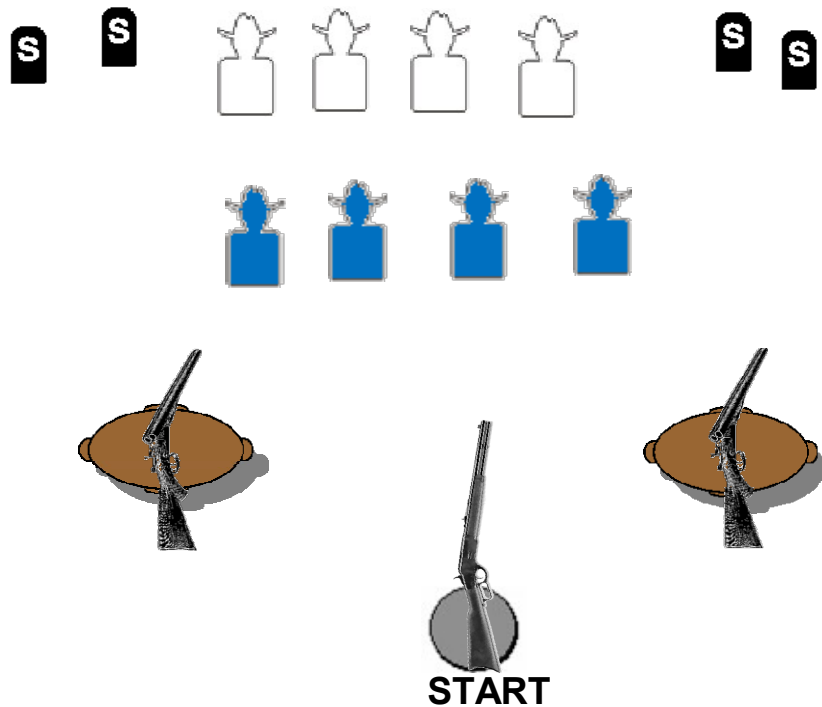
With shotgun, shoot two knock downs (make up any misses before moving).
Move to other table and shoot final knockdowns.

Move towards middle, if you wish and repeat rifle instructions with revolvers.

SRS COWBOYS SEPTEMBER '17 SHOOT

STAGE 2

Welcome to Nevada!



Ammo: Rifle 10, Pistols 10, Shotgun 4+

Staging: Pistols holstered, Rifle and Shotgun on either table.

Start: Standing with one foot touching stone. Rifle at cowboy port arms.

Procedure: Say, "Welcome to Nevada!"

ATB, with rifle, engage the targets with a continuous Nevada Sweep.

Place rifle on the **empty** table.

Move towards center and with pistols, repeat rifle instructions.

With shotgun, shoot the shotgun targets, moving as needed.

SRS COWBOYS SEPTEMBER '17 SHOOT

STAGE 3

The ends & the Middle



START

Ammo: Pistols 10, Rifle 10 Shotgun 4+

Staging: Pistols holstered, Rifle and Shotgun on table.

Start: Standing behind the table.

Procedure: Say, "The Ends!"

After the beep, Shoot guns in any order, **Rifle NOT last.**

Rifle sequence: starting on either end, shoot the targets

3 on R1, 1 on R2, 1 on R3, then 1 on R1, 1 on R2 and 3 on R3. (3-1-1-1-1-3)

With pistols, repeat rifle instructions for the pistol targets.

Shotgun, shoot the knock downs.

SRS COWBOYS SEPTEMBER '17 SHOOT

STAGE 4

The Middle



START

Ammo: Pistols 10, Rifle 10 Shotgun 4+

Staging: Pistols holstered, Rifle & Shotgun on table.

Start: Standing behind table.

Procedure: Say, "That middle guy looks pretty tough!"

After the beep, Shoot guns in any order, **Rifle NOT last.**

With pistols shoot a continuous Nevada sweep Double-tapping the center target.

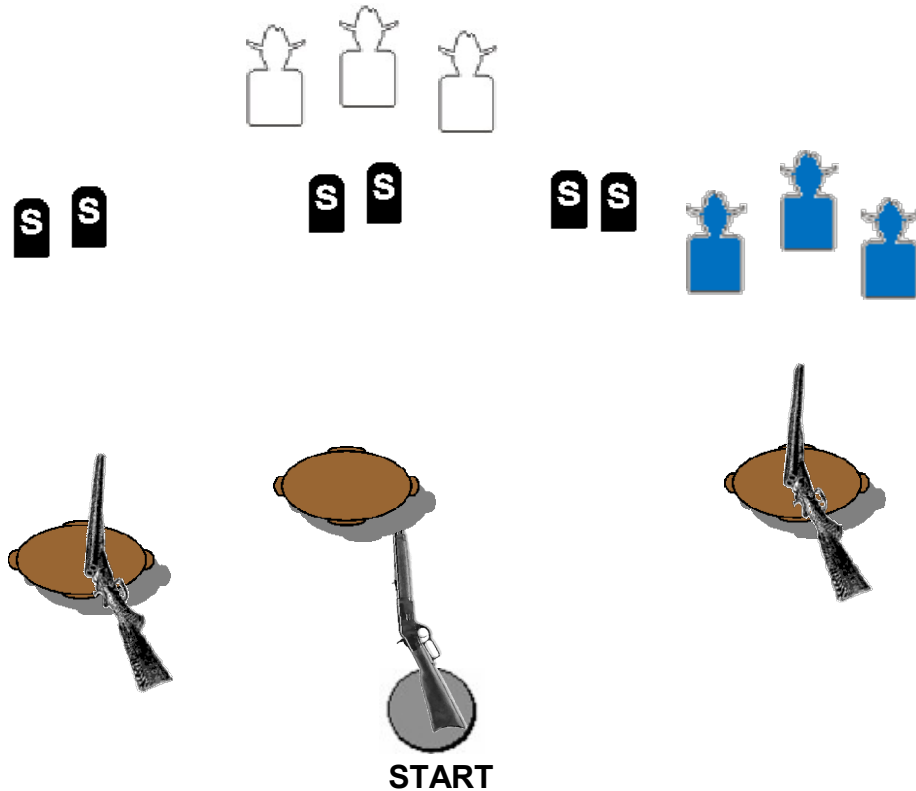
With Rifle, repeat pistol instructions.

With shotgun, engage shotgun targets.

SRS COWBOYS SEPTEMBER '17 SHOOT

STAGE 5

On the Move



Ammo: Pistols 10, Rifle 10 Shotgun 6+

Staging: Rifle in hand, pointed pointing at a center shotgun target.
Pistols holstered. Shotgun on left or right table.

Start: Standing one foot touching the stone.
Rifle in hand

Procedure: Say, "Gotta move!"

After the beep, with rifle shoot a 2-3-2 sweep, then last 3 rounds on center target.

Take rifle and move to the **table of your choice.**

If left table, shoot shotgun, then pistols.

If right table, pistols, then shotgun.


With pistols from behind the right table, repeat the rifle instructions.

With shotgun shoot the knockdown targets moving as needed.

SRS COWBOYS SEPTEMBER '17 SHOOT

STAGE 6

Three For Three



START

Ammo: Pistols 10, Rifle 10 Shotgun 4+

Staging: Rifle with 10 rounds on left table. Pistols holstered.
Shotgun pointing safely down range on second table.

Start: Standing behind the left table.

Procedure: Say, "Three Four Three!!"

After the beep, with rifle starting on either end, shoot a 3-4-3 sweep.
Make rifle safe on either table.

With shotgun shoot the 4 shotgun targets. Make shotgun safe on any table.

With pistols from the right table, repeat Rifle instructions.