

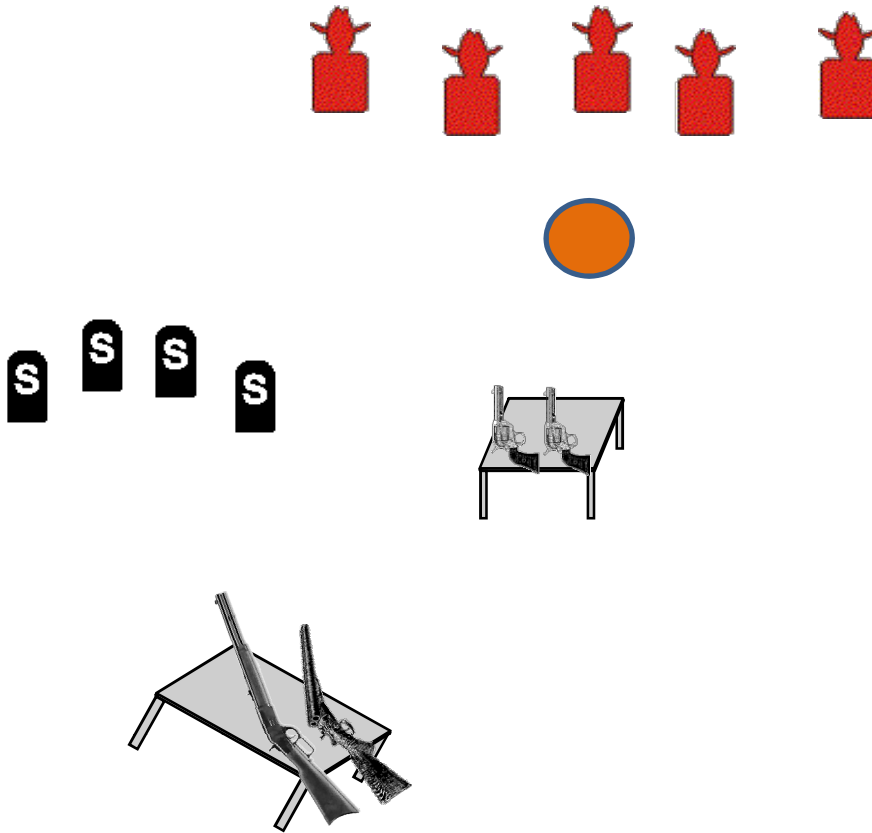


South River Shootists'
October 2017
Match Stages

Provided by Marauder & Crew

WARM UP

They're sneaking around for a punkin!
But Not My Punkin!!!



START

Ammo: Pistols 10, Rifle 10 Shotgun 4+

Staging: Two pistols, loaded with five rounds each and holstered.
Rifle, loaded with 10 rounds, in hand.
Shotgun, with at least four rounds on your person, staged on the table.

Starting Position: Standing with at least one foot behind table, rifle in hand.

Procedure: Shooter will say "Not MY Punkin'!" and wait for the beep.
ATB, engage the back 5 rifle targets in a double-tap Sweep from either end.

Place rifle on table, pointing safely at berm.

Shoot the shotgun knockdown targets.

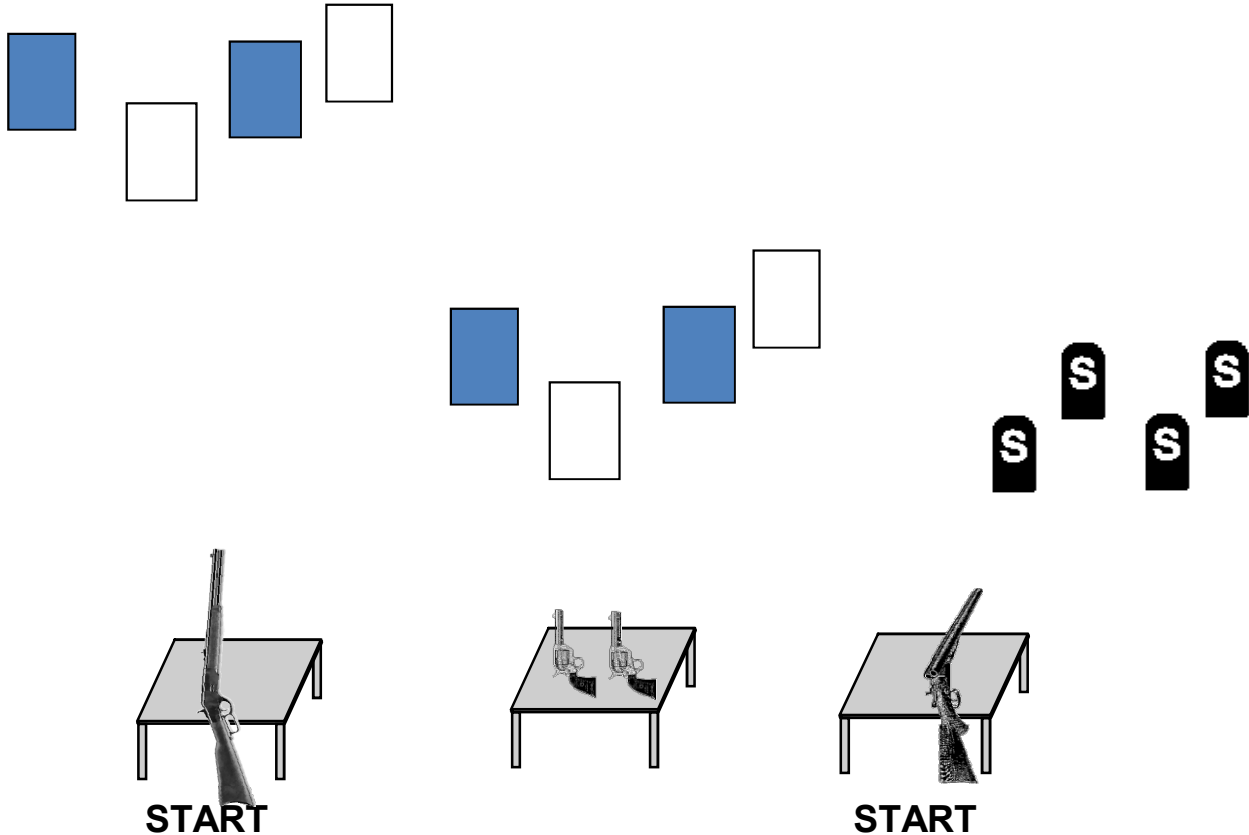
Return shotgun to table, pointing at berm.

Move to forward table and engage pistols with same instructions as for the rifle.

SRS SCARY OCTOBER '17 STAGES

STAGE 1

Fall Has Fallen



Ammo: Pistols 10, Rifle 10 Shotgun 4+

Staging: Two pistols, loaded with five rounds each and **holstered**.

Rifle, loaded with 10 rounds, staged on left table.

Shotgun, with at least four rounds on your person, staged on right table.

Starting Position: Standing behind center of the table of the rifle **or** shotgun, posture of choice, not touching guns.

Procedure: Shooter will say "**I'm not fallen for That!**" and wait for the beep.

After the beep, if starting on left, with rifle do a continuous Nevada sweep on the rifle targets. (Start on either end) Make rifle safe..

At center table and shoot pistols with the same instructions as the rifle.

Shotgun - shoot the four shotgun targets in any order.

(Make shotgun safe).

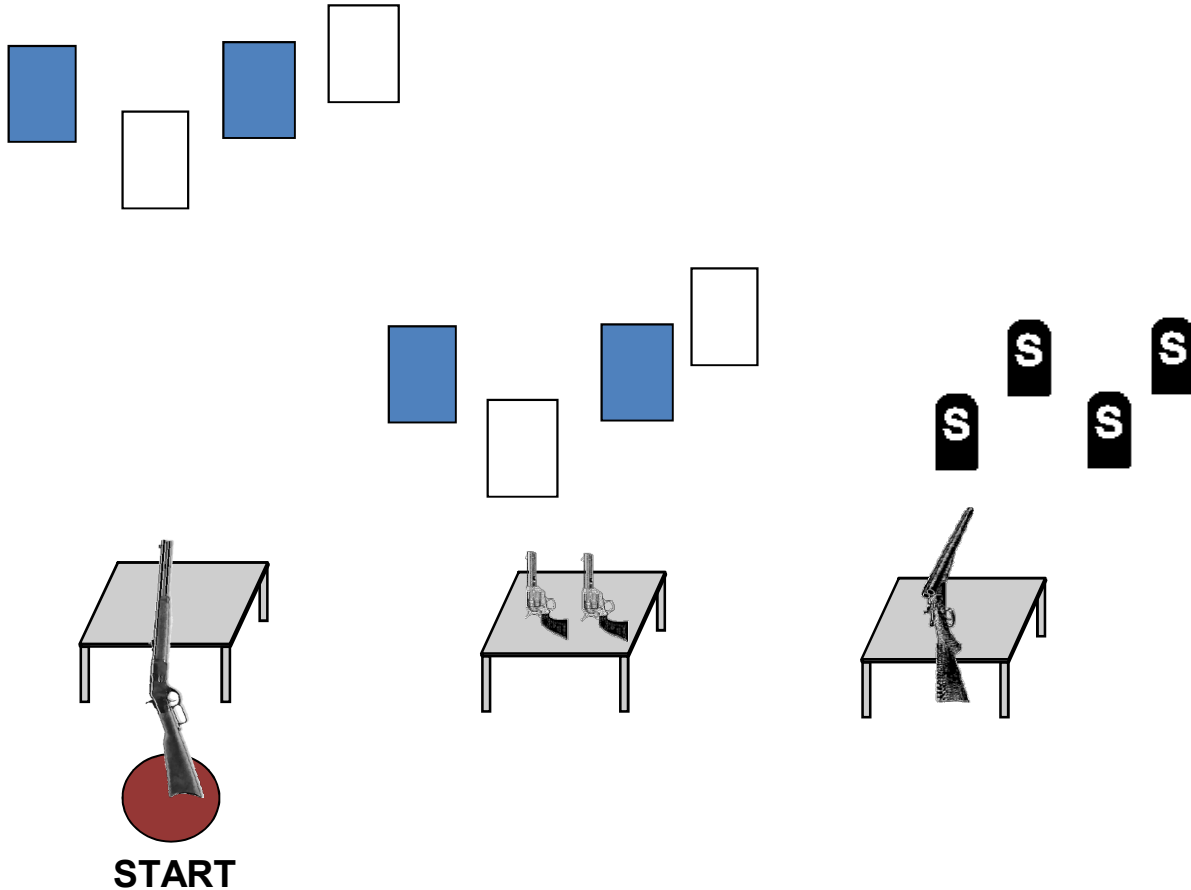
If starting on right, shoot shotgun, pistols, then rifle.

Timers - time rifle carefully.

SRS SCARY OCTOBER '17 STAGES

STAGE 2

TWO-Timing, Sometimes



Ammo: Pistols 10, Rifle 10 Shotgun 4

Staging: Two pistols, loaded with five rounds each and holstered.

Rifle in hand, loaded with 10 rounds.

Shotgun staged on right table.

Starting Position: Standing with at least one foot touching the starting stone, rifle in hand.

Procedure: Shooter will say "**Why you two-timing. . . !**" and wait for the beep.

After the beep, with rifle do a continuous Nevada sweep double tapping every other target.

1 - 2 - 1 - 2 - 1 - 2 - 1 (Start on either end)

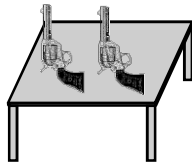
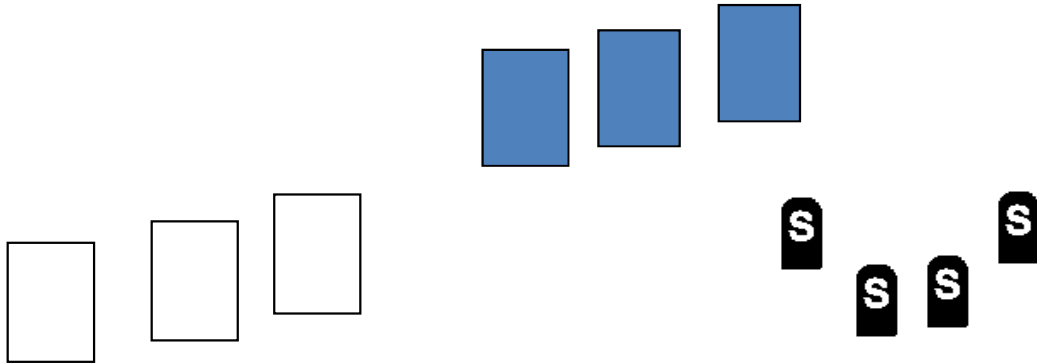
Move to center table and place rifle on table and with pistol, shoot pistols with the rifle instructions.

Move to Shotgun and shoot the four shotgun targets in any order.


SRS SCARY OCTOBER '17 STAGES

STAGE 3

Let's Shoot



START



START

Ammo: Pistols 10, Rifle 10 Shotgun 4+

Staging: Two pistols loaded with five rounds each and holstered.
Rifle, loaded with 10 rounds, staged on the right table.
Shotgun, with at least four rounds on your person, staged on the right table.

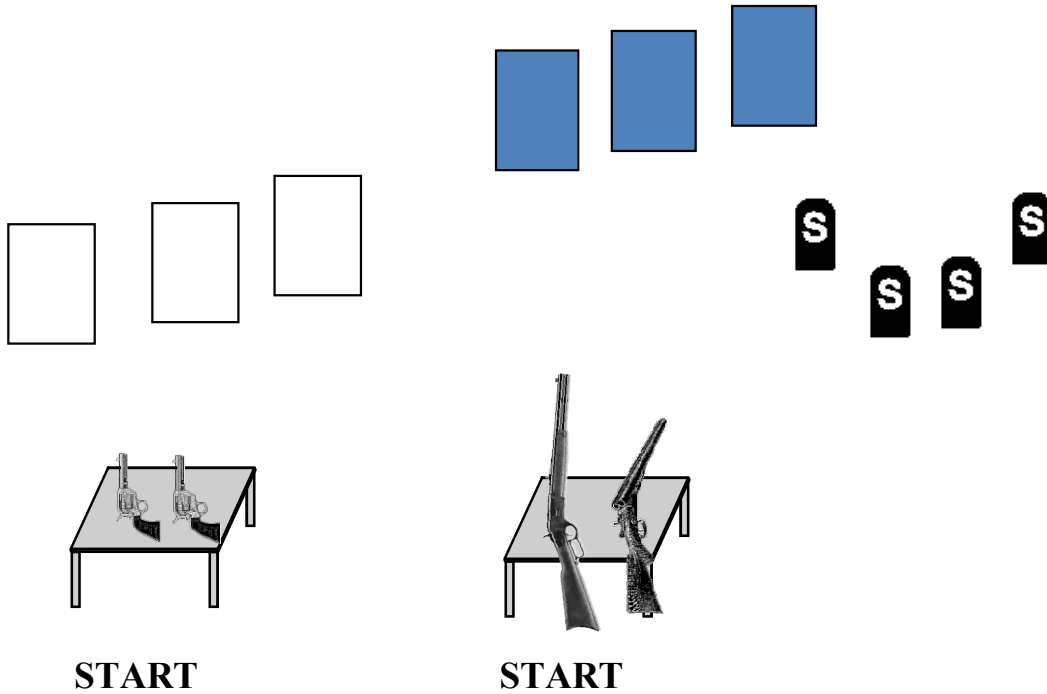
Starting Position: Standing behind either table, posture of choice, not touching guns.

Procedure : Shooter will say "**Let's Shoot!**" ATB, rifle not last.
With pistols, shoot the pistol targets with a 3 - 4 - 3 sweep from either end.
With rifle and repeat the instructions for the pistols.
With Shotgun and engage the shotgun targets.

SRS SCARY OCTOBER '17 STAGES

STAGE 4

Short on Information - 311



Ammo: Pistols 10, Rifle 10 Shotgun 4+

Staging: Two pistols loaded with five rounds each and holstered.

Rifle, loaded with 10 rounds, staged on the right table.

Shotgun, with at least four rounds on your person, staged on the right table.

Starting Position: Standing behind either table, posture of choice, not touching guns.

Procedure : Shooter will say "**Three One One!**" and wait for the beep.

ATB, **if starting at left**, shoot pistol. First target 3 times, then once each on the other two.

Repeat starting on the same target as before.

Move to rifle . Repeat pistol instructions.

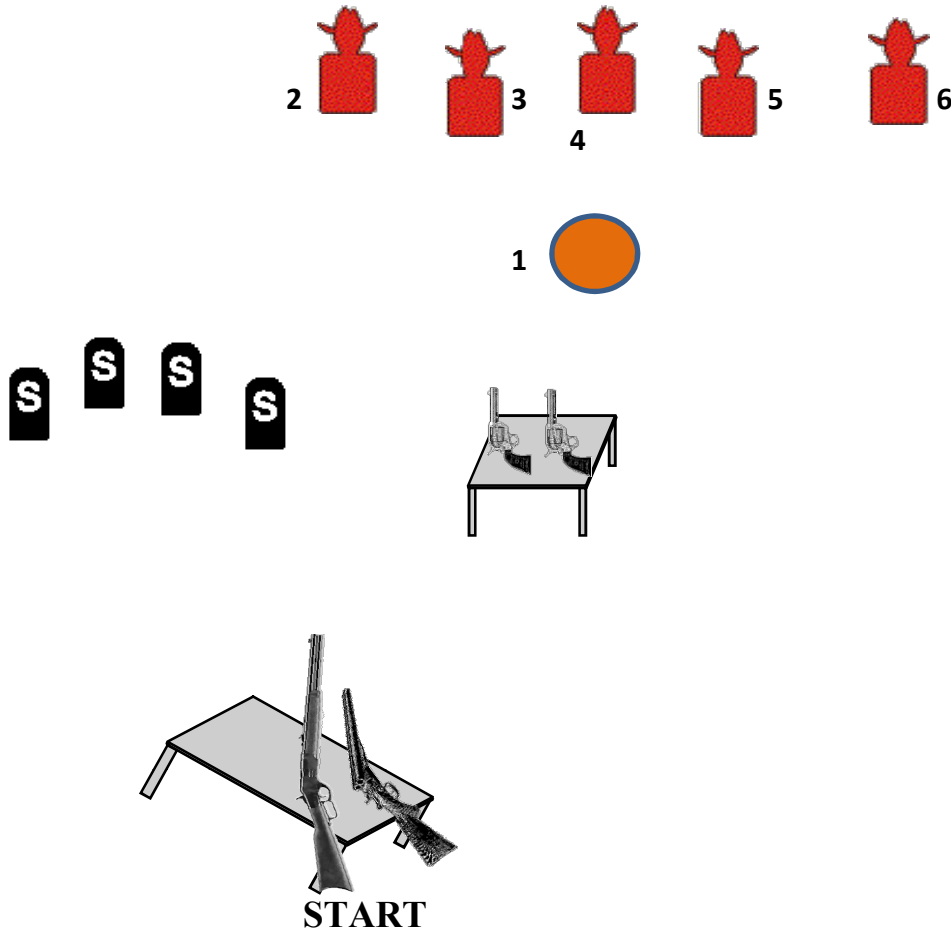
Shotgun targets are engaged any order.

If starting on right, shoot shotgun, rifle, then pistols.

SRS SCARY OCTOBER '17 STAGES

STAGE 5

Countin on my Pumpkin



Ammo: Pistols 10, Rifle 10 Shotgun 4+

Staging: Pistols holstered, Rifle in hands. Shotgun staged on table.

Start: Standing behind and slightly to the right of the table, with rifle in hands.

Procedure: Say, "I can't count that far!"

ATB engage the 6 targets in a 1,2,1,3,1,4,1,5,1,6 sweep, make rifle safe on table. (Pointed at side berm)

With shotgun, knockdown 4 shotgun targets, any order.

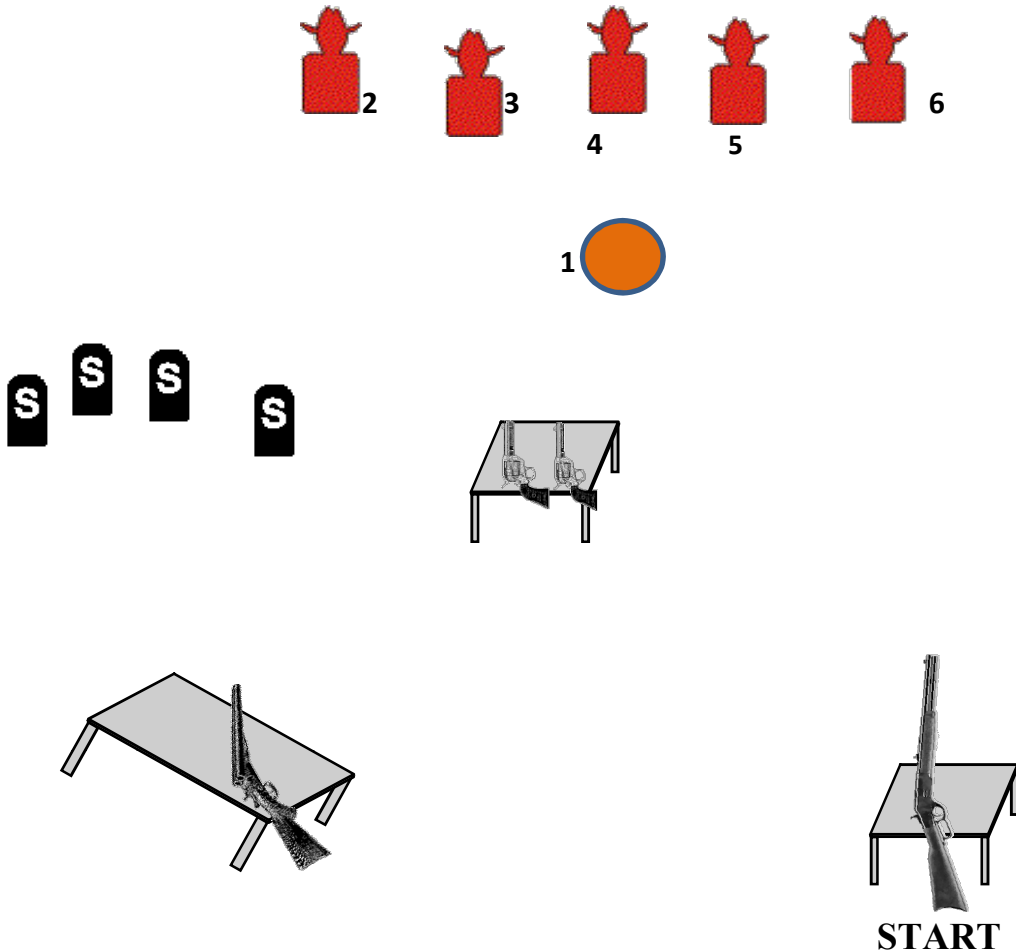
Return shotgun to the table, pointing safely into the berm.

Move to center table and with revolvers engage the 6 revolver targets in a 1,2,1,3,1,4,1,5,1,6 sweep (i.e., 1st five 1,2,1,3,1; then 4,1,5,1,6).

SRS SCARY OCTOBER '17 STAGES

STAGE 6

It's Your Pumpkin
Make up Yer Own Funny Story



Ammo: Pistols 10, Rifle 10 Shotgun 4+

Staging: Pistols holstered, Rifle on right table. Shotgun staged on table.

Start: Standing with at least one foot behind right table. Hands on hat, posture of choice.

Procedure: When ready, say "**That's MY Story!!!**"

With rifle triple-tap R1, then shoot R2 through R6 once each (any order), then double tap R1.

Take rifle to left table, then shoot shotgun targets - **from staged location.**

Make shotgun safe.

At forward table and with pistols repeat the instructions for the rifle.