

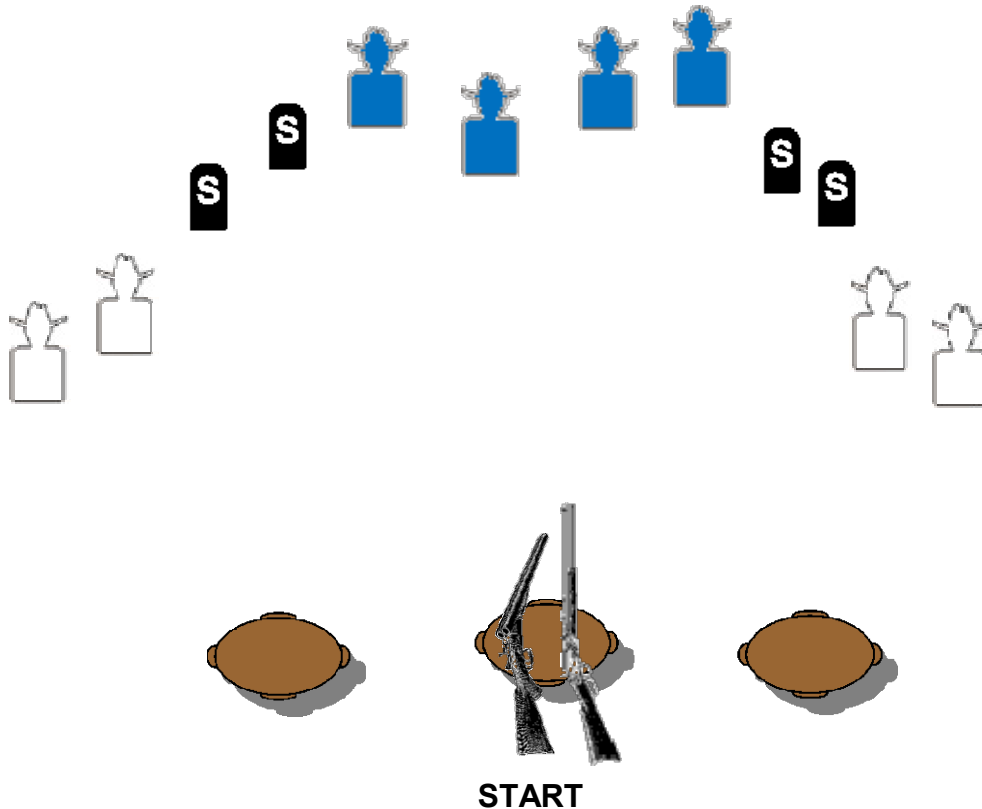


February '17
Stages

SRS COWBOYS VALENTINE'S DAY '17 SHOOT

Warm Up

Happy Valentine's Day!



Ammo: Pistols 10, Rifle 10 Shotgun 4+

Staging: Pistols holstered. Rifle and Shotgun on center table.

Start: Standing behind center table.

Procedure: Say, "Come, my dear, Let's Shoot!"

ATB, with pistols, do a Lawrence Welk sweep on the pistol targets (1-2-3-4)

With rifle repeat the pistol instructions.

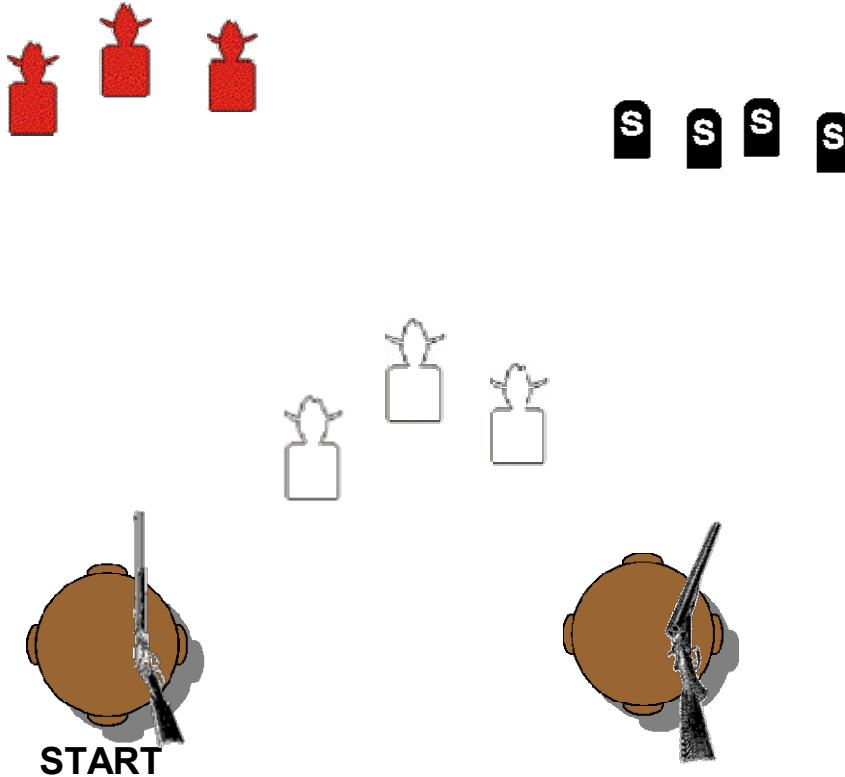
With shotgun, shoot the 4 knockdown targets.

SRS COWBOYS VALENTINE'S DAY '17 SHOOT

STAGE 1

For My Valentine

Nothing warms a cowboy's heart than his Valentine and you need to rescue yours!



Ammo: Pistols 10, Rifle 10 Shotgun 4+

Staging: Rifle on left table, shotgun on right table. Pistols holstered.

Start: Standing behind left table.

Procedure: Say, "I'll save you, Dear!"

After the beep, with the rifle alternate on the outside targets for 4 rounds. Then dump 6 on the middle.

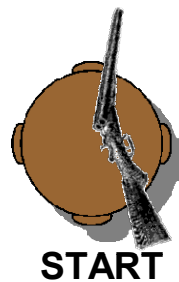
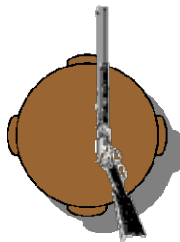
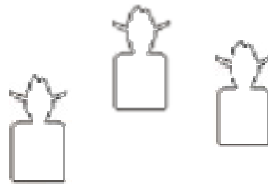

With pistols, repeat the rifle instructions.

Move to right table and with shotgun, shoot knockdown targets.

SRS COWBOYS VALENTINE'S DAY '17 SHOOT

STAGE 2

Sometimes we need our Valentine to keep us warm!



Ammo: Pistols 10, Rifle 10 Shotgun 4+

Staging: Rifle on left table, shotgun staged on right table. Pistols holstered.

Start: Standing behind Right table with one hand on shotgun and one on the shells.

Procedure: Say, "Keep me warm for the fight!"

After the beep, shoot the shotgun targets.


Move to rifle and shoot two 2-1-2 sweeps.

Move *at least a step* and with pistols repeat the rifle instructions.

SRS COWBOYS VALENTINE'S DAY '17 SHOOT

STAGE 3

After snuggling with your sweet heart, you are nice and warm!



Ammo: Pistols 10, Rifle 10 Shotgun 2+

Staging: Rifle and shotgun on the left table. Pistols holstered.

Start: Standing behind center of left table.

Procedure: Say, "You're warm even in Winter!"

With rifle, shoot a 4 - 2 - 4 sweep.

With shotgun, knock down two shotgun targets in front of you. Make shotgun safe on right table.

With pistols, sweep the pistol targets from either left or right for 5 rounds.

(Knockdown targets are pistol targets) With your second pistol sweep the pistol targets from the opposite direction for 5 rounds. If any knockdowns left standing, pick them up shotgun.

SRS COWBOYS VALENTINE'S DAY '17 SHOOT

STAGE 4

This time you need to keep your valentine warm!!



Ammo: Pistols 10, Rifle 10 Shotgun 6+

Staging: Rifle on the left table, shotgun on the right table. Pistols holstered.

Start: Standing anywhere on the firing line, hands in a Gabby Hayes surrender position.

Procedure: Say, "I'll keep you warm!"

With rifle starting on either side, double tap both outside targets then double tap the center. Finish by double tapping both outside targets again.

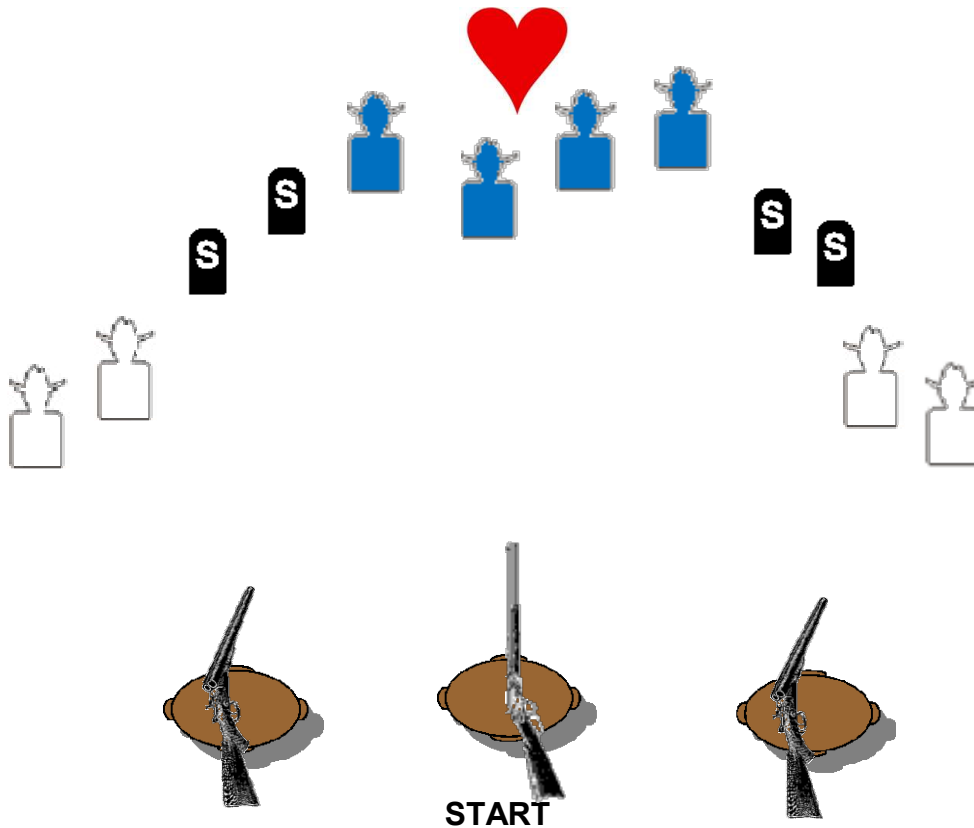
Move to right table and pistols repeat the rifle instructions.

From anywhere on the firing line, with shotgun, shoot shotgun targets.

SRS COWBOYS VALENTINE'S DAY '17 SHOOT

STAGE 5

Despite yer best efforts, they caught yer Valentine!



Ammo: Pistols 10, Rifle 10 Shotgun 4+

Staging: Rifle held at port arms, shotgun on either table. Pistols holstered.

Start: Standing behind center table holding rifle at port arms.

Procedure: Say, "Duck!!!"

ATB -With rifle, shoot a 2-3-3-2 sweep without hitting yer valentine.

Move to either side and shoot your pistol with 3 on one target and 2 on the other.

With shotgun anywhere on the firing line, shot 4 knockdowns.

Make shotgun safe at either location.

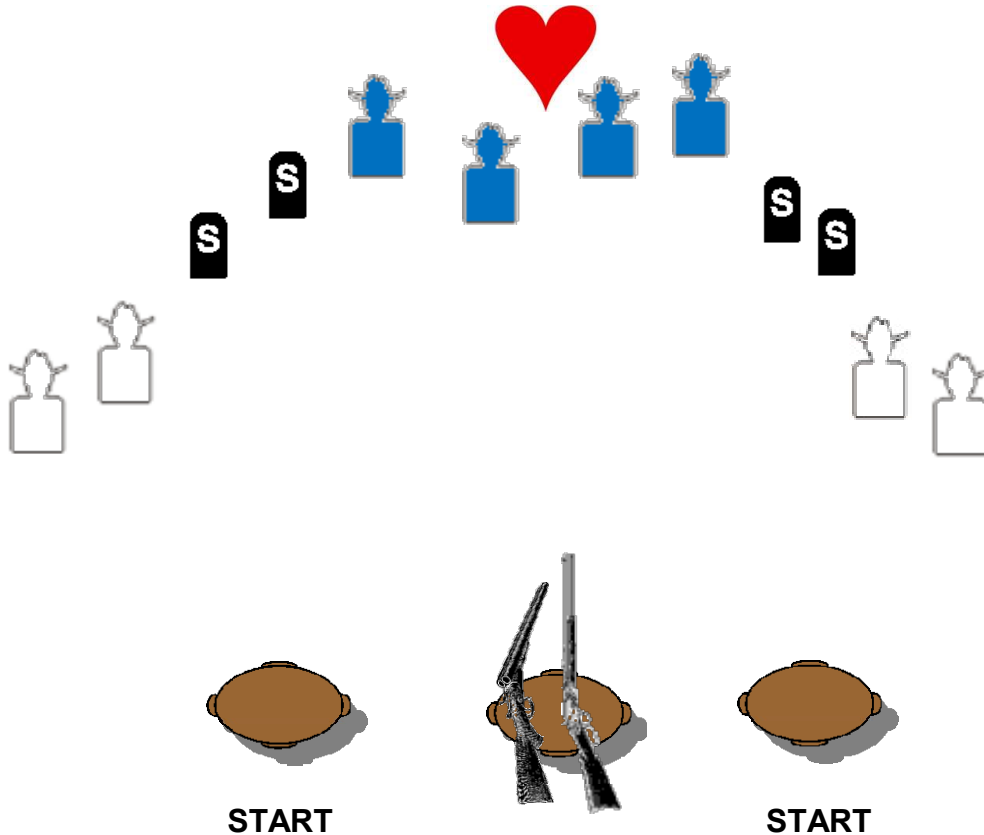
Move to other table and repeat pistol instructions for the last pistol.

So Rifle, pistol, shotgun, pistol.

SRS COWBOYS VALENTINE'S DAY '17 SHOOT

STAGE 6

Your valentine's back and you're going to make sure!



Ammo: Pistols 10, Rifle 10 Shotgun 4+

Staging: Rifle and shotgun on center table. Pistols holstered.

Start: Standing behind either outside table, hands on pistol(s).

Procedure: Say, "My Valentine - for me to keep!"

ATB -With pistol, alternate for 5 shots.

Move to center table and shoot rifle or shotgun (your choice). For rifle, do a continuous Nevada Sweep. Make shotgun safe at table of choice.

Finish with last pistol, alternating for 5 rounds.