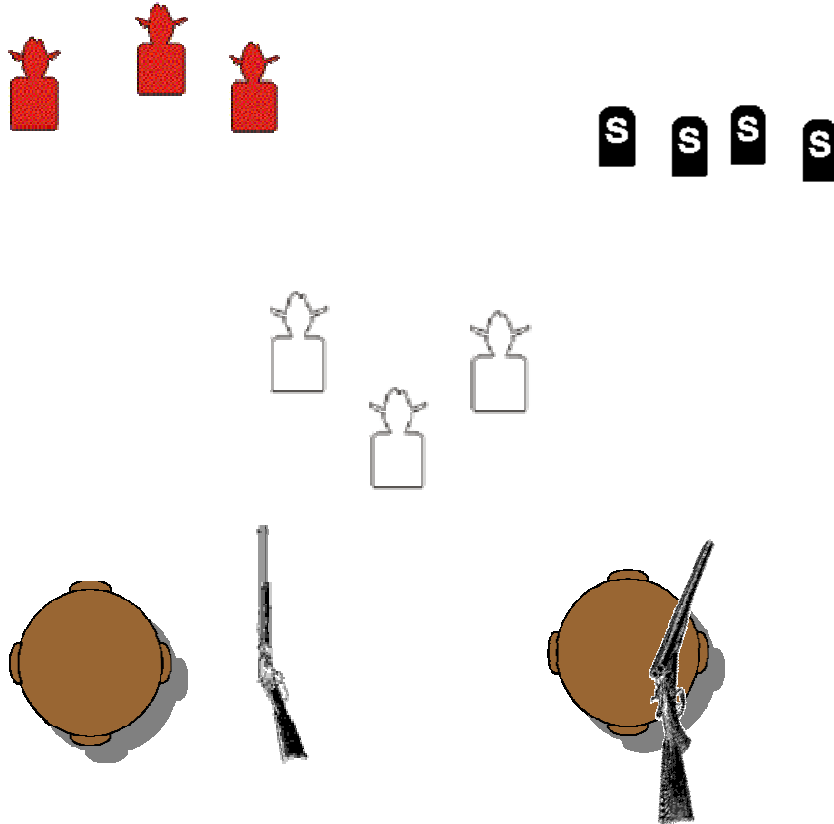




September 2016
Stages

WARM UP

A surprise on a nice September Morning



Ammo: Pistols 10, Rifle 10 Shotgun 4+

Staging: Pistols holstered. Rifle held at belt level, pointed down range. Shotgun on a table.

Start: Standing between the tables, rifle in hand.

Procedure: Say, "Let's Shoot!"

ATB, with rifle shoot a 1-3-1 sweep from either side. Repeat. Make rifle safe on either table.


With pistols, repeat rifle instructions.

With shotgun, shoot the 4 knockdown targets.

SRS COWBOYS SEPTEMBER '16 SHOOT

STAGE 1

It's just the beginning and you are already in the middle of it.



Ammo: Pistols 10, Rifle 10 Shotgun 4+

Staging: Rifle on left table, shotgun on right table. Pistols holstered.

Start: Standing behind left table.

Procedure: Say, "I'm startin' in the Middle!"

After the beep, double-tap the **center** target, single tap each outside target, repeat, then finish with a double-tap on the center. (2-1-1-2-1-1-2)

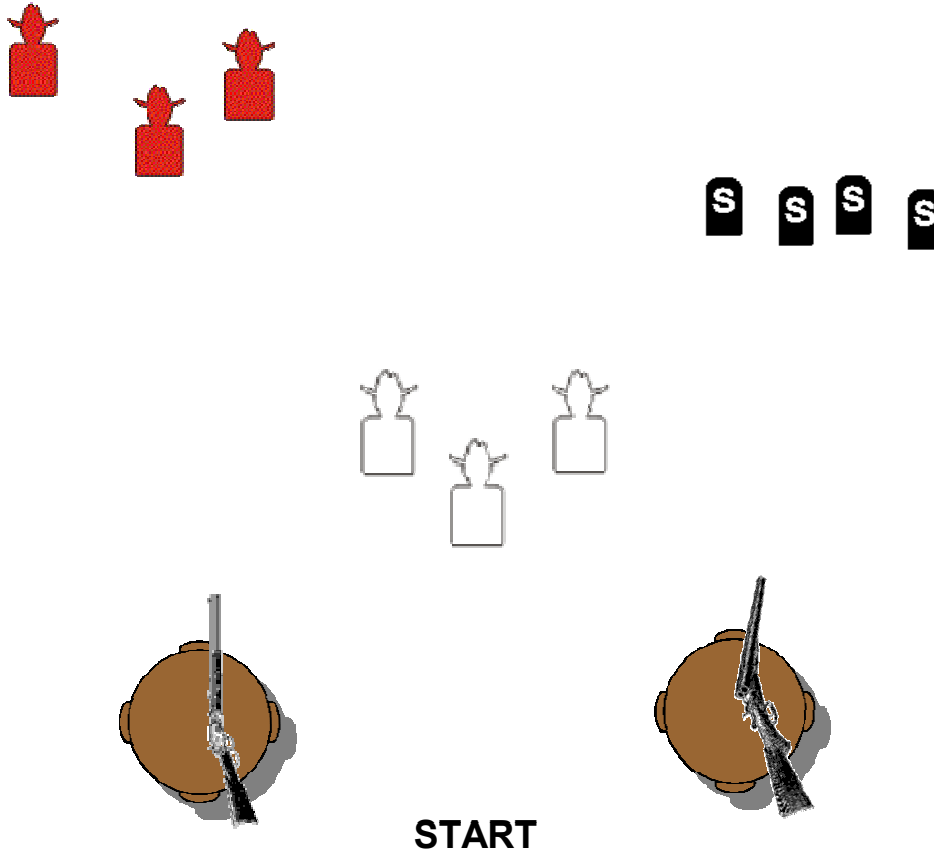
Move between the tables and with pistols, repeat rifle instructions.

Move to right table and with shotgun, shoot knockdown targets.

SRS COWBOYS SEPTEMBER '16 SHOOT

STAGE 2

I always wanted to go out West! -- But it's a dry heat.



Ammo: Pistols 10, Rifle 10 Shotgun 4+

Staging: Rifle on left table, shotgun on right table. Pistols holstered.

Start: Standing behind and centered between the tables.

Procedure: Say, "Nevada, here I come!"

After the beep, double-tap Nevada sweep the pistol targets.


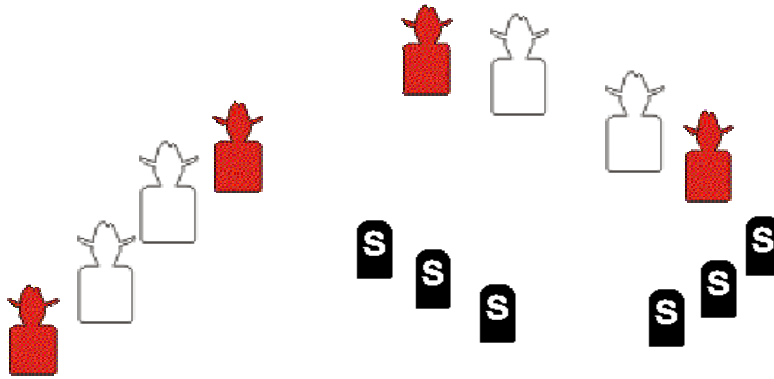
Move to rifle and repeat pistol instructions. Make rifle safe.

With shotgun and shoot the knockdowns.

SRS COWBOYS SEPTEMBER '16 SHOOT

STAGE 3

You've heard about some of the places Fast Eddie has been.
Just wait till you taste their hooch!



Ammo: Pistols 10, Rifle 10 Shotgun 6+

Staging: Rifle and shotgun on right table. Pistols holstered.

Start: Standing behind center of left table with **cup in both hands near lips.**

Procedure: Say, "**Is this as bad as it tastes?!**"

ATB, drop the cup.

With pistols, do a Lawrence Welk Sweep (Progressive) for 10 rounds.

Move to right table and with rifle repeat the pistol instructions.


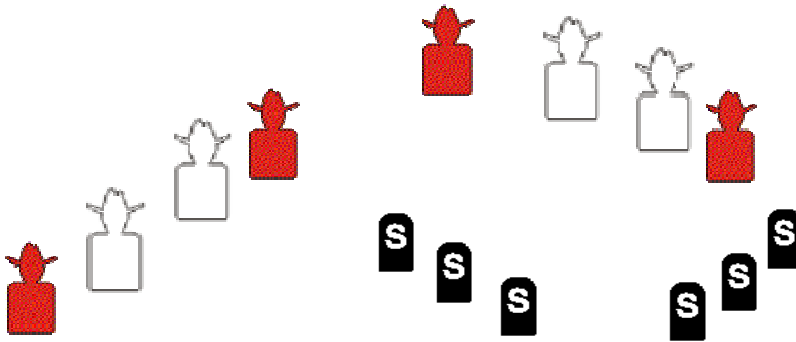
With shotgun, knock down the shotgun targets.

Lawrence Welk Sweep: 1 on target 1, 2 on tgt 2, 3 on tgt 3 & 4 on tgt4.

SRS COWBOYS SEPTEMBER '16 SHOOT

STAGE 4

You some how survived their drinks,
Now you have to face their staff.



Ammo: Pistols 10, Rifle 10 Shotgun 6+

Staging: Rifle and shotgun on right table. Pistols holstered.

Start: Standing behind right table.

Procedure: Say, "Well, You deserve this!"

With rifle starting on either side, shoot an outside target, then double-tap the center two. Repeat from the other side.

With shotgun, shoot shotgun targets. Make shotgun safe.

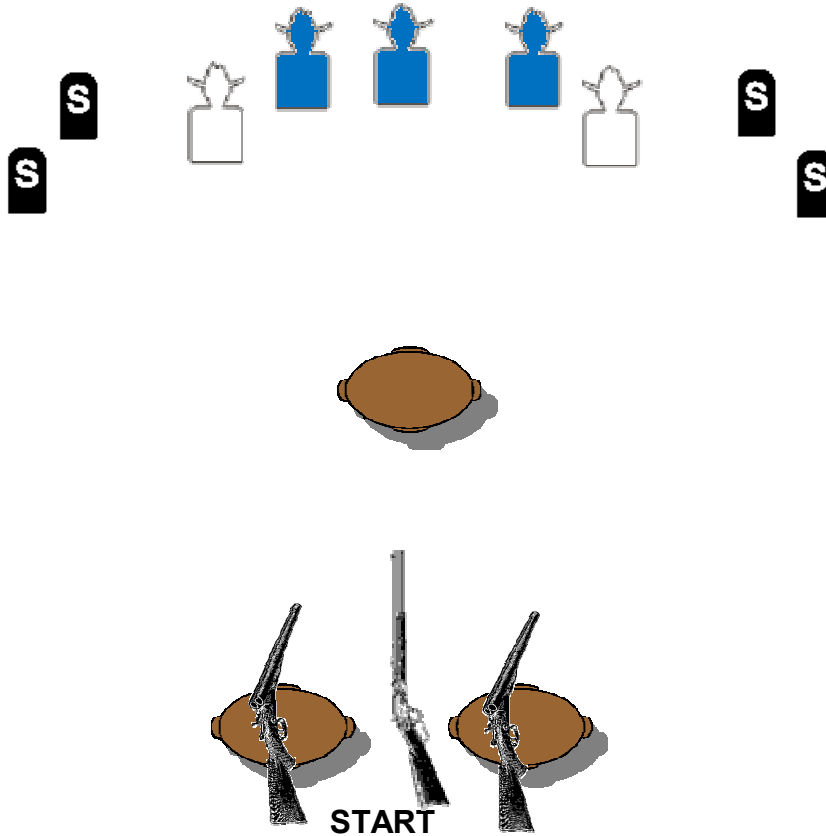
At the left table, with pistols repeat the rifle instructions.

SRS COWBOYS SEPTEMBER '16 SHOOT

STAGE 5

Where's my Calendar?

Ya have to get ready for the Alabama State Match!



Ammo: Pistols 10, Rifle 10 Shotgun 4+

Staging: Rifle held at port arms, shotgun on either table. Pistols holstered.

Start: Standing between the tables holding rifle at port arms.

Procedure: Say, "I'm almost ready!!!"

ATB -With rifle, double-tap and end target, then single-tap each of the three back targets. Repeat from the other side. Stage Rifle safely **pointing at side berm.**

With shotgun, shot the four knockdowns . Make shotgun safe on table pointing at side berm or take to forward table.

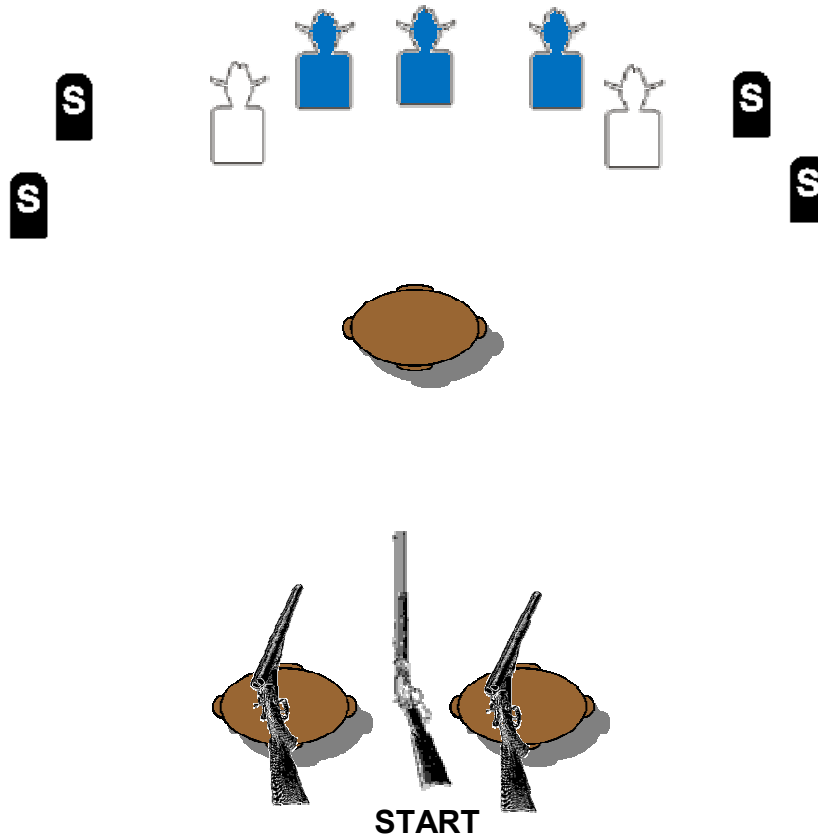
Move to forward table and with pistols, repeat the rifle instructions.

STAGE 5 OF 6

SRS COWBOYS SEPTEMBER '16 SHOOT

STAGE 6

Where did ya git THAT Calendar?



Ammo: Pistols 10, Rifle 10 Shotgun 4+

Staging: Rifle held both hands, shotgun on either table. Pistols holstered.

Start: Standing between the tables holding rifle in both arms.

Procedure: Say, "What da you mean, it was last month??!"

ATB -With rifle, starting on either end target, shoot 1-2-3-2-3. Repeat from the other side.

Stage Rifle safely **pointing at side berm.**

With shotgun, shot the four knockdowns . Make shotgun safe on table pointing at side berm OR take to forward table.

Move to forward table and with pistols, repeat rifle instructions.