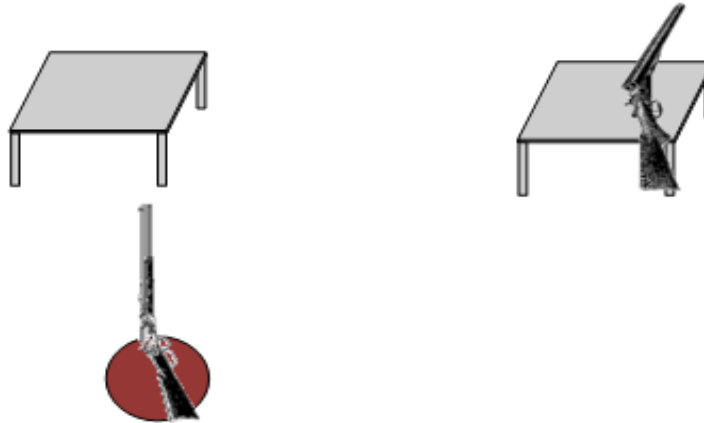
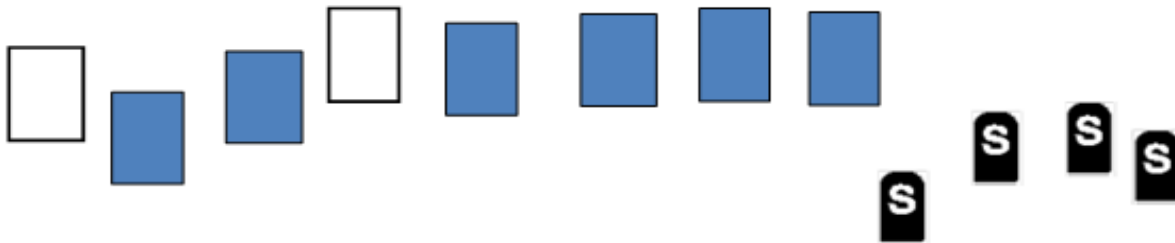




*South River Shootists'
Thanksgiving 2016
Match Stages*

Provided by Marauder & Crew

WARM UP



START

Ammo: Pistols 10, Rifle 10 Shotgun 4+

Staging: Rifle, loaded with 10 rounds, held at port arms.
Two pistols, loaded with five rounds each and holstered.
Shotgun, with at least four rounds on your person, staged on right table.

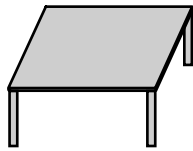
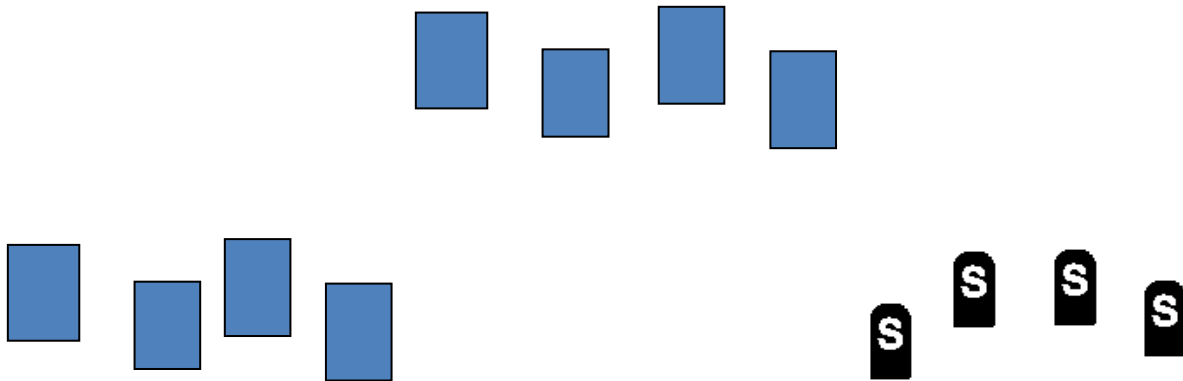
Starting Position: One foot touching stone, rifle at port arms.

Procedure: Shooter will say "**Warm Up!**" and wait for the beep.
After the beep, with rifle, double-tap the left 5 targets.
Place rifle on table. Then with pistols, double-tap the 5 right targets.
Shotgun - shoot the four shotgun targets in any order.

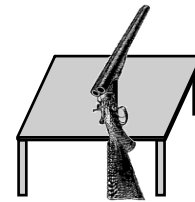
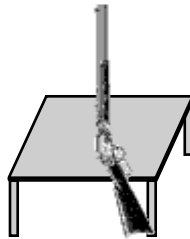
SRS SCARY NOVEMBER '16 STAGES

STAGE 1

I'm No Turkey!



START



START

Ammo: Pistols 10, Rifle 10 Shotgun 4+

Staging: Rifle, loaded with 10 rounds, staged on center able.

Two pistols, loaded with five rounds each and holstered.

Shotgun, with at least four rounds on your person, staged on right table.

Starting Position: Standing behind left or right table, hands touching hat.

Procedure: Shooter will say "**I'm no Turkey !**" and wait for the beep.

If starting on left, After the beep, shoot a Lawrence Welk sweep on the pistol targets, starting on either end..

Move to rifle and repeat pistol instructions.

Shotgun - shoot the four shotgun targets in any order.

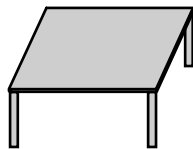
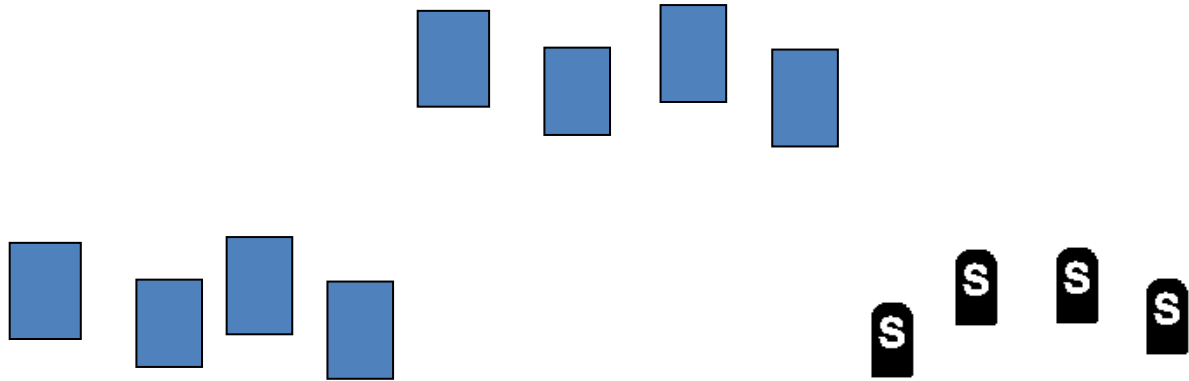
If starting on right, shoot shotgun, rifle then pistols.

* Lawrence Welk - 1 on tgt1, 2 on tgt2, 3 on tgt 3 & 4 on tgt 4.

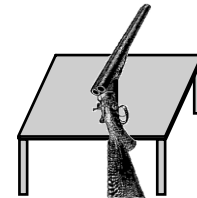
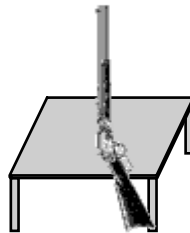
SRS SCARY NOVEMBER '16 STAGES

STAGE 2

Yer the Turkey!



START



START

Ammo: Pistols 10, Rifle 10 Shotgun 4

Staging: Rifle, loaded with 10 rounds, staged on center table.

Two pistols, loaded with five rounds each and holstered.

Shotgun, with at least four rounds on your person, staged on right table.

Starting Position: Standing behind the opposite table used last time. Both hands touching table.

Procedure: Shooter will say "**Yer a Turkey. . . !**" and wait for the beep.

After the beep, if on left, shoot pistols in a 2-3-3-2 sweep.

With rifle repeat pistol instructions.

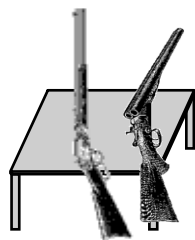
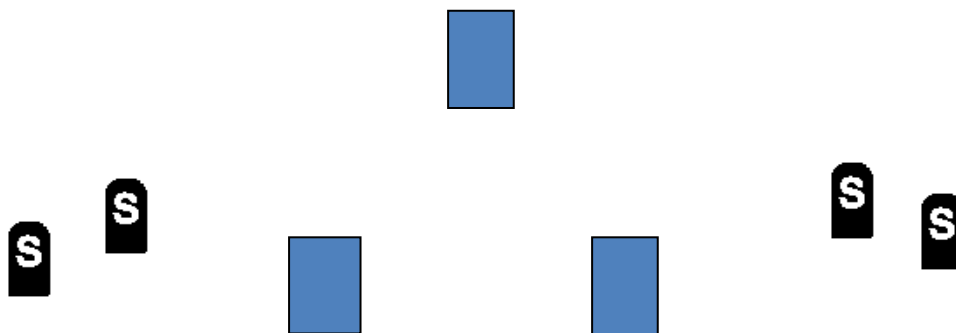
Engage the 4 shotgun targets.

If starting on right, shoot shotgun, rifle then pistols.

SRS SCARY NOVEMBER '16 STAGES

STAGE 3

Lucky Seven



START

Ammo: Pistols 10, Rifle 10 +1 Shotgun 4+

Staging: Rifle, loaded with 10 rounds, staged on table. (One reload required)

Two pistols, loaded with five rounds each and holstered.

Shotgun, with at least four rounds on your person, staged on table.

Starting Position: Standing behind table, hands not touching guns or ammo.

Procedure: Shooter will say "**Lucky 7 !**" and wait for the beep.

After the beep, place 7 rounds on each of the three targets.

Shooter's choice to start with rifle or pistols.

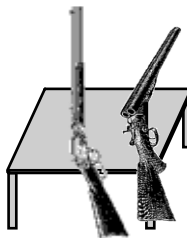
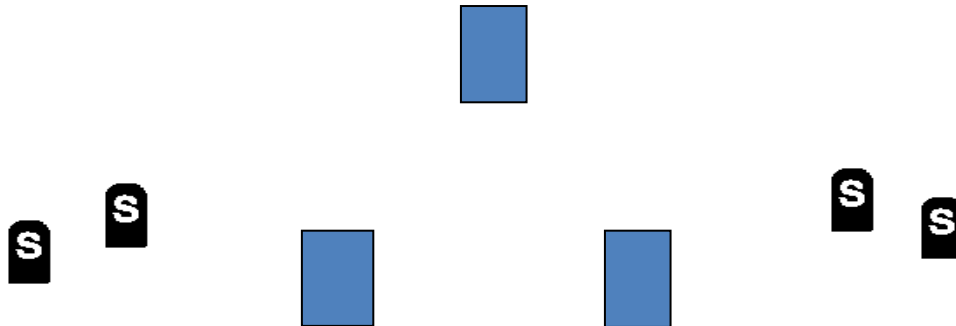
Shotgun - shoot the four shotgun targets in any order.

Reloads may be done anytime after the beep.

SRS SCARY NOVEMBER '16 STAGES

STAGE 4

Maybe not so lucky this time.



START

Ammo: Pistols 10, Rifle 10 Shotgun 4

Staging: Rifle, loaded with 10 rounds, staged on table.
Two pistols, loaded with five rounds each and holstered.
Shotgun held in both hands, with at least four rounds on your person.

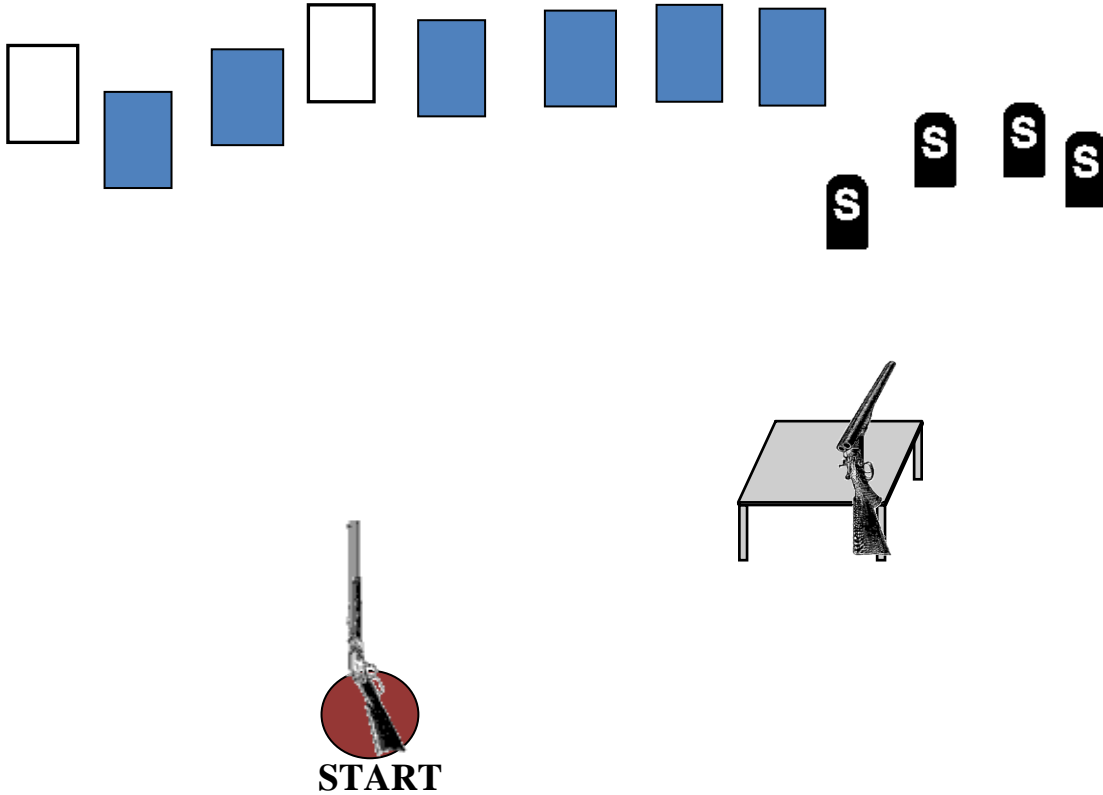
Starting Position: Standing behind the table.

Procedure: Shooter will say "**Maybe not. . .!**" and wait for the beep.
After the beep, with shotgun shoot the 4 shotgun targets.
With rifle shoot a Nevada sweep on all three targets, double-tapping the center target.
With pistol shoot 3 on left or right target and 2 on other. Repeat from same side as first five shots.

SRS SCARY NOVEMBER '16 STAGES

STAGE 5

One for All, All for One



Ammo: Pistols 10, Rifle 10 Shotgun 4+

Staging: Rifle, loaded with 10 rounds, held at port arms.
Two pistols, loaded with five rounds each and holstered.
Shotgun, with at least four rounds on your person, staged on right table.

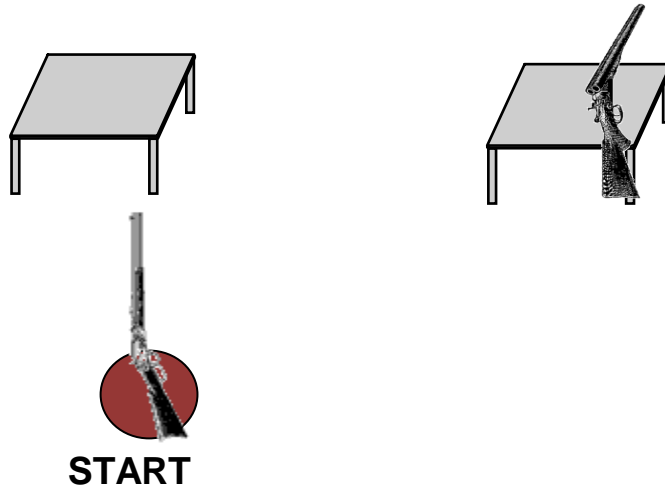
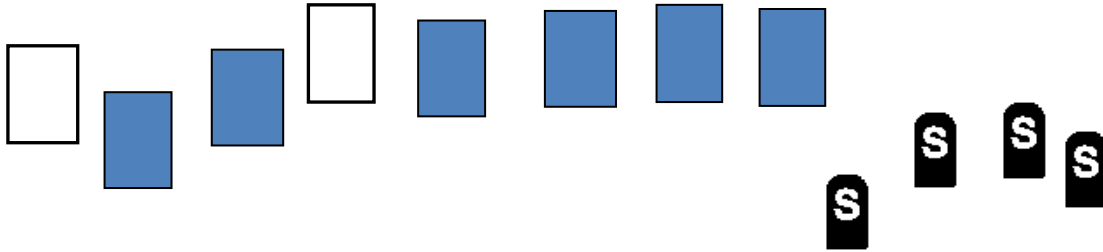
Starting Position: One foot touching stone, rifle at port arms.

Procedure: Shooter will say "**One for All!**" and wait for the beep.
After the beep, with rifle, shoot target 1, then 4, then sweep all 8 targets from either end.
Place rifle on table (on right).
Shotgun - shoot the four shotgun targets in any order.
Shoot pistols with same instructions as the rifle. (You may move for the pistols if you like.)

SRS SCARY NOVEMBER '16 STAGES

STAGE 6

We've a Lot to be Thankful For



Ammo: Pistols 10, Rifle 10 Shotgun 4

Staging: Rifle, loaded with 10 rounds, held at port arms.
Two pistols, loaded with five rounds each and holstered.
Shotgun, with at least four rounds on your person, staged on right table.

Starting Position: Standing with at least one foot touching the starting stone, rifle in hand(s).

Procedure: Shooter will say "A Lot to be Thankful For. . .!" and wait for the beep.
After the beep, with rifle sweep the 8 targets, double-tapping the end targets.
Move to left table, place rifle on table.
Shoot pistols with the rifle instructions.
With shotgun shoot the 4 shotgun targets.,