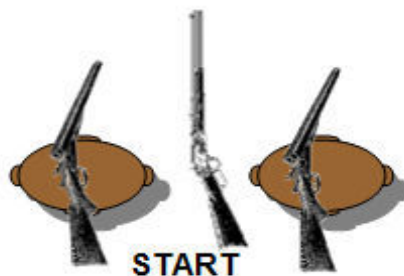
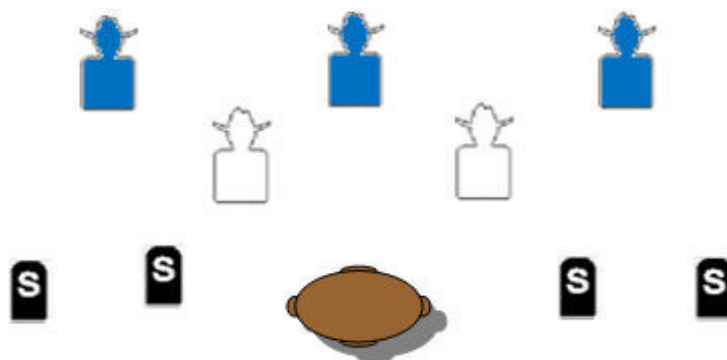




July 2016
Stages

Warm Up

A Summer Warm up



Ammo: Pistols 10, Rifle 10 Shotgun 4+

Staging: Pistols holstered. Rifle in one hand. Shotgun on a table.

Start: Standing between the tables, rifle in hand.

Procedure: Say, "Let's Shoot!"

ATB, with rifle double-tap each target in a circle pattern, starting on a front target.

Place rifle on table **pointing to a side berm**. Shoot shotgun knockdowns.

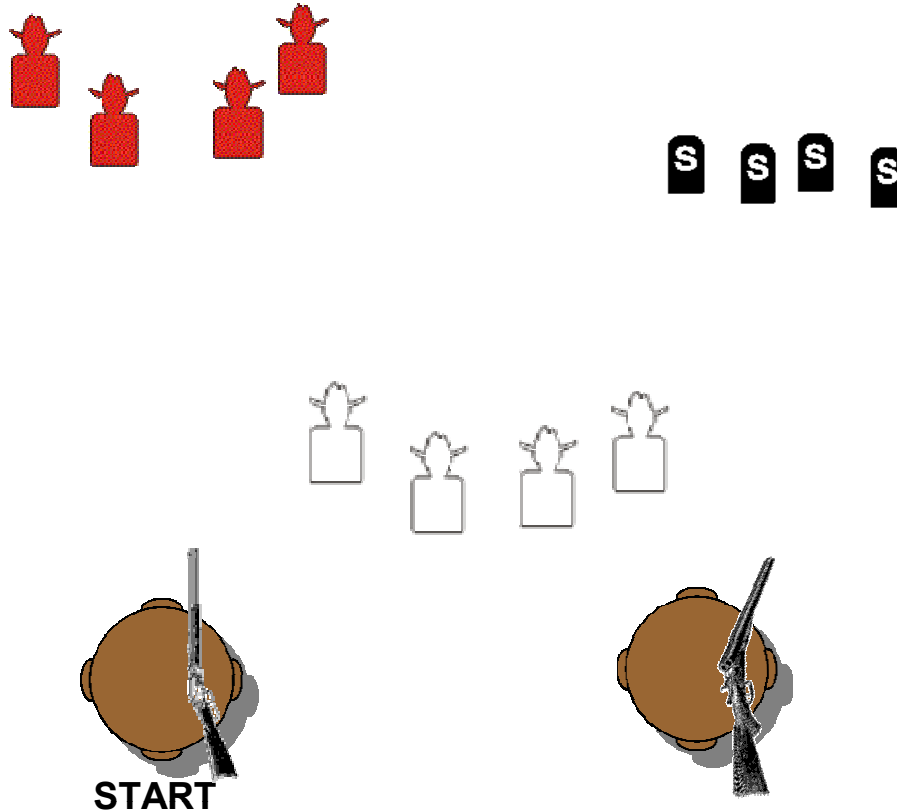
Take shotgun to forward table.

With pistols, repeat rifle instructions.

SRS COWBOYS JULY '16 SHOOT

STAGE 1

A Simple Shoot Out



Ammo: Pistols 10, Rifle 10 Shotgun 4+

Staging: Rifle on left table, shotgun on right table. Pistols holstered.

Start: Standing behind left table.

Procedure: Say, "A Simple Shoot out"

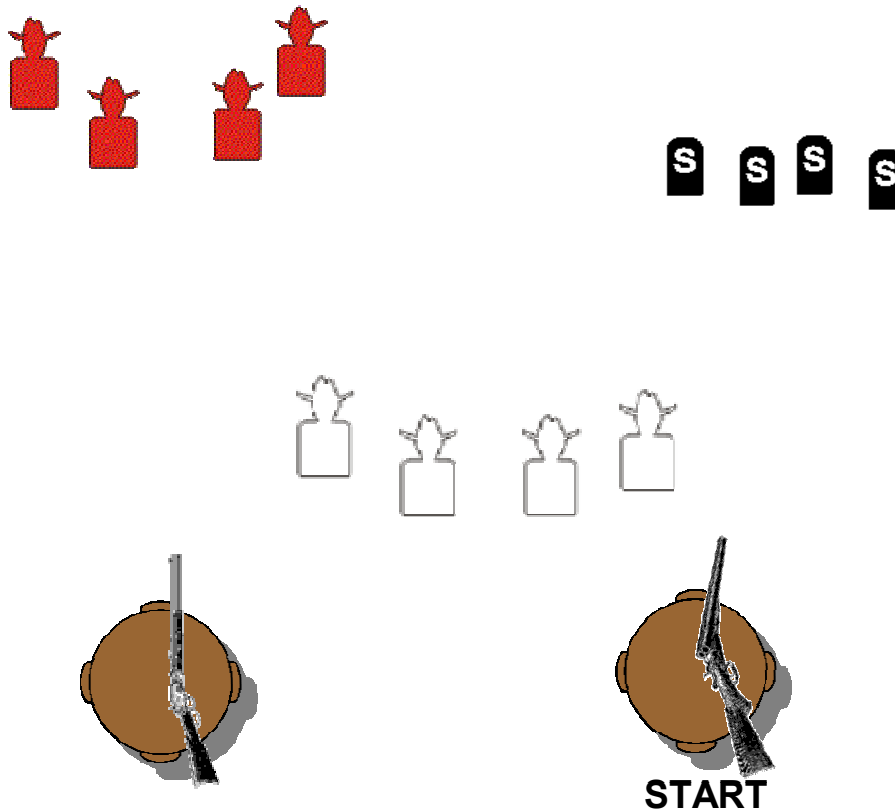
After the beep, **starting on either side**, sweep the rifle targets 2-3-3-2.

Move between the tables and with pistols, repeat rifle instructions.

Move to right table and with shotgun, shoot knockdown targets.

SRS COWBOYS JULY '16 SHOOT

STAGE 2



Ammo: Pistols 10, Rifle 10 Shotgun 4+

Staging: Rifle on left table, shotgun on right table. Pistols holstered.

Start: Standing behind Right table.

Procedure: Say, "Are you a Lefty?"

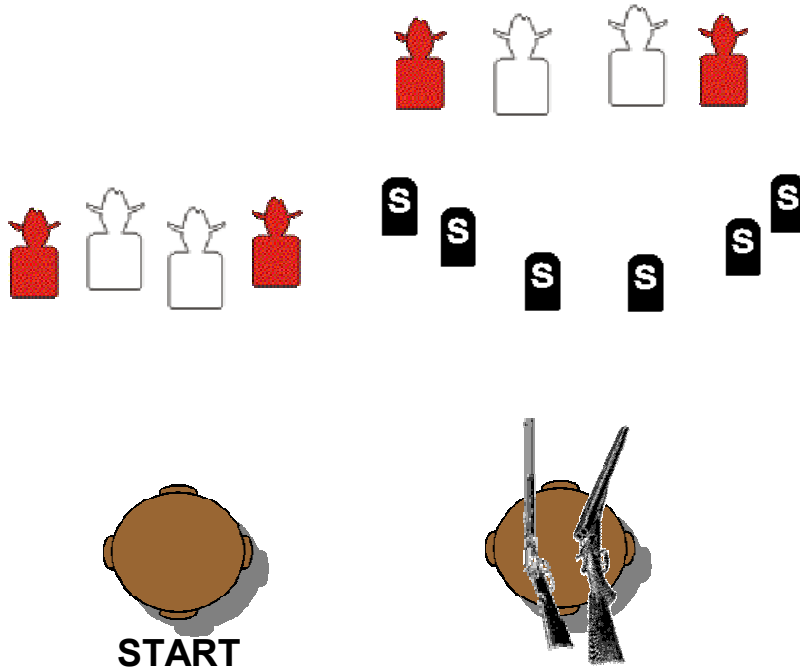
After the beep, shoot the shotgun targets.

Move to rifle and shot a Nevada Sweep.

Move as much as you like and with pistols Nevada Sweep pistol targets (Continuous)

SRS COWBOYS JULY '16 SHOOT

STAGE 3



Ammo: Pistols 10, Rifle 10 Shotgun 6+

Staging: Rifle and shotgun on right table. Pistols holstered.

Start: Standing behind center of left table with both hands pointing at targets

Procedure: Say, "Spring for it!"

With pistols, in no particular order, shoot outside targets 4 times and inside targets once each.

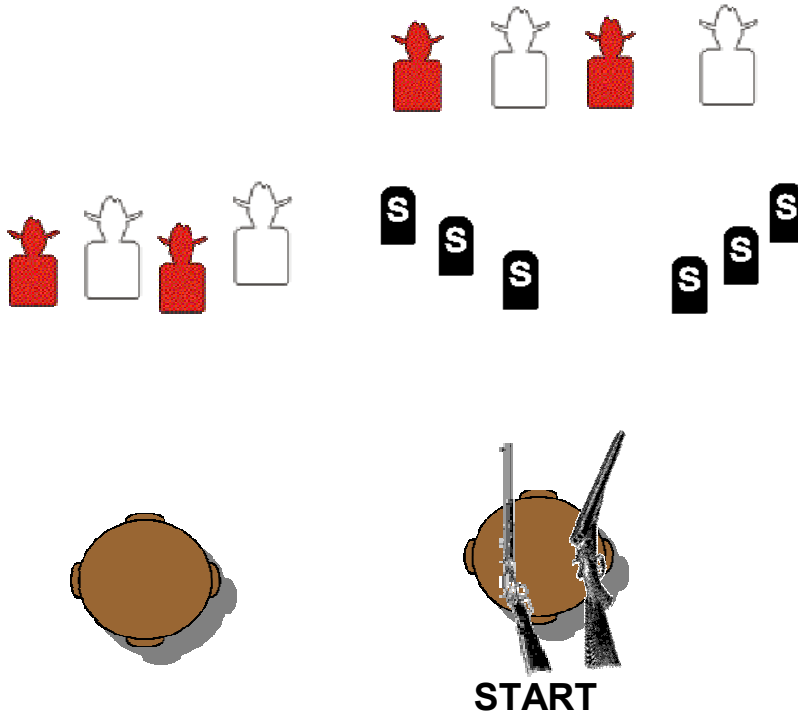
Move to right table and with rifle repeat the pistol instructions.

With shotgun, knock down the shotgun targets.

SRS COWBOYS JULY '16 SHOOT

STAGE 4

Cats - Not just for Chinese Food



Ammo: Pistols 10, Rifle 10 Shotgun 6+

Staging: Rifle and shotgun on right table. Pistols holstered.

Start: Standing behind right table.

Procedure: Say, "Get them Cats!"

With rifle shoot a "cat herders" sweep.
(Nevada sweep, double-taping the end targets)

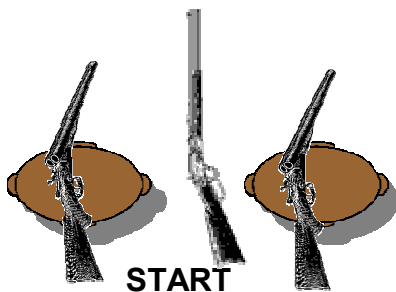
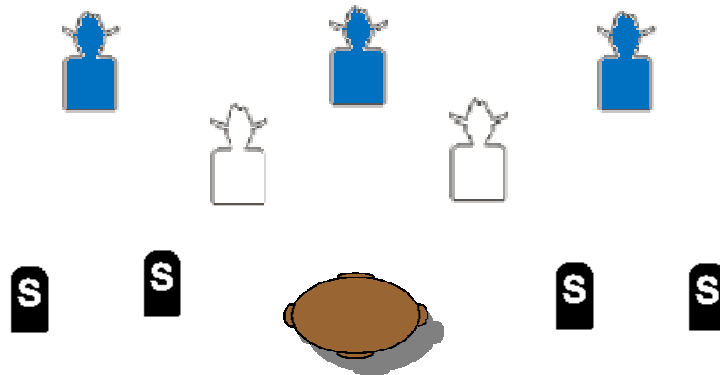
With shotgun, shoot shotgun targets. Make shotgun safe.

At the left table, with pistols repeat the rifle instructions.

SRS COWBOYS JULY '16 SHOOT

STAGE 5

What's with this W?



Ammo: Pistols 10, Rifle 10 Shotgun 4+

Staging: Rifle held at port arms, shotgun on either table. Pistols holstered.

Start: Standing between the tables holding rifle at port arms.

Procedure: Say, "What!!!"

ATB -With rifle, starting on either end, sweep the targets from either end. Repeat.

Stage Rifle safely **pointing at side berm.**

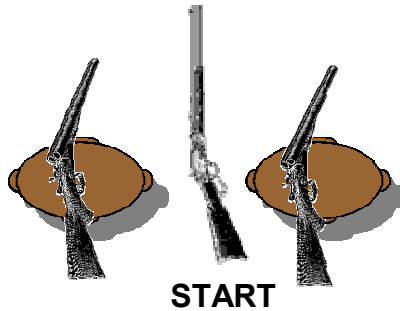
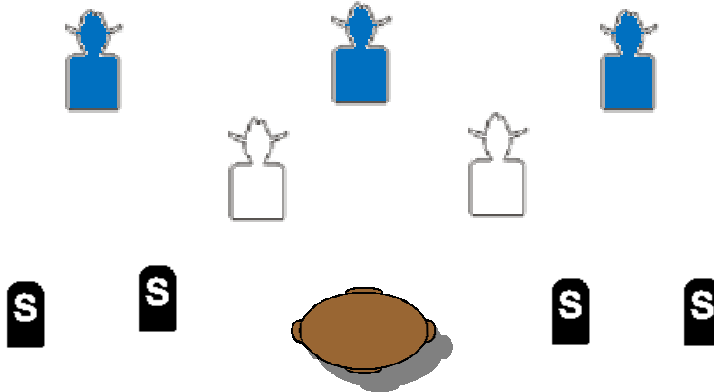
With shotgun, shot the four knockdowns . Make shotgun safe on table pointing at side berm.

Move to forward table and with pistols, repeat the rifle instructions. You may shoot each pistol anywhere between the tables, but you cannot "shoot and move."

SRS COWBOYS JULY '16 SHOOT

STAGE 6

Why are we shooting a W again?



Ammo: Pistols 10, Rifle 10 Shotgun 4+

Staging: Rifle held both hands, shotgun on either table. Pistols holstered.

Start: Standing between the tables holding rifle at port arms.

Procedure: Say, "WHY!"

ATB -With rifle, starting on either end, shoot blue targets, **then** white targets once each. Repeat. Stage Rifle safely **pointing at side berm**.

With shotgun, shot the four knockdowns . Make shotgun safe on table pointing at side berm OR take to forward table.

Move to forward table and with pistols, repeat the rifle instructions. You may shoot each pistol anywhere between the tables, but you cannot "shoot and move."