





*January 2016  
Monthly Match  
Stages*

*Great Stages for a Nice Winder Day*

*Updated!*

# WARM UP

Yup, in this weather, we NEED it!



**START**

**Ammo:** Pistols 10, Rifle 10 Shotgun 4+

**Staging:** Pistols holstered. Rifle and Shotgun on center table.

**Start:** Standing behind center table, hands on pistols.

**Procedure:** Say, "Warmin UP!?"

With pistols, double-tap Nevada sweep the pistol targets from either end.

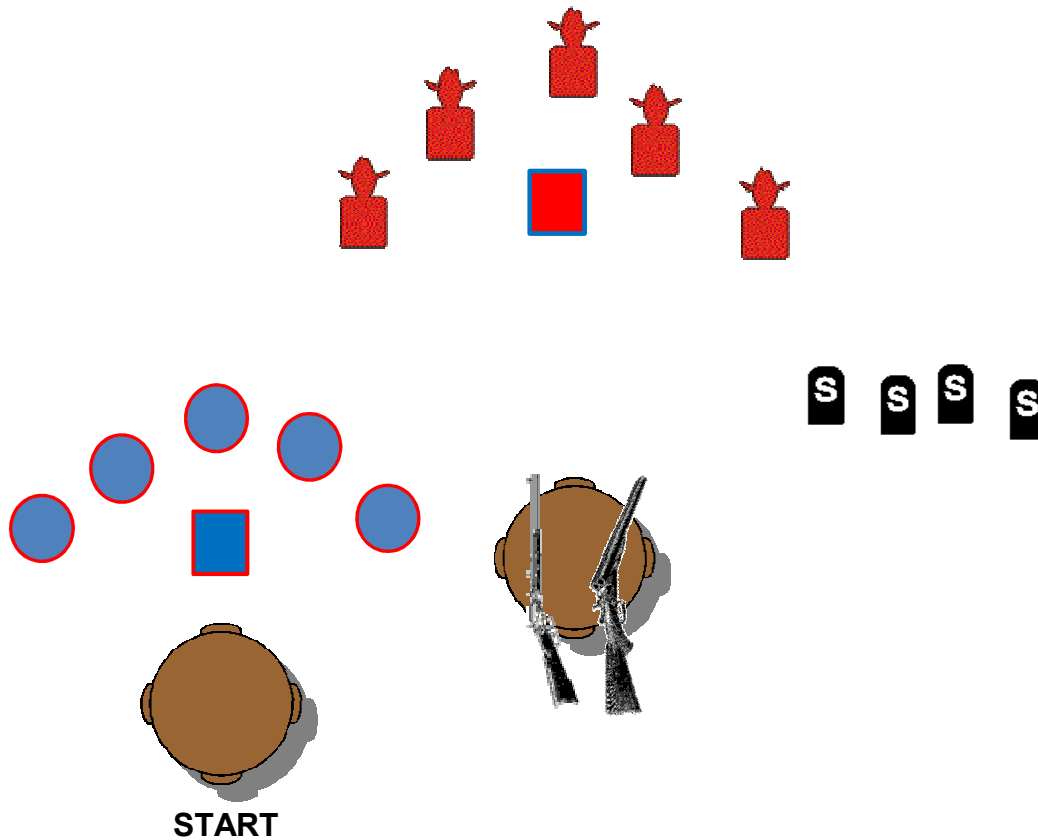
With rifle repeat pistol instructions.

With shotgun shoot shotgun targets.

# SRS COWBOYS NEW YEARS '16 SHOOT

## STAGE 1

Another year, but the same ol' bad guys.



**Ammo:** Pistols 10, Rifle 10 Shotgun 4+

**Staging:** Rifle and shotgun on right table. Pistols holstered.

**Start:** Standing behind center of left table.

**Procedure:** Say, "Tis a New Year!"

After the beep, starting on the left, shoot circle, square, circle, square, circle.  
Then start on right and do the same.

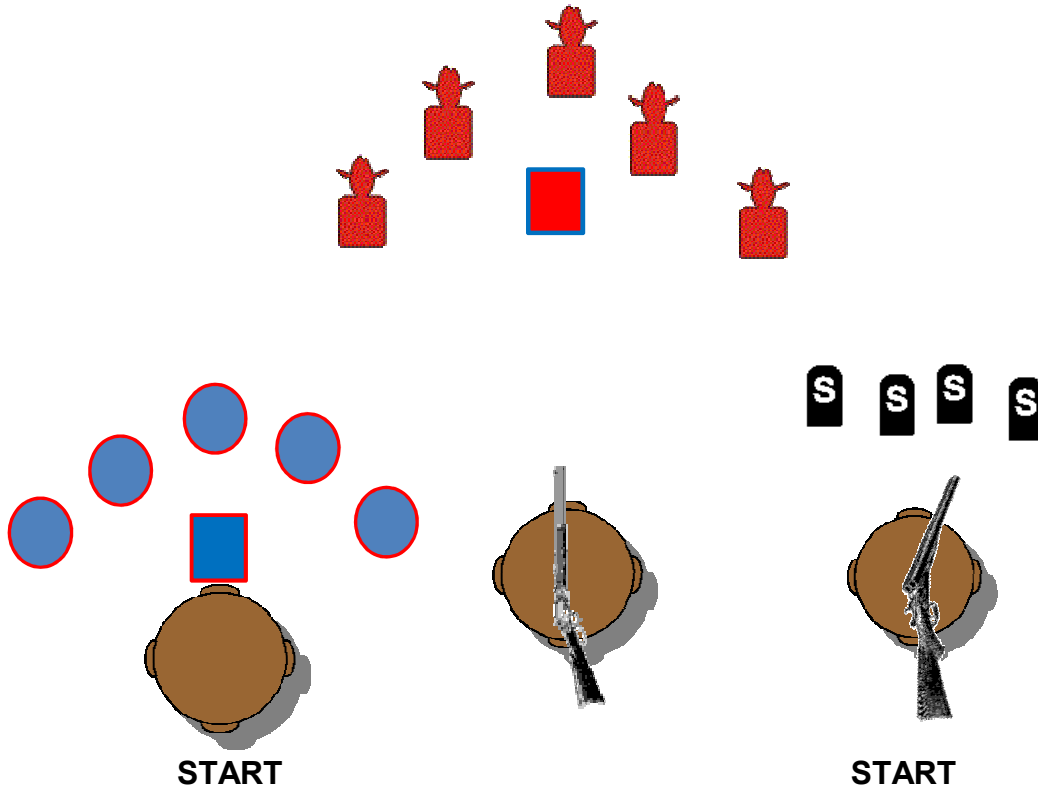
Move to right table, with rifle, starting with the square, alternate between the square and the outside targets. You may "sweep" either left or right.

With shotgun, shoot knockdown targets.

# SRS COWBOYS NEW YEARS '16 SHOOT

## STAGE 2

There are at least a couple ways to see this year.



**Ammo:** Pistols 10, Rifle 10 Shotgun 4+

**Staging:** Rifle on left table. Pistols holstered. Shotgun on right table.

**Start:** Standing behind center of the left or right table.

**Procedure:** Say, "We can do this one of two ways!"

If starting on right, shoot for shotgun targets. Move to Rifle.  
With rifle, sweep the 5 outer targets, then put 5 on the square.  
Move to left table and use pistols, repeating rifle instructions.  
If starting on left, shoot pistols, rifle and then shotgun.

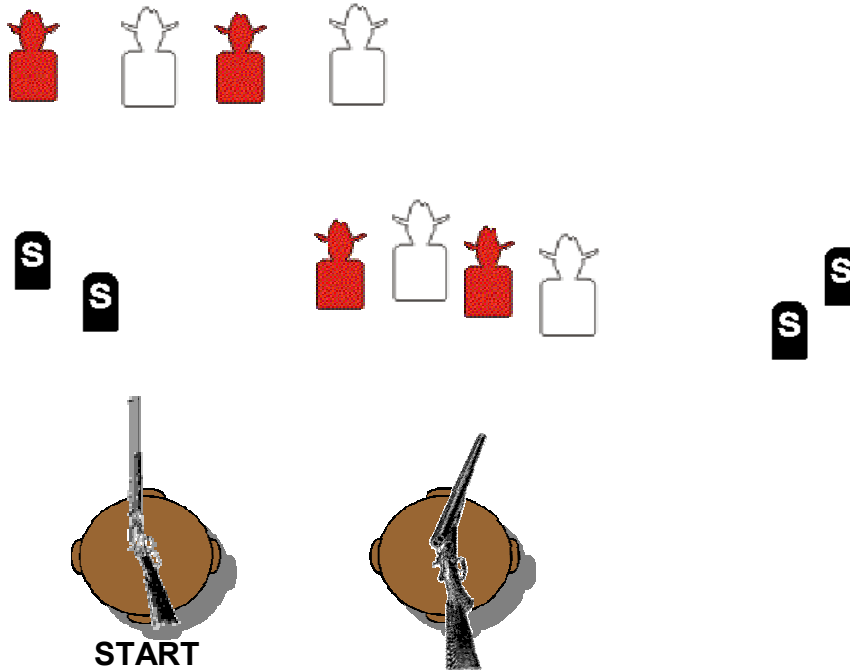
# SRS COWBOYS NEW YEARS '16 SHOOT

## STAGE 3

Well this is a story about some cowboys and cowgirls

You know how these stories go, but this one is different. The boys had to stay in town due to the weather. The lack of horse shoes may have contributed, so . . . . .

And they all lived happily every after - or at least until the next stage!



**Ammo:** Pistols 10, Rifle 10 Shotgun 4+

**Staging:** Rifle in hand. Pistols holstered. Shotgun on table.

**Start:** Standing behind center of left table with rifle in hand(s).

**Procedure:** Say, "Am I seeing double!?"

With rifle, starting on the left, do a Nevada sweep but double-tap the white targets.

Move to right table and repeat instructions for pistol targets.

Stage rifle at either table.

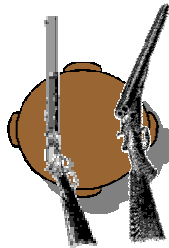
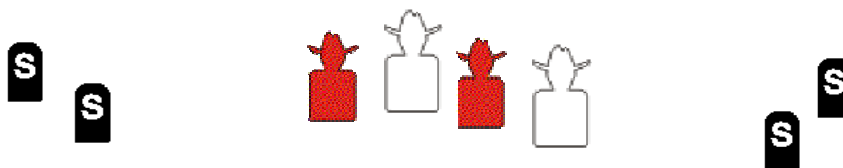

With shotgun, knock down the shotgun targets.

# SRS COWBOYS NEW YEARS '16 SHOOT

## STAGE 4

Well the story continues. And you know it NOT a tall tail or tale, or...

Because as that ol' cowboy tol' you,  
never let the truth get in the way of a great story!



**START**

**Ammo:** Pistols 10, Rifle 10 Shotgun 4+

**Staging:** Rifle and shotgun on table. Pistols holstered.

**Start:** Standing behind table.

**Procedure:** Say, "A Course it's the Truth!"

With pistol, shoot those four guys, double taping the end target. Do it again.

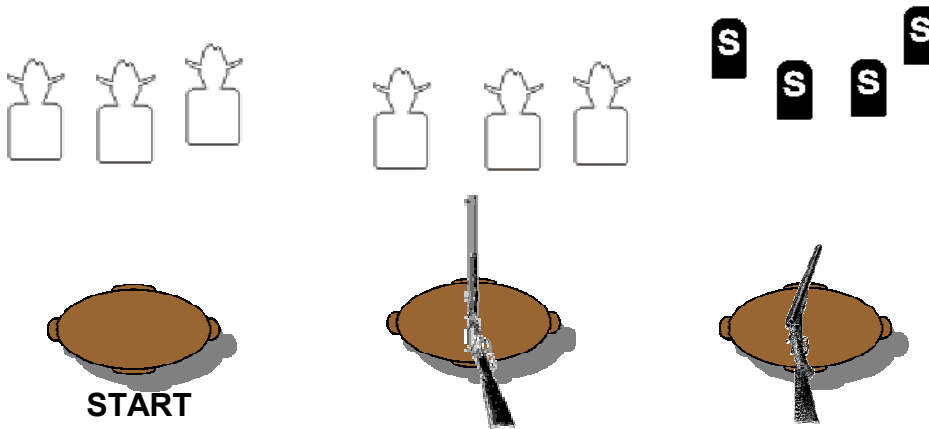

With rifle, sweep the four targets, double tapping the end target. Do it again starting from the same side.

With shotgun, knock down the shotgun targets.

# SRS COWBOYS NEW YEARS '16 SHOOT

## STAGE 5

Ya gunna tell me another one of those stories?



**Ammo:** Pistols 10, Rifle 10 Shotgun 4+

**Staging:** Rifle on center table and shotgun on right. Pistols holstered.

**Start:** Standing behind center of left table.

**Procedure:** Say, "This is a new start - Again!"

ATB, shoot pistol targets, 1 - 3 - 1. Move to center table and repeat instructions.

With rifle, shoot two 1 - 3 - 1 sweeps. Yes you can!


Move to right table.

Get shotgun, and shoot shotgun targets.

# SRS COWBOYS NEW YEARS '16 SHOOT

## STAGE 6

Something strange goin' on here  
I think they sent their twins after us.



**Ammo:** Pistols 10, Rifle 10 Shotgun 4+

**Staging:** Rifle on Left table and shotgun on right. Pistols holstered.

**Start:** Standing behind right table.

**Procedure:** Say, "You look sorta familiar - that's BAD!"

ATB - Get shotgun, and shoot shotgun targets.

Move to center table and shoot the 3 back targets in two 2 - 1 - 2 starting from either end. Yes you can.

Shoot pistol targets 2 - 1 - 2. Move to behind left table and repeat.