
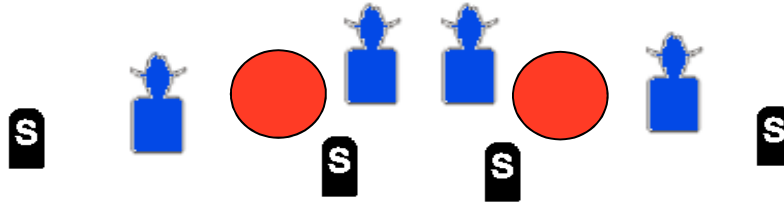




February 2016
Valentine's Match
Stages

Warm Up

Warmin Up fer yer Valentine



Ammo: Pistols 10, Rifle 10 Shotgun 4+

Staging: Pistols holstered. Rifle on center table. Shotgun on an outside table.

Start: Standing behind table with your shotgun.

Procedure: Say, "Warmin UP for ya!"

ATB, with shotgun shoot two shotgun targets. Move to center table and shoot the other two.

With rifle, starting on either side, shoot 2 - 1 - 2 - 2 - 1 - 2 sweep.

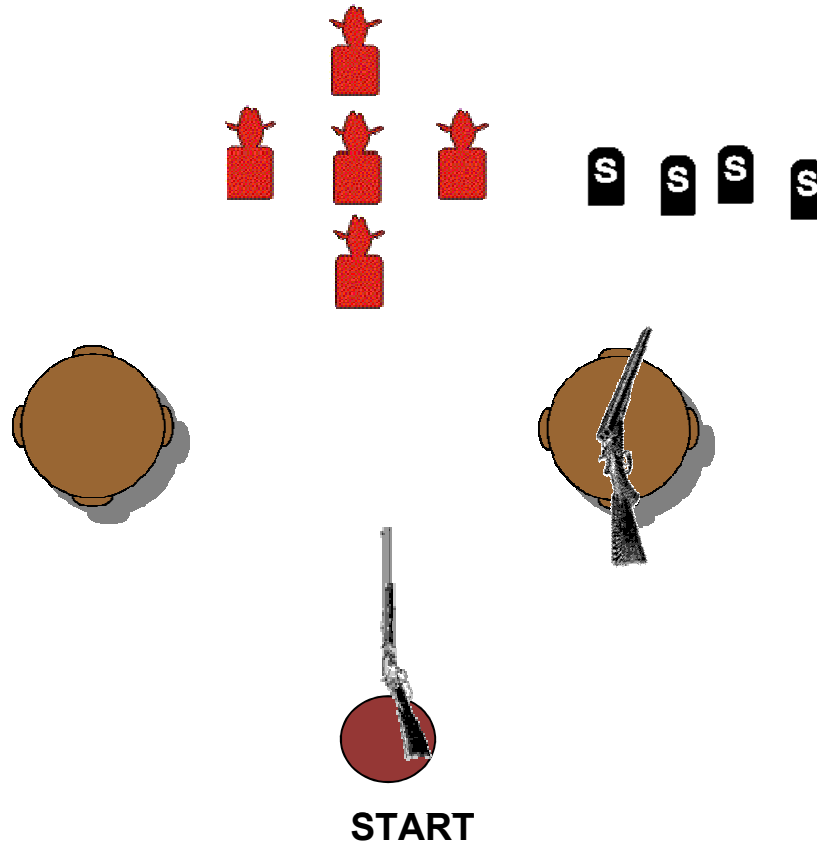
(Double-tap targets except single tapping the circle targets)

With pistols, repeat the rifle instructions.

SRS COWBOYS VALENTINE'S '16 SHOOT

STAGE 1

Lovin it!



Ammo: Pistols 10, Rifle 10 Shotgun 4+

Staging: Rifle at cowboy port arms, shotgun on right table. Pistols holstered.

Start: One foot touching stone. Rifle held at cowboy port arms.

Procedure: Say, "Fer my Valentine!"

After the beep, starting on bottom target, sweep the vertical targets then double-tap one of the side targets. Repeat vertical sweep then double-tap the other side target.

Move to left table and make rifle safe.

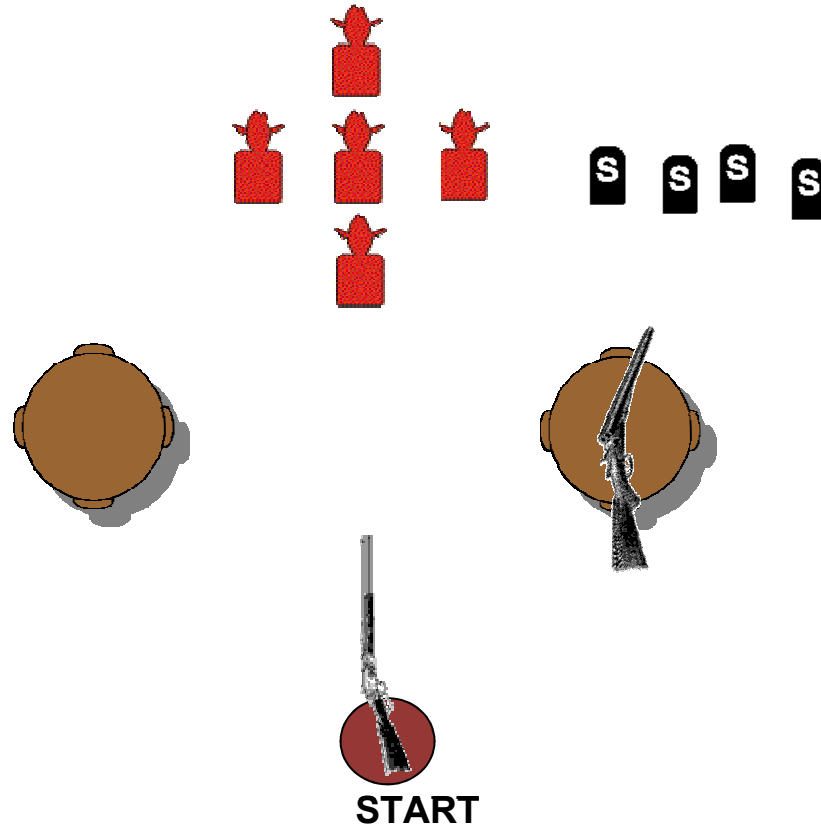
With pistols, repeat rifle instructions. You may shoot anywhere between the tables.

Move to right table and with shotgun, shoot knockdown targets.

SRS COWBOYS VALENTINE'S '16 SHOOT

STAGE 2

Dottin I's and crossing T's



Ammo: Pistols 10, Rifle 10 Shotgun 4+

Staging: Rifle in hands. Pistols holstered. Shotgun on right table.

Start: One foot touching start stone with rifle in hands.

Procedure: Say, "I'll cross that T !"

With rifle, do a Nevada sweep on the 3 vertical targets, then another Nevada sweep on the 3 horizontal targets.

Move to right table and make rifle safe.

With shotgun, shoot the shotgun targets and make shotgun safe.


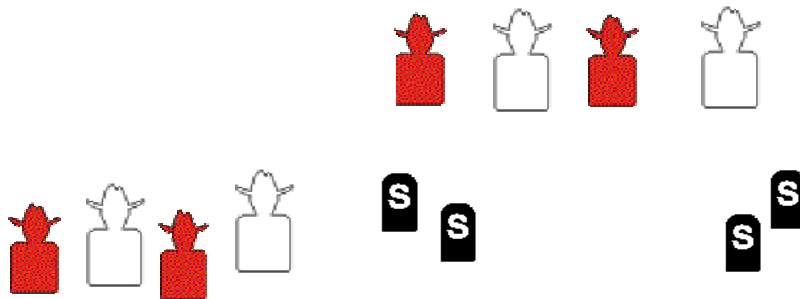
Step towards center (at least one step) and using pistols, repeat rifle instructions.

SRS COWBOYS VALENTINE'S '16 SHOOT

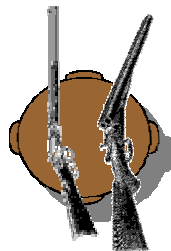
STAGE 3

Well this is a story about some cowboys and cowgirls

You know how these stories go, but this one is different. Someone has to rescue their valentine. And you are that someone.



START



Ammo: Pistols 10, Rifle 10 Shotgun 4+

Staging: Rifle and shotgun on right table. Pistols holstered.

Start: Standing behind center of left table with hands on pistols.

Procedure: Say, "I'll rescue the Cowgirls (Cowboys)!"

With pistols, do a Lawrence Welk Sweep starting from either side.

Move to right table and with rifle repeat pistol instructions.

With shotgun, knock down the shotgun targets.

* **Lawrence Welk Sweep** 1 on first target, 2 on second, 3 on third and 4 on fourth.


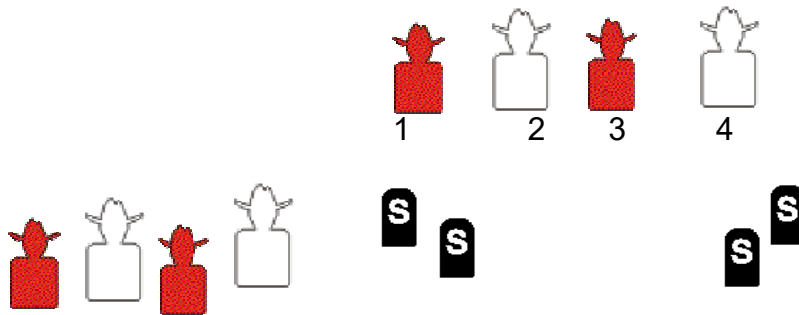
1 ana 2, ana 3, ana 4. Wunnerful, Wunnerful.

SRS COWBOYS VALENTINE'S '16 SHOOT

STAGE 4

Well the story continues. But sometimes relationships are back and forth

But you know you will get through it for love!



Ammo: Pistols 10, Rifle 10 Shotgun 4+

Staging: Rifle and shotgun on table. Pistols holstered.

Start: Standing behind right table.

Procedure: Say, "It's back and forth!"

With rifle alternate for 5 shots on two targets, Then repeat on other two targets. (ex, 1-2-1-2-1, then 3-4-3-4-3) You may start inside or outside on each "pair".




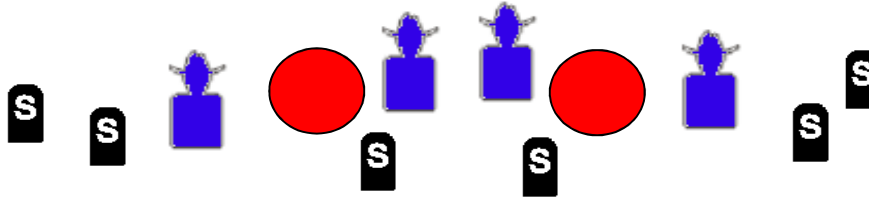
With shotgun, shoot shotgun targets. Make shotgun safe.

Move to left table and with pistols repeat rifle instructions.

SRS COWBOYS VALENTINE'S '16 SHOOT

STAGE 5

Hawkeye Gin - Every Young Cowboy's Valentine Wish



Ammo: Pistols 10, Rifle 10 Shotgun 6+

Staging: Rifle on center table and shotgun an outside table. Pistols holstered.

Start: Standing behind left or right table.

Procedure: Say, "You said "What??!!!"

ATB, with shotgun engage the two shotgun targets in front of each location. Shotgun targets must be made up at the position engaged. Make shotgun safe.


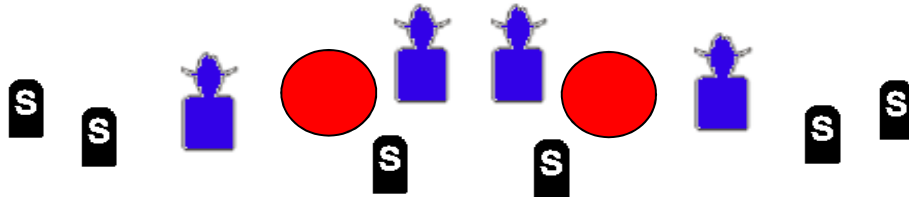
With rifle starting on **either side** shoot a "Hawkeye Gin Sweep". 1 on first, 2 on second, 1 on third and fourth. Then 1 on third, 1 on fourth, 2 on fifth and 1 on sixth. (1-2-2-3-4-3-4-5-5-6)

With pistols, repeat rifle instructions.

SRS COWBOYS VALENTINE'S '16 SHOOT

STAGE 6

A simpler sweep fer yer Sweetie!



START

Ammo: Pistols 10, Rifle 10 Shotgun 6+

Staging: Rifle and shotgun on center table. Pistols holstered.

Start: Standing behind center table.

Procedure: Say, "This is fer you, Darlin!"

ATB - with pistols starting on an outside target shoot a 1-3-1 sweep on 3 targets.
Repeat starting on other side - starting on the other outside target.

With a rifle , starting on either side, shoot a 1-3-1-1-3-1 sweep.

With shotgun, shoot shotgun targets until down.