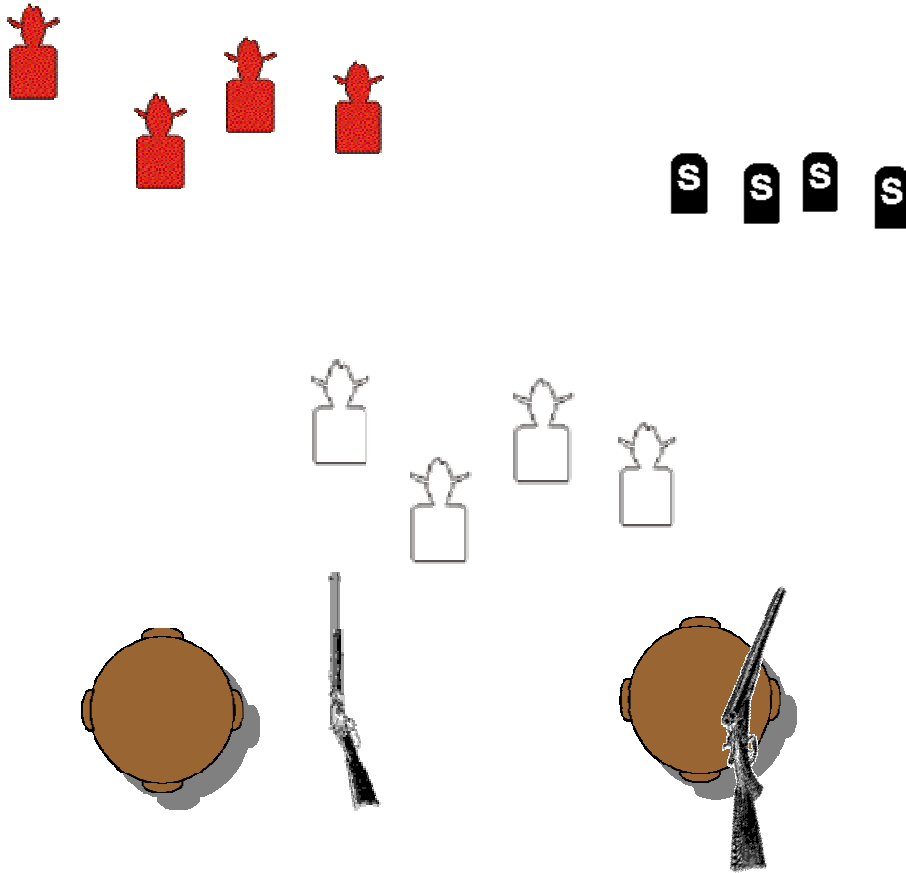




August 2016
Stages

Warm Up

On a Cool Summer Morning



Ammo: Pistols 10, Rifle 10 Shotgun 4+

Staging: Pistols holstered. Rifle in one hand. Shotgun on a table.

Start: Standing between the tables, rifle in hand.

Procedure: Say, "Let's Shoot!"

ATB, with rifle double-tap the front target then single tap the others. Repeat. Make rifle safe on either table.

With pistols, repeat rifle instructions.

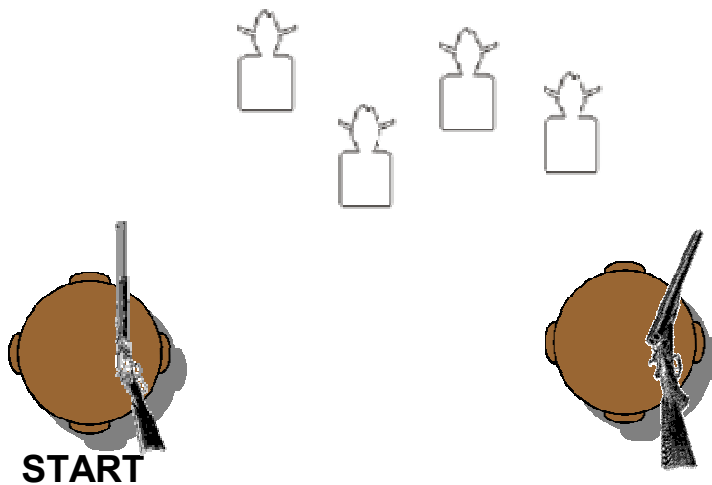

With shotgun, hoot the 4 knockdown targets.

SRS COWBOYS AUGUST '16 SHOOT

STAGE 1

A Mastermind Behind

The bully always uses dupes. But after you take those he sent, you finally get at him.



Ammo: Pistols 10, Rifle 10 Shotgun 4+

Staging: Rifle on left table, shotgun on right table. Pistols holstered.

Start: Standing behind left table.

Procedure: Say, "I'll smoke you out"

After the beep, **starting on forward target**, do a Nevada sweep on the right 3 targets, the final shot on the bully hiding back.

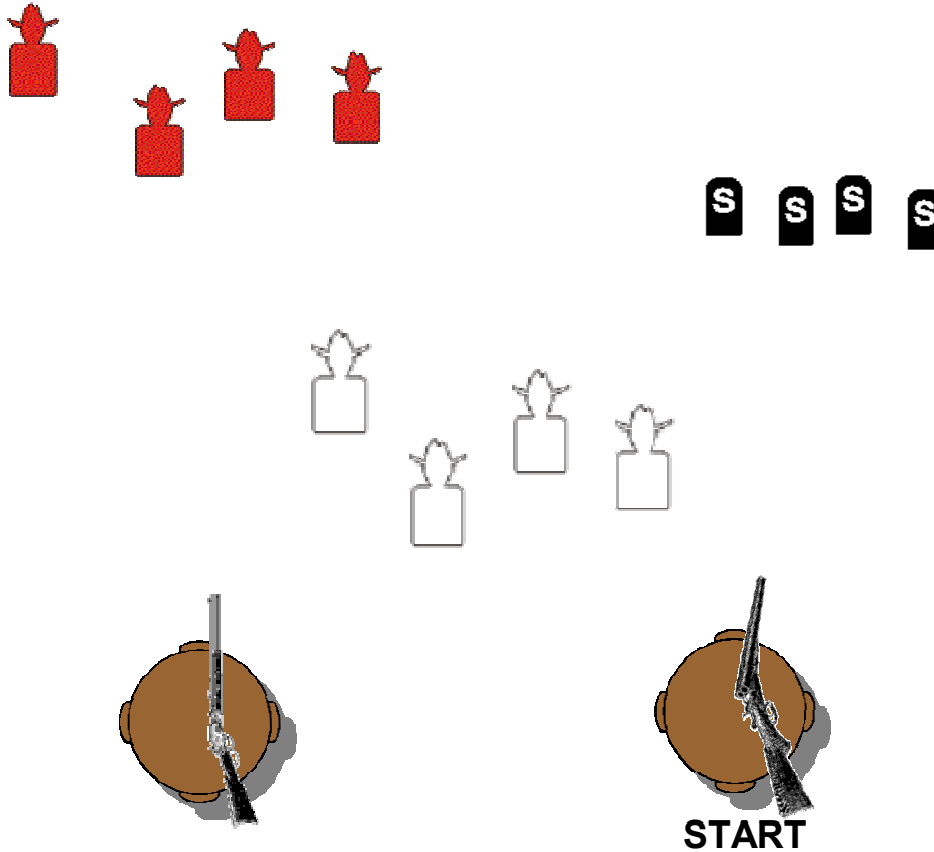
Move between the tables and with pistols, repeat rifle instructions.

Move to right table and with shotgun, shoot knockdown targets.

SRS COWBOYS AUGUST '16 SHOOT

STAGE 2

Now you know where the coward is, you start with him and finish to make certain.



Ammo: Pistols 10, Rifle 10 Shotgun 4+

Staging: Rifle on left table, shotgun on right table. Pistols holstered.

Start: Standing behind Right table.

Procedure: Say, "Another coward!"

After the beep, shoot the shotgun targets.

Move towards center and with pistols, hit the back bully with three shots. Then double tap the other three and finish on the coward bully hiding back.

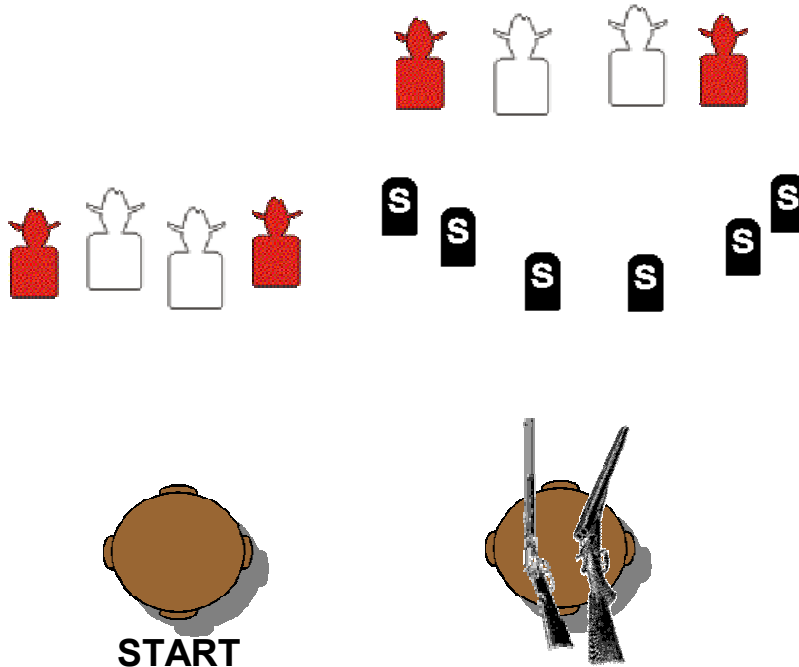
Move to rifle and repeat pistol instructions.

Note: Timers watch to catch ALL rifle shots.

SRS COWBOYS AUGUST '16 SHOOT

STAGE 3

It's hot!



Ammo: Pistols 10, Rifle 10 Shotgun 6+

Staging: Rifle and shotgun on right table. Pistols holstered.

Start: Standing behind center of left table with hands on hips

Procedure: Say, "No sweat!"

With pistols, do a continuous Nevada Sweep for 10 rounds.


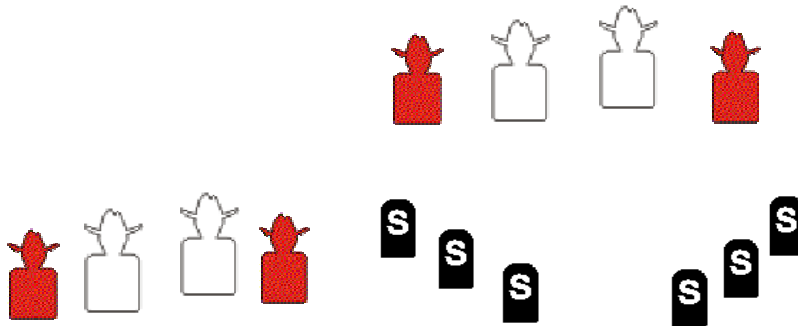
Move to right table and with rifle repeat the pistol instructions.

With shotgun, knock down the shotgun targets.

SRS COWBOYS AUGUST '16 SHOOT

STAGE 4

It's STILL Hot!



Ammo: Pistols 10, Rifle 10 Shotgun 6+

Staging: Rifle and shotgun on right table. Pistols holstered.

Start: Standing behind right table.

Procedure: Say, "Well, Maybe a little!"

With rifle starting on either side, triple tap and end target and shoot next two targets once each. Repeat from the other side.

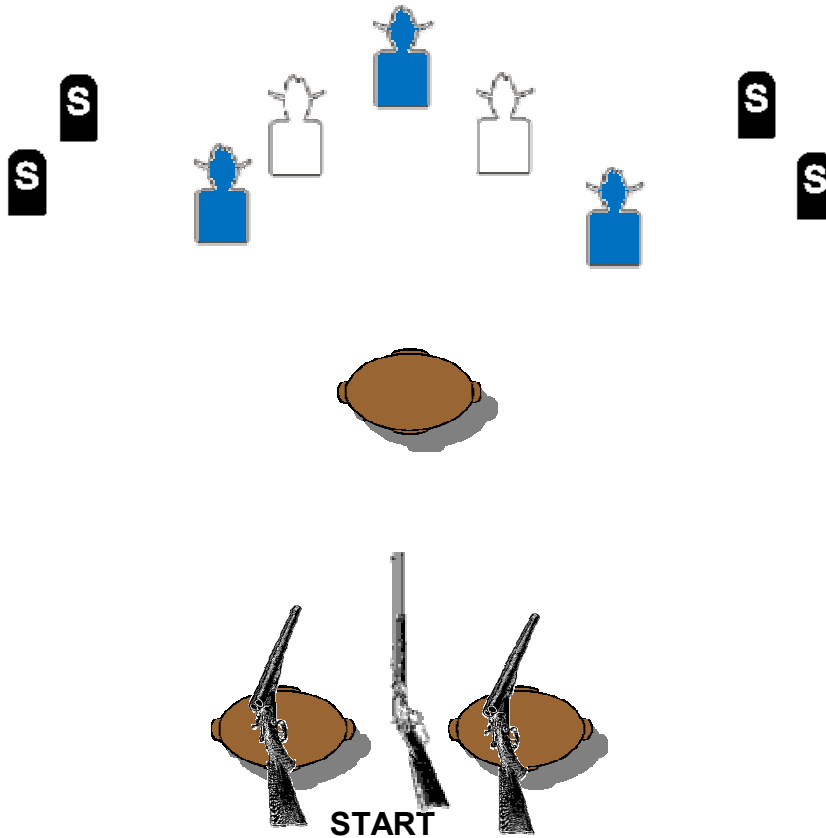
With shotgun, shoot shotgun targets. Make shotgun safe on left table.

At the left table, with pistols repeat the rifle instructions.

SRS COWBOYS AUGUST '16 SHOOT

STAGE 5

Once upon a time, there were some very bad people. Now there are fewer.



Ammo: Pistols 10, Rifle 10 Shotgun 4+

Staging: Rifle held at port arms, shotgun on either table. Pistols holstered.

Start: Standing between the tables holding rifle at port arms.

Procedure: Say, "Oooh, Bad!!!"

ATB -With rifle, **in any order**, shoot the 2 outside targets 3 times, the center target twice and the other inside targets once each (3-1-2-1-3 if you like). Stage Rifle safely **pointing at side berm.**

With shotgun, shot the four knockdowns . Make shotgun safe on table pointing at side berm or take to forward table.

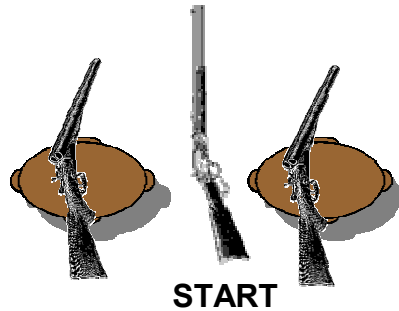
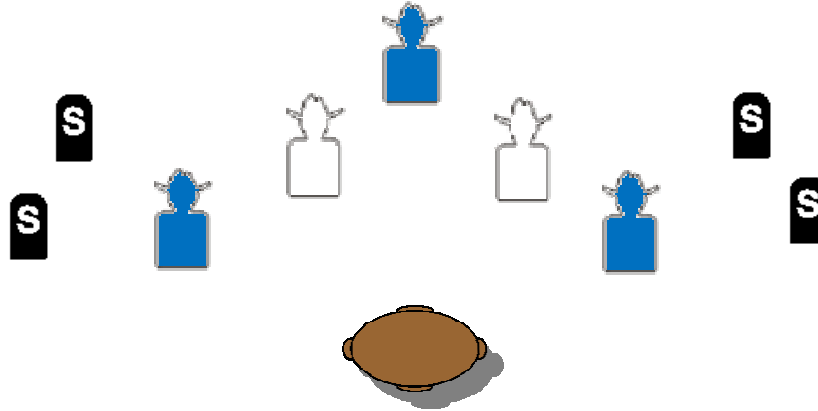
Move to forward table and with pistols, repeat the rifle instructions.

STAGE 5 OF 6

SRS COWBOYS AUGUST '16 SHOOT

STAGE 6

There were still some bad people. Now there are none.



Ammo: Pistols 10, Rifle 10 Shotgun 4+

Staging: Rifle held both hands, shotgun on either table. Pistols holstered.

Start: Standing between the tables holding rifle in both arms.

Procedure: Say, "Oooh, Good!"

ATB -With rifle, starting on either outside target, shoot a 2-1-2 sweep on three targets on that side. Then 2-1-2 starting on the opposite outside target.

Stage Rifle safely **pointing at side berm**.

With shotgun, shot the four knockdowns . Make shotgun safe on table pointing at side berm OR take to forward table.

Move to forward table and with pistols, starting on either outside target, shoot a 2-1-2 sweep on those 3 targets. Then starting on the opposite side, repeat on the last 3 targets.